

› Thule Guide 2021

Roof Racks & Rear Door-mounted Bike Racks



Online guide with
the latest recommendations

Bring your life
[thule.com](https://www.thule.com)

Content

Roof Racks	5
How to buy a roof rack	5
One roof rack - a thousand possibilities	6
How much can you carry?	6
Technical specifications	8
How to read the Roof Rack Guide	10
Roof Rack Guide	12
<hr/>	
Professional Racks	112
Professional Rack Guide	114
<hr/>	
Rear Door-mounted Bike Racks	122
Rear Door-mounted Bike Rack Guide	126
<hr/>	
Safety & Warranty	150



› Bring your life

Whether it's exploring spectacular nature in the great outdoors or travelling the world with family and friends, we all have a passion for enjoying an active life. At Thule, we share your desire to spend more time enjoying our passions – which means less time worrying about how to bring all the stuff we need. For 75 years, we have been totally focused on developing smart, stylish products that are environmentally sound, high quality, safe, and easy to use.

Wherever your passion takes you, whatever you're bringing.
With Thule products, you're free to live your active life to the full.



› Roof Racks

How to buy a Thule roof rack

Our roof rack systems are a starting point for carrying the extra special gear that lets you live your passions. We have made it easy to find a solution that fits your car and your needs. Just start by asking yourself – maximum loading area or a streamlined design?

With a Thule roof rack, you're all set to head off on your adventures and make sure you have everything you want with you. The Buyer's Guide at thule.com helps

you find the right system for your car – check your custom fit there or at your local Thule dealer.

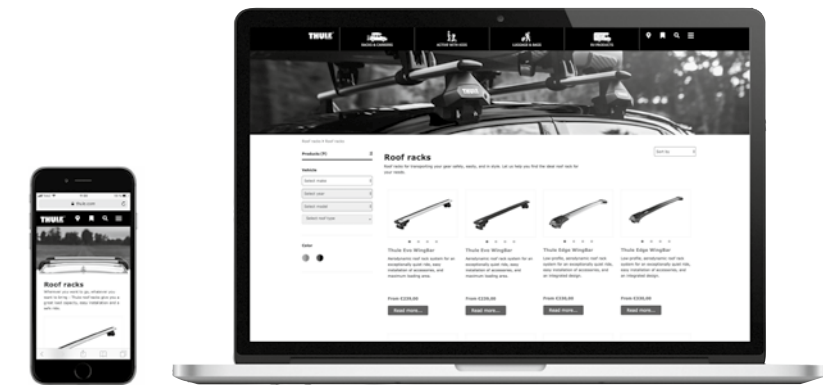
Installing a Thule roof rack on your car roof is now quicker and easier than ever before. The Mounting Tutorial on thule.com is a vital part of the process, helping you get a great start to your adventures with our roof racks. It is a part of our commitment to usability at every step of the way.

- Identify your car model and year
- Identify your roof type



- Check your custom fit in this guide, at www.thule.com or visit your local Thule Dealer

We are constantly fitting new vehicles. If you cannot find your vehicle model listed in this guide, please find the latest updates in the Buyer's Guide at www.thule.com.



One roof rack – a thousand possibilities

Constantly aiming at staying one step ahead, and working closely together with the car industry, Thule offers two main roof rack lines: Thule Evo and Thule Edge.

Thule Evo – maximized loading area

Thule Evo is a highly flexible aerodynamic roof rack system that provides an exceptionally quiet ride, a maximized loading area, and easy installation of accessories. It supports variable load bar options.

Thule Edge – sleek, streamlined design

Thule Edge has a low profile that perfectly complements the car's roofline. The streamlined design of Thule Edge also makes it the ideal solution for keeping the rack on the car even when it's not in use. Combining high performance with a sleek fit, the design of Thule Edge is close to perfection.


High-quality roof racks with great features

Our roof racks share many essential features.

Load capacity – high load capacity on all roof racks.

Quick Installation – both when assembling the roof rack on your car and when installing accessories or other carriers (bike, winter/water) on the rack.

Safe – tested to the limit and beyond. With a Thule roof rack, you get quality all the way.



How much can you carry?

Thule Load Bars – max load surface

Thule WingBar Evo	7111	7112	7113	7114	7115			
Thule WingBar	960	961	969	962	963 ¹			
Thule SquareBar Evo	7121	7122	7123	7124	7125			
Thule SquareBar	760	761 ²	769	762	763	765	766	767
Load surface	108 cm	118 cm	127 cm	135 cm	150 cm	163 cm	200 cm	220 cm

Thule WingBar Edge	9581	9582	9583	9584	9585	9591	9592	9593	9594	9595	9596
Load surface ³	63-73 cm	71-81 cm	79-89 cm	63-73 cm	71-81 cm	69-79 cm	77-87 cm	85-95 cm	69-79 cm	77-87 cm	85-95 cm

Thule WingBar Edge Load Bars	721200	721300	721400	721500	721600
Load surface ^{3,4}	64-74 cm	73-83 cm	82-92 cm	91-101 cm	100-110 cm

Thule SlideBar Evo	891	892	893
Load surface	127 cm	144 cm	162 cm

Thule ProBar Evo	390	391	392	393	394	395
Load surface	120 cm	135 cm	150 cm	175 cm	200 cm	220 cm

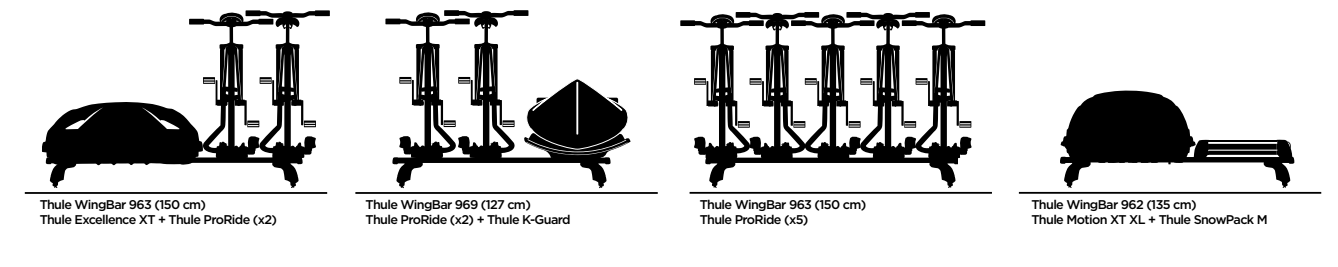
¹ Only in Aluminium color.
² Thule SquareBar 761 - 120 cm.
³ Depending on car roof width.
⁴ Depending on foot type.

Thule roof mounted products – width

Bike Racks	Width ⁵	Roof Boxes & Baskets	Width ⁵	Water Sport Racks	Width ⁵	Winter Sport Racks	Width ⁵
Thule ProRide	32.4 cm	Thule Vector M	88 cm	Thule Hull-a-Port Aero	46 cm	Thule SnowPack Extender	78.5 cm
Thule FreeRide	21 cm	Thule Vector L	88 cm	Thule Hull-a-Port XT	50 cm	Thule SnowPack S	35 cm
Thule UpRide	31.5 cm	Thule Vector Alpine	88 cm	Thule Hull-a-Port Pro	48 cm	Thule SnowPack M	60 cm
Thule TopRide	21 cm	Thule Excellence XT	94 cm	Thule Hull-a-Port	46 cm	Thule SnowPack L	85 cm
Thule FastRide	22 cm	Thule Dynamic M	84 cm	Thule Hullavator Pro	68 cm	Thule SkiClick	12 cm
		Thule Dynamic L	94 cm	Thule K-Guard	63 cm		
		Thule Motion XT Sport	67.5 cm	Thule SUP Taxi XT	81 cm		
		Thule Motion XT M	86.5 cm	Thule Board Shuttle	59 cm		
		Thule Motion XT L	89 cm	Thule Multipurpose Carrier	12 cm		
		Thule Motion XT XL	91.5 cm	Thule JawGrip	21 cm		
		Thule Motion XT XXL	95 cm	Thule Surf Pads M	51 cm		
		Thule Motion XT Alpine	95 cm	Thule Surf Pads L	76 cm		
		Thule Force XT S	90 cm	Thule DockGlide ⁶			
		Thule Force XT M	82 cm	Thule DockGrip ⁶			
		Thule Force XT L	84 cm	Thule Portage ⁶			
		Thule Force XT XL	86 cm				
		Thule Force XT Sport	63 cm				
		Thule Force XT Alpine	70 cm				
		Thule Touring Sport	63 cm				
		Thule Touring S	90 cm				
		Thule Touring M	82 cm				
		Thule Touring L	78 cm				
		Thule Touring Alpine	70 cm				
		Thule Ranger 90	80 cm				
		Thule Ranger 500	50 cm				
		Thule Trail M	90 cm				
		Thule Trail L	100 cm				
		Thule Canyon XT 859	104 cm				

⁵ Remember that your total width might increase (e.g. handlebar or width of kayak). ⁶ Depending on width of kayak/canoe.

Examples



Thule One-Key System

Make life easier and save yourself the trouble of keeping track of different sets of keys for your roof rack, ski rack, bike rack or roof box. Exchange the lock cylinders in all your Thule products and use the same key for all. Simply ask for Thule One-Key System!



SPECIFICATIONS

Available in five versions: 4 locks (450400), 6 locks (450600), 8 locks (450800), 12 locks (451200) and 16 locks (451600).

Technical specifications

Thule Evo Line-up - Roof Rack Feet



Roof type	Normal roof		Flush rails		Fixed points		Raised rails		Rain gutter	Raised rails	
Name	Thule Evo Clamp	Thule Rapid System <i>Discontinued</i>	Thule Evo Flush Rail	Thule Rapid System	Thule Rapid System	Thule Rapid System	Thule Evo Raised Rail	Thule Rapid System	Thule	Thule Smartrack	Thule Smartrack
SKU No	710500	754	710600	753	753	751	710400	775	951/9512	784-785	794-795
Load capacity	75 kg*	75 kg*	75 kg*	75 kg*	100 kg*	100 kg*	100 kg*	100 kg*	100 kg*	75 kg*	75 kg*
Foot height	9.6 cm	9.6 cm	6.2 cm	7.2 cm	7.2 cm	10.5 cm	8.4 cm	5.5 cm	15 cm	7.5 cm	7.5 cm
Locks included	•	•	•	•	•	•	•	•	Yes, with accessory 527	Lockable with special tool	Lockable with special tool
Fits Thule WingBar Evo	•	•	•	•	•	•	•	•	9512	•	•
Fits Thule SlideBar	•	•	•	•	•	•	•	•	9512	•	•
Fits Thule SquareBar	•	•	•	•	•	•	•	•	•	•	•
Fits Thule ProBar	•	•	•	•	•	•	•	•	9512	•	•
Fitting kit needed	•	•	•	•	•	•	•	•	•	•	•
TÜV approved	•	•	•	•	•	•	•	•	•	•	•
Fulfills City Crash norms	•	•	•	•	•	•	•	•	•	•	•
Miscellaneous							Fits railing sizes between 15-67 mm	Fits railing sizes between 20-68 mm	Also available for cars with raised roof, foot packs 952/9522 and 953/9531	Fits railing sizes between 18-50 mm	Fits railing sizes between 18-50 mm

* Depending on load capacity of car/fit kit

Thule Evo Load Bars



Name	Thule WingBar Evo	Thule SquareBar	Thule SlideBar	Thule ProBar
SKU No	711X/711XB	712X	89X	39X
Load capacity	100 kg	100 kg	90 kg	100 kg
T-track (20x20 mm)	•	•	•	•
TÜV approved	•	•	•	•
Fulfills City Crash norms	•	•	•	•

Thule Edge Line-up - Roof Rack Feet



Roof type	Normal Roof	Flush Rails	Fixed points/ Flush rails	Raised Rails
Name	Thule Edge Clamp	Thule Edge Flush Rail	Thule WingBar Edge	Thule WingBar Edge
SKU No	720500	720600	959X/959XB	958X/958XB
Load capacity	75 kg*	75 kg*	75 kg*	75 kg*
T-track (20x20 mm)	•	•	•	•
Foot height	8.3 cm	5.4 cm	5.9 cm	4.1 cm
Locks included	•	•	•	•
Fitting kit needed	•	•	•	•
TÜV approved	•	•	•	•
Fulfills City Crash norms	•	•	•	•
Miscellaneous				Fits railing sizes between 25-60 mm

* Depending on load capacity of car/fit kit

Thule Edge Load Bars



Name	Thule WingBar Edge
SKU No	721X/721XB
Load capacity	75 kg
T-track (20x20 mm)	•
TÜV approved	•
Fulfills City Crash norms	•



Roof Racks

How to read the Roof Rack Guide

AUDI		Roof type	Foot Evo	WingBar Evo	WingBar	SlideBar Evo	ProBar Evo	SquareBar Evo	SquareBar	Foot Edge - New	WingBar Edge Front - New	WingBar Edge Rear - New
A6 Avant	5-dr Estate 94-97	Normal Roof	7112	961	891	390	7122	761				
A6 Avant	5-dr Estate 98-04	Normal Roof	7112	961	891	390	7122	761				
A6 Avant	5-dr Estate 94-97	Raised Rails	7104	7112	961	891	390	7122	761			
A6 Avant	5-dr Estate 98-04	Raised Rails	7104	7112	961	891	390	7122	761			
A6 Avant (C5)	5-dr Estate 05-10	Flush Rails	7106	7113	969	892	391	7123	769	7206	7214	7214

<p>Look up your car make, model and type.</p> <p>Car types:</p> <ul style="list-style-type: none"> Hatchback Coupé Sedan Estate MPV SUV Pickup Bus Van 	<p>Identify the roof type.</p> <p>Roof types:</p> <ul style="list-style-type: none"> Normal roof Raised Rails Fixed points Flush rails Rain gutters T-track 	<p>The product numbers represent the components you need to complete your roof rack.</p> <div style="display: flex; justify-content: space-around;"> <div style="text-align: center;"> <p>Foot In a set of four. Choose between Thule Evo and Thule Edge.</p> </div> <div style="text-align: center;"> <p>Load bar In sets of two for Thule Evo and in single packs for Thule Edge.</p> </div> </div> <div style="text-align: center; margin-top: 10px;"> <p>Complete rack</p> </div> <p>For more information see thule.com</p>
---	--	---

Kit Next Generation	Info Next Generation	EAN Code Next Generation	Smart Rack	WingBar Edge Rapid System	Foot + SRA Rapid System	Replaced Kit Rapid System	Info Rapid System	EAN Code Rapid System	Status - Only new cars
					754	141002			
			784/794	9582/9582B	754	141039			
			784/794	9582/9582B	757		N		
186014	N	7313020090054							Next generation Flush kit added

<p>The product numbers represent the components you need to complete your roof rack.</p> <p>Kit Roof rack kit in a set of four. For car specific fit of the roof rack feet to the car roof.</p>	<p>If there is a letter on your specific bar in the Info column, be sure to find out what it means below.</p> <p>B Max load 40 kg C Max load 50 kg D Max load 60 kg</p> <p>If column is blank, load capacity is 75 kg. Please check the fitting instruction for information.</p> <p>H The distance between the roof rack bar does not permit the fitting of a roof box. K Holes have to be drilled in the roof. L Only permits fitting of one roof rack bar. M Without mounting holes in the door frame. N WingBar Edge has an attractive low profile to the car roof. Therefore care must be taken when fixing additional accessories, such as roof boxes, so as not to interfere with any existing attachments (like antennas) on the vehicle.</p>	<p>In some cases we offer complete packed solutions.</p> <p>Smart Rack A complete roof rack in one single package.</p>	<p>The product numbers represent the components you need to complete your roof rack.</p> <p>Foot + Short Roof Adapter (SRA) Roof rack feet in sets of four. For detailed information, see page 8.</p> <p>The SRA (<i>discontinued</i>) is an adapter for cars with short roof, to increase the distance between the load bar. (Only needed for some car models and only in combination with Thule Rapid System 754).</p>	<p>The product numbers represent the components you need to complete your roof rack.</p> <p>Kit Roof rack kit in a set of four. For car specific fit of the roof rack feet to the car roof.</p> <p>A Max load 30 kg B Max load 40 kg C Max load 50 kg D Max load 60 kg</p> <p>If column is blank, load capacity is over 60 kg. Please check the fitting instruction for information.</p> <p>H The distance between the roof rack bar does not permit the fitting of a roof box. K Holes have to be drilled in the roof. L Only permits fitting of one roof rack bar. M Without mounting holes in the door frame. N WingBar Edge has an attractive low profile to the car roof. Therefore care must be taken when fixing additional accessories, such as roof boxes, so as not to interfere with any existing attachments (like antennas) on the vehicle.</p>	<p>If there is a letter on your specific bar in the Info column, be sure to find out what it means below.</p>
--	--	---	---	--	---

ACURA

		Roof type	Foot Evo	WingBar Evo	WingBar	SlideBar Evo	ProBar Evo	SquareBar Evo	SquareBar	Foot Edge - New	WingBar Edge Front - New	WingBar Edge Rear - New
EL	4-dr Sedan 96-05	Normal Roof	712	961	891	390	7122	761				
MDX	5-dr SUV 01-06	Normal Roof	714	962	892	391	7124	762				
MDX	5-dr SUV 07-13	Normal Roof	715	963	893	392	7125	763				
RDX	5-dr SUV 07-12	Normal Roof	714	962	892	391	7124	762				
S/SL	5-dr Hatchback 88-02	Rain Gutters				391	7124	762				
TL	4-dr Sedan 09-14	Normal Roof	714	962	892	391	7124	762				

ALEKO

TSX	4-dr Sedan 09-14	Normal Roof	714	962	892	391	7124	762				
-----	------------------	-------------	-----	-----	-----	-----	------	-----	--	--	--	--

ALFA ROMEO

156 Crosswagon	5-dr Estate 00-07	Raised Rails	7104	7112	961	891	390	7122	761			
156 Sportwagon	5-dr Estate 00-07	Raised Rails	7104	7112	961	891	390	7122	761			
159	4-dr Sedan 06-11	Normal Roof	7112	961	891	390	7122	761				
159 Sportwagon	5-dr Estate 06-11	Normal Roof	7112	961	891	390	7122	761				
159 Sportwagon	5-dr Estate 06-11	Raised Rails	7104	7112	961	891	390	7122	761			
Giulia	4-dr Sedan 16-	Normal Roof	7105	7113	969	892	391	7123	769	7205	7214	7214
MiTo	3-dr Hatchback 08-	Fixed Points	7111	960	891		7121					
Stelvio	5-dr SUV 17-	Flush Rails	7112	961	891	390	7122	761				
Stelvio	5-dr SUV 17-	Normal Roof	7105	7114	962	892	391	7124	762	7205	7214	7214

AUDI

A1	3-dr Hatchback 10-18	Normal Roof					390	7123	769			
A1	5-dr Hatchback 12-18	Normal Roof	7105	7113	969	892	391	7123	769	7205	7214	7214
A1	5-dr Hatchback 19-	Normal Roof	7105	7113	969	892	391	7123	769	7205	7214	7213
A2	5-dr MPV 00-05	Normal Roof	7112	961	891	390	7122	761				
A3	3-dr Hatchback 96-02	Normal Roof	7112	961	891	390	7122	761				
A3	5-dr Hatchback 96-06 (S. AMERICA)	Normal Roof	7112	961	891	390	7122	761				
A3	5-dr Hatchback 99-03	Normal Roof	7112	961	891	390	7122	761				
A3	4-dr Sedan 13-	Normal Roof	7105	7113	969	892	391	7123	769	7205	7215	7214
A3 (8P)	3-dr Hatchback 03-12	Normal Roof	7105	7113	969	892	391	7123	769	7205	7214	7214
A3 (8V)	5-dr Hatchback 12-	Normal Roof	7105	7113	969	892	391	7123	769	7205	7214	7214
A3 Sportback (8P)	5-dr Hatchback 04-12	Flush Rails	7113	969	892	391	7123	769				
A3 Sportback (8P)	5-dr Hatchback 04-12	Normal Roof	7105	7113	969	892	391	7123	769	7205	7214	7214
A3 Sportback (8V)	5-dr Hatchback 13-20	Flush Rails	7106	7112	961	891	390	7122	761	7206	7214	7213
A3 Sportback (8Y)	5-dr Hatchback 20-	Normal Roof	7105	7113	969	892	391	7123	769	7205	7215	7214
A4	4-dr Sedan 95-00	Normal Roof	7112	961	891	390	7122	761				
A4	4-dr Sedan 01-04	Normal Roof	7112	961	891	390	7122	761				
A4	4-dr Sedan 05-07	Normal Roof	7112	961	891	390	7122	761				
A4	4-dr Sedan 08-15	Normal Roof	7105	7113	969	892	391	7123	769	7205	7214	7213
A4	4-dr Sedan 16-	Normal Roof	7105	7113	969	892	391	7123	769	7205	7214	7214
A4 Allroad	5-dr Estate 08-15	Raised Rails	7113	969	892	391	7123	769				
A4 Allroad	5-dr Estate 16-	Raised Rails	7113	969	892	391	7123	769				
A4 Avant	5-dr Estate 08-15	Flush Rails	7106	7112	961	891	390	7122	761	7206	7214	7213
A4 Avant	5-dr Estate 16-	Flush Rails	7106	7112	961	891	390	7122	761	7206	7214	7213
A4 Avant	5-dr Estate 96-01	Normal Roof	7112	961	891	390	7122	761				
A4 Avant	5-dr Estate 96-01	Raised Rails	7104	7112	961	891	390	7122	761			
A4 Avant	5-dr Estate 02-04	Raised Rails	7104	7112	961	891	390	7122	761			
A4 Avant	5-dr Estate 05-07	Raised Rails	7104	7112	961	891	390	7122	761			
A5	2-dr Coupé 07-16	Normal Roof	7113	969	892	391	7123	769				
A5 Sportback	5-dr Hatchback 09-16	Normal Roof	7105	7113	969	892	391	7123	769	7205	7215	7215
A5 Sportback	5-dr Hatchback 17-	Normal Roof	7105	7114	962	892	391	7124	762	7205	7215	7215
A6	4-dr Sedan 19-	Normal Roof	7105	7114	962	892	391	7124	762	7205	7215	7215
A6	4-dr Sedan 94-97	Normal Roof	7112	961	891	390	7122	761				
A6	4-dr Sedan 98-00	Normal Roof	7112	961	891	390	7122	761				
A6	4-dr Sedan 01-03	Normal Roof	7112	961	891	390	7122	761				
A6	4-dr Sedan 04-10	Normal Roof	7113	969	891	391	7123	769				
A6	4-dr Sedan 11-18	Normal Roof	7105	7113	969	891	391	7123	769	7205	7215	7214
A6 Allroad	5-dr Estate 00-05	Raised Rails	7104	7112	961	891	390	7122	761			
A6 Allroad	5-dr Estate 06-	Raised Rails	7104	7113	969	892	391	7123	769			

Kit Next Generation	Info Next Generation	EAN Code Next Generation	Smart Rack	WingBar Edge Rapid System	Foot + SR A Rapid System	Replaced Kit Rapid System	Info Rapid System	EAN Code Rapid System	Status - Only new cars
					754	141068			
					754	141548	C		
					754	141549	C		
					754	141550	C		
					951				
					754	141519	D		
					754	141492	D		

			784/794		757				
			784/794		757				
					754	141419	C		
					754	141419	C		
			784/794	9582/9582B	757		N		
145055	D/N	7313020083223							NEW kit
					753	183079			
				9592/9592B	753	184085	N	7313020080178	
145156	N	7313020086798							NEW kit

					754+774	141615	C		
145024	N	7313020082929							NEW kit
145205	N	7313020089249							NEW kit
					754	141195	C		
					754	141038	D		
					754	141038	D		
					754	141038	D		
145121	D/N	7313020082752							
145085	N	7313020084084							
145013	N	7313020083063							
				9595/9595B	753	184014	N		
145085	N	7313020084084							
186041	N	7313020090221		9595/9595B	753	184035	N		Next generation Flush kit added
145270	N	7313020093857							NEW kit
					754	141019	D		
					754	141212			
					754	141212			
145084	N	7313020083278							
145027	N	7313020082912							
			785/795	9585/9585B	775		N		
				9585/9585B	775		N		
186019	N	7313020090078							Next generation Flush kit added
186019	N	7313020090078							Next generation Flush kit added
					754	141019	D		
			784/794	9584/9584B	757		N		
			784/794	9584/9584B	757		N		
			784/794	9584/9584B	757		N		
					754	141571	C	7313020005003	
145114	D/N	7313020083322			754	141571	D	7313020005003	NEW kit
145196	D/N	7313020086736			754	141571	D	7313020005003	NEW kit
145202	D/N	7313020087535							NEW kit
					754	141002			
					754	141039			
					754	141039			
					754	141591			
145083	D/N	7313020084077							NEW kit
			784/794	9582/9582B	757		N		
				9583/9583B	775		N		

AUDI

		Roof type	Foot Evo	WingBar Evo	WingBar	SlideBar Evo	ProBar Evo	SquareBar Evo	SquareBar	Foot Edge - New	WingBar Edge Front - New	WingBar Edge Rear - New
A6 Avant	5-dr Estate 94-97	Normal Roof	7112	961	891	390	7122	761				
A6 Avant	5-dr Estate 98-04	Normal Roof	7112	961	891	390	7122	761				
A6 Avant	5-dr Estate 94-97	Raised Rails	7104	7112	961	891	390	7122	761			
A6 Avant	5-dr Estate 98-04	Raised Rails	7104	7112	961	891	390	7122	761			
A6 Avant (C6)	5-dr Estate 05-10	Flush Rails	7106	7113	969	892	391	7123	769	7206	7214	7214
A6 Avant (C6)	5-dr Estate 05-10	Flush Rails	7112	961	891	390	7122	761				
A6 Avant (C7)	5-dr Estate 11-18	Flush Rails	7106	7113	969	892	391	7123	769	7206	7214	7214
A6 Avant (C7)	5-dr Estate 11-18	Flush Rails	7112	961	891	390	7122	761				
A6 Avant (C8)	5-dr Estate 19-	Flush Rails	7106	7113	969	891	391	7123	769	7206	7214	7214
A7	5-dr Hatchback 10-14, 15-18	Normal Roof	7105	7114	962	892	391	7124	762	7205	7215	7215
A7	5-dr Hatchback 18-	Normal Roof	7105	7114	962	892	391	7124	762	7205	7215	7215
e-tron	5-dr SUV 19-	Flush Rails	7106	7113	969	892	391	7123	769	7206	7215	7214
e-tron Sportback	5-dr SUV 20-	Normal Roof	7105	7114	962	892	391	7124	762	7205	7215	7215
e-tron Sportback	5-dr SUV 20-	Flush Rails	7106	7113	969	892	391	7123	769	7206	7215	7215
Q2	5-dr SUV 17-	Normal Roof	7105	7113	969	891	391	7123	769	7205	7215	7214
Q3	5-dr SUV 12-18	Flush Rails	7106	7112	961	891	390	7122	761	7206	7214	7213
Q3	5-dr SUV 19-	Flush Rails	7106	7113	969	891	391	7123	769	7206	7214	7214
Q3 Sportback	5-dr SUV 20-	Normal Roof	7105	7114	962	892	391	7124	762	7205	7215	7214
Q5	5-dr SUV 08-17	Flush Rails	7106	7113	969	891	391	7123	769	7206	7214	7214
Q5	5-dr SUV 17-	Flush Rails	7106	7113	969	891	391	7123	769	7206	7214	7214
Q7	5-dr SUV 15-	Flush Rails	7113	969	892	391	7123	769				
Q7	5-dr SUV 06-15	Flush Rails	7106	7112	961	891	391	7122	761	7206	7214	7214
Q8	5-dr SUV 19-	Flush Rails	7106	7113	969	892	391	7123	769	7206	7214	7214
TT	2-dr Coupé 98-06	Normal Roof	7114	962		391	7124	762				
TT (Mk. II)	3-dr Coupé 06-14	Normal Roof	7113	969		391	7123	769				

BMW

1-series	3-dr Hatchback 07-11	Fixed Points	7112	961	891	390	7122	761				
1-series	3-dr Hatchback 12-19	Fixed Points	7112	961	891	390	7122	761				
1-series	5-dr Hatchback 04-11	Fixed Points	7112	961	891	390	7122	761				
1-series	5-dr Hatchback 12-19	Fixed Points	7112	961	891	390	7122	761				
1-series	5-dr Hatchback 20-	Fixed Points	7112	961	891	390	7122	761				
1-series	2-dr Coupé 07-	Fixed Points	7112	961	891	390	7122	761				
2-Series	2-dr Coupé 14-20	Fixed Points	7112	961	891	390	7122	761				
2-Series Active Tourer	5-dr MPV 14-	Flush Rails	7106	7112	961	891	390	7122	761	7206	7213	7213
2-Series Active Tourer	5-dr MPV 14-	Normal Roof	7105	7113	969	892	391	7123	769	7205	7214	7214
2-Series Gran Tourer	5-dr MPV 15-	Flush Rails	7106	7112	961	891	390	7122	761	7206	7214	7213
2-Series Gran Tourer	5-dr MPV 15-	Normal Roof	7105	7113	969	892	391	7123	769	7205	7214	7214
3-Series	2-dr Coupé 06-	Fixed Points	7112	961	891	390	7122	761				
3-Series	2-dr Coupé 99-00	Fixed Points	7111	960	891	390	7121	760				
3-Series	2-dr Coupé 01-05	Fixed Points	7111	960	891	390	7121	760				
3-Series (E36)	4-dr Sedan 91-97	Normal Roof	7112	961	891	390	7122	761				
3-Series (E46)	4-dr Sedan 98-01	Fixed Points	7111	960	891	390	7121	760				
3-Series (E46)	4-dr Sedan 02-05	Fixed Points	7111	960	891	390	7121	760				
3-Series (E90)	4-dr Sedan 05-11	Fixed Points	7112	961	891	390	7122	761				
3-Series (F30)	4-dr Sedan 12-18	Fixed Points	7112	961	891	390	7122	761				
3-Series (G20)	4-dr Sedan 19-	Fixed Points	7112	961	891	390	7122	761				
3-Series Compact	3-dr Coupé 01-04	Fixed Points	7111	960	891	390	7121	760				
3-Series Compact	3-dr Coupé 94-00	Normal Roof	7112	961	891	390	7122	761				
3-Series Gran Turismo	5-dr Hatchback 13-20	Fixed Points	7112	961	891	390	7122	761				
3-Series Touring	5-dr Estate 05-11	Fixed Points	7112	961	891	390	7122	761				
3-Series Touring	5-dr Estate 00-01	Fixed Points	7111	960	891	390	7121	760				
3-Series Touring	5-dr Estate 02-05	Fixed Points	7111	960	891	390	7121	760				
3-Series Touring	5-dr Estate 10-11	Flush Rails	7112	961	891	390	7122	761				
3-Series Touring	5-dr Estate 12-19, 20-	Flush Rails	7106	7112	961	891	390	7122	761	7206	7213	7213
3-Series Touring	5-dr Estate 96-99	Normal Roof	7112	961	891	390	7122	761				
3-Series Touring	5-dr Estate 96-99	Raised Rails	7104	7112	961	891	390	7122	761			
3-Series Touring	5-dr Estate 00-01	Raised Rails	7104	7112	961	891	390	7122	761			
3-Series Touring	5-dr Estate 02-05	Raised Rails	7104	7112	961	891	390	7122	761			
3-Series Touring	5-dr Estate 05-11	Raised Rails	7104	7112	961	891	390	7122	761			

Kit Next Generation	Info Next Generation	EAN Code Next Generation	Smart Rack	WingBar Edge Rapid System	Foot + SRA Rapid System	Replaced Kit Rapid System	Info Rapid System	EAN Code Rapid System	Status - Only new cars
					754	141002			
					754	141039			
			784/794	9582/9582B	757		N		
			784/794	9582/9582B	757		N		
186014	N	7313020090054							Next generation Flush kit added
				9593/9593B	753	184001	N		
186014	N	7313020090054							Next generation Flush kit added
				9593/9593B	753	184001	N		
186050	N	7313020091143		9593/9593B	753	184112	N	7313020089607	Next generation Flush kit added
145102	D/N	7313020083315							
145164	D/N	7313020087498			-	-			NEW kit
186046	N	7313020090566		9596/9596B	753	184106	N	7313020089263	Next generation Flush kit added
145267	N	7313020093819							NEW kit
186046	N	7313020090566							Added on existing kit
145042	N	7313020083179							
186031	N	7313020090122		9595/9595B	753	184027	N		Next generation Flush kit added
186091	N	7313020092843		9593/9593B	753	184107	N	7313020089218	Next generation Flush kit added
145246	D/N	7313020091952							NEW kit
186019	N	7313020090078		9593/9593B	753	184002	N		Next generation Flush kit added
186045	N	7313020090047		9593/9593B	753	184078	N		Next generation Flush kit added
				9596/9596B	753	183145	N		
186025	N	7313020089522		9593/9593B	753	184002	N		Next generation Flush kit added
186089	N	7313020092836		9593/9593B	753	184102	N	7313020087641	Next generation Flush kit added
					754	141180			
					754	141459	C		

				9594/9594B	753	183028	N		
				9594/9594B	753	183028	N		
				9594/9594B	753	183028	N		
				9594/9594B	753	183028	N		
				9594/9594B	753	183174	N		Added on existing kit
					753	183039			
				9592/9592B	753	183028	N		
186007	N	7313020089775		9592/9592B	753	184023	N		Next generation Flush kit added
145139	N	7313020084251							
186007	N	7313020089775		9592/9592B	753	184023	N		Next generation Flush kit added
145031	N	7313020083933							
				9592/9592B	753	183039	N		
					753	183065			
					753	183065			
					754	141014			
				9592/9592B	753	183065	N		
				9592/9592B	753	183065	N		
				9592/9592B	753	183028	N		
				9592/9592B	753	183028	N		
				9592/9592B	753	183174	N		NEW kit
				9592/9592B	753	183065	N		
					754	141014	D		
				9592/9592B	753	183028	N		
				9592/9592B	753	183028	N		
				9594/9594B	753	183065	N		
				9594/9594B	753	183065	N		
186007	N	7313020089775		9592/9592B	753	184003	N		
					754	141014			Next generation Flush kit added
			784/794	9581/9581B	757		N		
			784/794	9581/9581B	757		N		
			784/794	9581/9581B	757		N		
			784/794	9582/9582B	757		N		

BMW

		Roof type	Foot Evo	WingBar Evo	WingBar	SlideBar Evo	ProBar Evo	SquareBar Evo	SquareBar	Foot Edge - New	WingBar Edge Front - New	WingBar Edge Rear - New
4-Series	2-dr Coupé 14-20	Fixed Points	7112	961	891	390	7122	761				
4-Series Gran Coupe	4-dr Coupé 14-20	Fixed Points	7112	961	891	390	7122	761				
5-Series (E39)	4-dr Sedan 96-00	Fixed Points	7112	961	891	390	7122	761				
5-Series (E39)	4-dr Sedan 01-03	Fixed Points	7112	961	891	390	7122	761				
5-Series (E60)	4-dr Sedan 04-10	Normal Roof	7113	969	892	391	7123	769				
5-Series (F10)	4-dr Sedan 10-17	Fixed Points	7112	961	891	390	7122	761				
5-Series (G30)	4-dr Sedan 17-	Fixed Points	7113	969	892	391	7124	762				
5-Series Gran Turismo	5-dr Hatchback 09-17	Fixed Points	7114	962	892	391	7124	762				
5-Series Touring	5-dr Estate 97-00	Fixed Points	7112	961	891	390	7122	761				
5-Series Touring	5-dr Estate 01-03	Fixed Points	7112	961	891	390	7122	761				
5-Series Touring	5-dr Estate 97-00	Raised Rails	7104	7112	961	891	390	7122	761			
5-Series Touring	5-dr Estate 01-03	Raised Rails	7104	7112	961	891	390	7122	761			
5-Series Touring (E61)	5-dr Estate 04-10	Normal Roof	7113	969	892	391	7123	769				
5-Series Touring (E61)	5-dr Estate 04-10	Raised Rails	7104	7112	961	891	390	7122	761			
5-Series Touring (F11)	5-dr Estate 10-17	Flush Rails	7106	7112	961	891	390	7122	761	7206	7214	7213
5-Series Touring (G31)	5-dr Estate 17-	Flush Rails	7112	961	891	390	7122	761				
5-Series Touring (G31)	5-dr Estate 17-	Flush Rails	7106	7113	969	892	391	7123	769	7206	7214	7213
6-Series Gran Turismo (G32)	5-dr Hatchback 18-	Fixed Points	7114	962	892	391	7124	762				
X1 (E84)	5-dr SUV 09-15	Flush Rails	7106	7112	961	891	390	7122	761	7206	7214	7213
X1 (E84)	5-dr SUV 09-15	Normal Roof	7114	962	892	391	7124	762				
X1 (F48)	5-dr SUV 16-	Flush Rails	7106	7113	969	892	391	7123	769	7206	7214	7214
X1 (F48)	5-dr SUV 16-	Normal Roof	7105	7114	962	892	391	7124	762	7205	7215	7215
X2 (F39)	5-dr SUV 18-	Flush Rails	7106	7114	962	892	391	7124	762	7206	7215	7213
X2 (F39)	5-dr SUV 18-	Flush Rails	7113	969	892	391	7123	769				
X2 (F39)	5-dr SUV 18-	Normal Roof	7105	7115	963	893	392	7125	763	7205	7216	7215
X3	5-dr SUV 10-17	Flush Rails	7106	7113	969	892	391	7123	769	7206	7214	7214
X3	5-dr SUV 18-	Flush Rails	7106	7113	969	892	391	7123	769	7206	7214	7214
X3	5-dr SUV 03-10	Raised Rails	7104	7113	969	892	391	7123	769			
X4	5-dr SUV 15-18	Flush Rails	7106	7113	969	892	391	7123	769	7206	7214	7214
X4	5-dr SUV 15-18	Normal Roof	7105	7114	962	892	391	7124	762	7205	7216	7215
X4 (G02)	5-dr SUV 19-	Flush Rails	7106	7114	962	892	391	7124	762	7206	7215	7214
X4 (G02)	5-dr SUV 19-	Flush Rails	7113	969	892	391	7123	769				
X5	5-dr SUV 07-13	Flush Rails	7113	969	892	391	7123	769				
X5	5-dr SUV 14-18	Flush Rails	7106	7114	962	892	391	7124	762	7206	7215	7214
X5	5-dr SUV, 19-	Flush Rails	7106	7114	962	892	391	7124	762	7206	7215	7214
X5	5-dr SUV, 19-	Flush Rails	7113	969	892	391	7123	769				
X5	5-dr SUV 00-03	Raised Rails	7104	7114	962	892	391	7124	762			
X5	5-dr SUV 04-07	Raised Rails	7104	7114	962	892	391	7124	762			
X5	5-dr SUV 08-13	Raised Rails	7104	7113	969	892	391	7123	769			
X6	5-dr SUV 15-19	Flush Rails	7106	7113	969	892	391	7123	769	7206	7214	7214
X6	5-dr SUV 20-	Flush Rails	7106	7114	962	892	391	7124	762	7206	7215	7214
X6	5-dr SUV 08-14	Normal Roof	7114	962	892	391	7124	762				
X6	5-dr SUV 15-	Normal Roof	7105	7114	962	892	391	7124	762	7205	7215	7215
X7	5-dr SUV, 19-	Raised Rails	7114	962	892	391	7124	762				

BRILLIANCE

BS4	5-dr Estate 09-	Raised Rails	7104	7111	960	891	390	7121	760			
-----	-----------------	--------------	------	------	-----	-----	-----	------	-----	--	--	--

CADILLAC

ATS	4-dr Sedan 13-	Normal Roof	7114	962	892	391	7124	762				
BLS	4-dr Sedan 06-10	Fixed Points	7112	961	891	390	7122	761				
BLS	5-dr Estate 06-10	Raised Rails	7104	7112	961	891	390	7122	761			
Escalade	5-dr SUV 15-	Flush Rails	7114	962	892	391	7124	762				
SRX	5-dr SUV 05-09	Raised Rails	7104	7112	961	891	390	7122	761			

CHERY

A3/J3	4-dr Sedan 08-	Normal Roof	7113	969	892	391	7123	769				
A3/J3	5-dr Hatchback 08-	Normal Roof	7113	969	892	391	7123	769				
Cross	5-dr Estate 07-	Raised Rails	7104	7112	961	891	390	7122	761			
Tiggo 5	5-dr SUV 15-	Flush Rails	7112	961	891	390	7122	761				

Kit Next Generation	Info Next Generation	EAN Code Next Generation	Smart Rack	WingBar Edge Rapid System	Foot + SRA Rapid System	Replaced Kit Rapid System	Info Rapid System	EAN Code Rapid System	Status - Only new cars
				9592/9592B	753	183028	N		
				9592/9592B	753	183028	N		
				9592/9592B	753	183065	N		
				9592/9592B	753	183065	N		
					754	141325			
				9595/9595B	753	183089	N		
				9595/9595B	753	183169	C/N		
				9596/9596B	753	183039	N		
				9592/9592B	753	183065	N		
				9592/9592B	753	183065	N		
			784/794	9584/9584B	757		N		
			784/794	9584/9584B	757		N		
					754	141325			
			784/794	9582/9582B	757		N		
186001	N	7313020089775		9595/9595B	753	184022	N		Next generation Flush kit added
				9595/9595B	753	184022	N		
186001	N	7313020089775							Next generation Flush kit added
					753	183028			
186038	D/N	7313020090191		9595/9595B	753	184013	N		Next generation Flush kit added
					754	141602	C		
186007	N	7313020089829		9595/9595B	753	184023	N		Next generation Flush kit added
145060	N	7313020083360							
186007	N	7313020089829							Next generation Flush kit added
				9596/9596B	753	184023	N		Added on existing kit
145165	N	7313020087146			-	-			NEW kit
186007	N	7313020089829		9595/9595B	753	184023	N		Next generation Flush kit added
186007	N	7313020089829		9593/9593B	753	184023	N		Next generation Flush kit added
			785/795	9583/9583B	757		N		
186007	N	7313020089829		9593/9593B	753	184023	N		Next generation Flush kit added
145142	N	7313020083858			-	-			NEW kit
186007	N	7313020089829							Next generation Flush kit added
				9593/9593B	753	184023	N		Added on existing kit
				9593/9593B	753	184003	N		
186007	N	7313020089829		9593/9593B	753	184023	N		Next generation Flush kit added
186007	N	7313020089829		9593/9593B	753	184023	N		Next generation Flush kit added
				9593/9593B	753	184023	N		Added on existing kit
				9583/9583B	757		N		
				9583/9583B	757		N		
			785/795	9583/9583B	757		N		
186007	N	7313020089829		9593/9593B	753	184023	N		Next generation Flush kit added
186007	N	7313020089829							Next generation Flush kit added
					754	141526	C		
145145	N	7313020083865							NEW kit
					775				
				9581/9581B	757		N		
					754	141786	C		
					753	183065			
			784/794	9582/9582B	757		N		
					753	184041			
			784/794	9582/9582B	757		N		
					754	141670	C		
					754	141670	C		
			784/794		757				
				9595/9595B	753	184009	N		

CHEVROLET

		Roof type	Foot Evo	WingBar Evo	WingBar	SlideBar Evo	ProBar Evo	SquareBar Evo	SquareBar	Foot Edge - New	WingBar Edge Front - New	WingBar Edge Rear - New
Astra	4-dr Sedan 98- (S. AMERICA)	Fixed Points	7111	960	891	390	7121	760				
Aveo	3-dr Hatchback 04-11	Normal Roof	7112	961	891	390	7122	761				
Aveo	5-dr Hatchback 03-11	Normal Roof	7112	961	891	390	7122	761				
Aveo	4-dr Sedan 06-11	Normal Roof	7112	961	891	390	7122	761				
Blazer	3-dr SUV 95-05	Raised Rails	7104	7114	962	892	391	7124	762			
Blazer	3-dr SUV 95-12 (S. AMERICA)	Raised Rails	7104	7114	962	892	391	7124	762			
Blazer	5-dr SUV 95-05	Raised Rails	7104	7114	962	892	391	7124	762			
Blazer Tahoe	4-dr SUV 83-97	Raised Rails	7104	7112	961	891	390	7122	761			
Bolt	5-dr Hatchback 17-	Fixed Points	7111	960	891	390	7121	760				
Bolt	5-dr Hatchback 17-	Normal Roof	7113	969	892	391	7123	769				
Captiva	5-dr SUV 06-	Raised Rails	7104	7112	961	891	390	7122	761			
Celta	3-dr Hatchback 00- (S. AMERICA)	Fixed Points	7111	960	891	390	7121	760				
Celta	5-dr Hatchback 00- (S. AMERICA)	Fixed Points	7111	960	891	390	7121	760				
Chevy	4-dr Van 95-02	Rain Gutters						765				
Chevy (With high roof)	4-dr Van 95-02	Rain Gutters						765				
Colorado	4-dr Double Cab 04-11	Normal Roof	7113	969	892	391	7123	769				
Colorado	4-dr Extended Cab 15-	Normal Roof	7113	969	892	391	7123	769				
Colorado	4-dr Crew Cab 12-	Normal Roof	7105	7113	969	892	391	7123	769	7205	7215	7215
Corsa	3-dr Hatchback 93-10 (S. AMERICA)	Fixed Points	7111	960	891	390	7121	760				
Corsa	5-dr Hatchback 93-10 (S. AMERICA)	Fixed Points	7111	960	891	390	7121	760				
Corsa	5-dr Estate 93-10 (S. AMERICA)	Raised Rails	7104	7112	961	891	390	7122	761			
Cruze	3-dr Hatchback 01-04	Normal Roof				390	7122	761				
Cruze	5-dr Hatchback 01-04	Normal Roof	7112	961	891	390	7122	761				
Cruze	4-dr Sedan 09-15	Normal Roof	7105	7113	969	892	391	7123	769	7205	7214	7214
Cruze	5-dr Hatchback 11-15	Normal Roof	7105	7113	969	892	391	7123	769	7205	7214	7214
Cruze	5-dr Hatchback 16-	Normal Roof	7105	7114	962	892	391	7124	762	7205	7214	7214
Cruze	5-dr Estate 12-15	Raised Rails	7104	7112	961	891	390	7122	761			
Cruze	5-dr Hatchback 01-04	Raised Rails	7104	7112	961	891	390	7122	761			
Epica	4-dr Sedan 06-15	Normal Roof	7113	969	892	391	7123	769				
HHR	5-dr MPV 07-11	Raised Rails	7104	7111	960	891	390	7121	760			
Impala	4-dr Sedan 06-	Normal Roof	7114	962	892	391	7124	762				
Ipanema	5-dr Estate 88-95 (S. AMERICA)	Raised Rails	7104	7111	960	891	390	7121	760			
Kadett	3-dr Hatchback 85-98 (S. AMERICA)	Fixed Points	7111	960	891	390	7121	760				
Kadett	5-dr Hatchback 85-98 (S. AMERICA)	Fixed Points	7111	960	891	390	7121	760				
Kalos	3-dr Hatchback 04-11	Normal Roof	7112	961	891	390	7122	761				
Kalos	5-dr Hatchback 03-11	Normal Roof	7112	961	891	390	7122	761				
Lacetti	4-dr Sedan 03-11	Normal Roof	7112	961	891	390	7122	761				
Lacetti	5-dr Hatchback 04-11	Normal Roof	7112	961	891	390	7122	761				
Lacetti	5-dr Estate 04-11	Raised Rails	7104	7111	960	891	390	7121	760			
Lova	4-dr Sedan 06-11	Normal Roof	7112	961	891	390	7122	761				
Malibu	4-dr Sedan 08-12	Normal Roof	7113	969	892	391	7123	769				
Malibu	4-dr Sedan 13-16	Normal Roof	7113	969	892	391	7123	769				
Malibu	4-dr Sedan 16-	Normal Roof	7105	7114	962	892	391	7124	762	7205	7216	7216
Matiz Mk I	5-dr Hatchback 98-05	Raised Rails	7104	7111	960	891	390	7121	760			
Matiz Mk II	5-dr Hatchback 05-09	Normal Roof	7112	961	891	390	7122	761				
Matiz Mk II	5-dr Hatchback 05-09	Raised Rails	7104	7111	960	891	390	7121	760			
Meriva	5-dr MPV 02- (S. AMERICA)	Normal Roof	7114	962	892	391	7124	762				
Niva	5-dr SUV 03-09	Normal Roof	7113	969	892	391	7123	769				
Nubira	4-dr Sedan 03-11	Normal Roof	7112	961	891	390	7122	761				
Nubira	5-dr Hatchback 04-11	Normal Roof	7112	961	891	390	7122	761				
Nubira	5-dr Estate 04-11	Raised Rails	7104	7111	960	891	390	7121	760			
Omega	4-dr Sedan 94-98 (S. AMERICA)	Rain Gutters				390	7122	761				
Onix	5-dr Hatchback 12-	Normal Roof	7112	961	891	390	7122	761				
Optra	4-dr Sedan 03-11	Normal Roof	7112	961	891	390	7122	761				
Optra	5-dr Hatchback 04-11	Normal Roof	7112	961	891	390	7122	761				
Orlando	5-dr MPV 11-	Fixed Points	7113	969	892	391	7123	769				
Prisma	4-dr Sedan 06-12 (S. AMERICA)	Fixed Points	7111	960	891	390	7121	760				
Rezzo	5-dr Estate 00-04	Normal Roof	7114	962	892	391	7124	762				
Rezzo	5-dr Estate 05-08	Normal Roof	7114	962	892	391	7124	762				
Rezzo	5-dr Estate 00-04	Raised Rails	7104	7111	960	891	390	7121	760			

Kit Next Generation	Info Next Generation	EAN Code Next Generation	Smart Rack	WingBar Edge Rapid System	Foot + SRA Rapid System	Replaced Kit Rapid System	Info Rapid System	EAN Code Rapid System	Status - Only new cars
					751	183081	C		
					754	141303	B		
					754	141303	C		
					754	141420			
					757				
					757				
			784/794		757				
				9591/9591B	753	183168	C/N		
					754	141857	B		
			784/794	9582/9582B	757		N		
					751	183081	C		
					751	183081	C		
					952				
					420+421				
					754	141461	D		
					754	141714			
145179	N	7313020086873			751	183081	C		
					751	183081	C		
			784/794		757				
					754+774	141166	C		
					754	141166	C		
145183	N	7313020086880							Rapid kit phased out
145183	N	7313020086880							Rapid kit phased out
145235	N	7313020091204							NEW kit
			784/794	9584/9584B	757		N		
			784/794		757		A		
					754	141429	D		
					775				
					754	141531	C		
					757				
					751	183081	C		
					751	183081	C		
					754	141303	C		
					754	141303	C		
					754	141338	B		
					754	141338	B		
					757				
					754	141420			
					754	141540	D		
					754	141684	C		
145103	N	7313020084121							NEW Kit
					757				
					754	141415	C		
					757				
					754	141301	D		
					754	141359	C		
					754	141338	A		
					754	141338	A		
					757				
					951				
					754	141706	C		
					754	141338	A		
					754	141338	B		
				9593/9593B	753	183103	D/N		
					751	183081	C		
					754	141207			
					754	141207			
				9581/9581B	757		N		

CHEVROLET

		Roof type	Foot Evo	WingBar Evo	WingBar	SlideBar Evo	ProBar Evo	SquareBar Evo	SquareBar	Foot Edge - New	WingBar Edge Front - New	WingBar Edge Rear - New
Rezzo	5-dr Estate 05-08	Raised Rails	7104	7111	960	891	390	7121	760			
Silverado	2-dr Single Cab 99-07	Normal Roof		7115	963	893	392	7125	763			
Silverado	3-dr Extended Cab 99-07	Normal Roof		7115	963	893	392	7125	763			
Silverado	4-dr Double Cab 99-07	Normal Roof		7115	963	893	392	7125	763			
Silverado	2-dr Single Cab 07-14	Normal Roof		7115	963	893	392	7125	763			
Silverado	3-dr Extended Cab 07-14	Normal Roof		7115	963	893	392	7125	763			
Silverado	4-dr Double Cab 07-14	Normal Roof		7115	963	893	392	7125	763			
Silverado	4-dr Crew Cab 14-18	Normal Roof	7105	7115	963	893	393	7125	763			
Silverado	4-dr Double Cab 14-18	Normal Roof	7105	7115	963	893	393	7125	763			
Spark	5-dr Hatchback 05-09	Normal Roof		7112	961	891	390	7122	761			
Spark	5-dr Hatchback 10-15	Raised Rails	7104	7111	960	891	390	7121	760			
Spin	5-dr MPV 12-	Raised Rails	7104	7112	961	891	390	7122	761			
Suburban	5-dr SUV 15-	Flush Rails		7114	962	892	391	7124	762			
Suprema	5-dr Estate 86-98 (S. AMERICA)	Raised Rails	7104	7112	961	891	390	7122	761			
Tahoe	5-dr SUV 00-06	T-Profile		7113	969	892	391	7123	769			
Tahoe	5-dr SUV 15-	Flush Rails		7114	962	892	391	7124	762			
Tahoe	5-dr SUV 00-06	Raised Rails	7104	7114	962	892	391	7124	762			
Tigra	3-dr Coupé 94-00 (S. AMERICA)	Fixed Points		7111	960	891	390	7121	760			
Tracker	5-dr SUV 06-12 (S. AMERICA)	Raised Rails	7104	7112	961	891	390	7122	761			
Tracker	5-dr SUV 13- (S. AMERICA)	Raised Rails	7104	7112	961	891	390	7122	761			
TrailBlazer	5-dr SUV 02-09	T-Profile		7112	961	891	390	7122	761			
TrailBlazer	5-dr SUV 12-	Flush Rails		7112	961	891	391	7122	761			
Trans Sport	4-dr MPV 97-05	Raised Rails	7104	7112	961	891	390	7122	761			
Trans Sport	5-dr MPV 97-05	Raised Rails	7104	7112	961	891	390	7122	761			
Trax	5-dr SUV 13-	Raised Rails		7112	961	891	390	7122	761			
Uplander	5-dr Van 05-09	Raised Rails	7104	7112	961	891	390	7122	761			
Vectra	4-dr Sedan 89-05 (S. AMERICA)	Normal Roof		7112	961	891	390	7122	761			
Zafira	5-dr MPV 98-04	Fixed Points		7111	960	891	390	7121	760			
Zafira	5-dr MPV 01-12 (S. AMERICA)	Fixed Points		7111	960	891	390	7121	760			
Zafira	5-dr MPV 01-12 (S. AMERICA)	Raised Rails	7104	7112	961	891	390	7122	761			

CHRYSLER

300	4-dr Sedan 11-	Normal Roof		7114	962	892	391	7124	762			
300C	5-dr Estate 04-10	Raised Rails	7104	7112	961	891	390	7122	761			
Aspen	5-dr SUV 07-09	Raised Rails	7104	7112	961	891	390	7122	761			
Grand Caravan	5-dr MPV 04-07 (S. AMERICA)	T-Profile		7111	960	891	390	7122	761			
Neon	4-dr Sedan 00-04	Normal Roof		7111	960	891	390	7121	760			
PT Cruiser	5-dr Estate 00-08	Fixed Points		7112	961	891	390	7122	761			
PT Cruiser	5-dr Estate 00-10	Normal Roof		7112	961	891	390	7122	761			
Sebring	4-dr Sedan 01-06	Normal Roof		7112	961	891	390	7122	761			
Town & Country	5-dr MPV 06-07	T-Profile		7113	969	892	391	7123	769			
Town & Country	4-dr MPV 95-05	T-Profile		7112	961	891	390	7122	761			
Town & Country	5-dr MPV 95-05	T-Profile		7112	961	891	390	7122	761			
Town & Country	5-dr MPV 95-05	Normal Roof		7114	962	892	391	7124	762			
Town & Country	5-dr MPV 95-05	Raised Rails	7104	7112	961	891	390	7122	761			
Voyager LX	5-dr MPV 08-15	Dual Sliding Doors		7115	963	893	392	7125	763			
Voyager/Grand Voyager	5-dr MPV 06-07	T-Profile		7113	969	892	391	7123	769			
Voyager/Grand Voyager	5-dr MPV 96-00	T-Profile		7112	961	891	390	7122	761			
Voyager/Grand Voyager	5-dr MPV 01-05	T-Profile		7112	961	891	390	7122	761			
Voyager/Grand Voyager	5-dr MPV 96-00	Normal Roof		7114	962	892	391	7124	762			
Voyager/Grand Voyager	5-dr MPV 01-05	Normal Roof		7114	962	892	391	7124	762			
Voyager/Grand Voyager	5-dr MPV 06-07	Normal Roof		7114	962	892	391	7124	762			
Voyager/Grand Voyager	5-dr MPV 96-00	Raised Rails	7104	7113	969	892	391	7123	769			

Kit Next Generation	Info Next Generation	EAN Code Next Generation	Smart Rack	WingBar Edge Rapid System	Foot + SR A Rapid System	Replaced Kit Rapid System	Info Rapid System	EAN Code Rapid System	Status - Only new cars
			784/794	9581/9581B	757		N		
					754	141522	C		
					754	141522	C		
					754	141522	C		
					754	141532	C		
					754	141532	C		
					754	141532	C		
145105	7313020084145								
145105	7313020084145								
					754	141415	C		
					757				
			784/794	9582/9582B	757		N		
					753	184041			
			784/794		757				
					753	183057			
					753	184041			
					757				
					751	183081	C		
				9581/9581B	757		N		
				9581/9581B	775		N		
					753	183062			
				9592/9592B	753	184041	N		
			784/794		757				
			784/794		757				
				9581/9581B	775		N		
			784/794	9582/9582B	757		N		
					754	141003	B		
					751	183081	C		
					751	183081	C		
			784/794		757				
					754	141604	C		
			784/794	9582/9582B	757		N		
			784/794	9583/9583B	757		N		
					753	183040			
					754	141192			
					753	183084			
					754	141203			
					754	141227	C		
					753	183040			
					753	183057			
					753	183057			
					754	141043	C		
			784/794		757				
					754	141470	D		
					753	183040			
					753	183057			
					753	183057			
					754	141043	C		
					754	141260			
					754	141260			
			785/795	9583/9583B	757		N		

Roof Racks

CITROËN

		Roof type	Foot Evo	WingBar Evo	WingBar	SlideBar Evo	ProBar Evo	SquareBar Evo	SquareBar	Foot Edge - New	WingBar Edge Front - New	WingBar Edge Rear - New
Berlingo (I)	4-dr Van 97-08	Normal Roof	7112	961	891	391	7122	761				
Berlingo (II)	4-dr Van 08-18	Fixed Points	7113	969	892	391	7123	769				
Berlingo (II)	5-dr Van 08-18	Fixed Points	7113	969	892	391	7123	769				
Berlingo (II)	4-dr Van 08-18	Raised Rails	7104	7113	969	892	391	7123	769			
Berlingo (II)	5-dr Van 08-18	Raised Rails	7104	7113	969	892	391	7123	769			
Berlingo (III)	4-dr Van 19-	Fixed Points	7114	962	892	391	7124	762				
Berlingo (III)	5-dr Van 19-	Raised Rails	7115	963	893	392	7125	763				
Berlingo Multispace	5-dr MPV 03-07	Raised Rails	7104	7111	960	891	390	7121	760			
Berlingo Multispace	5-dr MPV 08-18	Raised Rails	7104	7114	962	892	391	7124	762			
Berlingo Top	5-dr MPV 01-07	Raised Rails	7104	7111	960	891	390	7121	760			
C1	5-dr Hatchback 05-14	Normal Roof	7112	961	891	390	7122	761				
C1	5-dr Hatchback 14-	Normal Roof	7105	7113	969	892	391	7123	769	7205	7214	7213
C15	4-dr Van 84-05	Rain Gutters				391	7124	762				
C3	5-dr Hatchback 17-	Normal Roof	7105	7113	969	892	391	7123	769	7205	7214	7214
C3	5-dr Hatchback 02-09	Normal Roof	7113	969	892	391	7123	769				
C3	5-dr MPV 09-	Raised Rails	7104	7112	961	891	390	7122	761			
C3 Aircross	5-dr SUV 18-	Raised Rails	7112	961	891	390	7122	761				
C3 Picasso	5-dr MPV 09-	Raised Rails	7104	7112	961	891	390	7122	761			
C3 X-TR	5-dr MPV 04-08	Raised Rails	7104	7113	969	892	391	7123	769			
C4	3-dr Hatchback 05-09	Fixed Points	7111	960	891	390	7121	760				
C4	5-dr Hatchback 05-10	Fixed Points	7111	960	891	390	7121	760				
C4	5-dr Hatchback 10-18	Normal Roof	7105	7113	969	892	391	7123	769	7205	7215	7214
C4 Aircross	5-dr SUV 12-	Fixed Points	7112	961	891	390	7122	761				
C4 Aircross	5-dr SUV 12-	Flush Rails	7106	7113	969	892	391	7123	769	7206	7214	7213
C4 Cactus	5-dr Hatchback 14-	Raised Rails										
C4 Grand Picasso	5-dr MPV 06-13	Fixed Points	7112	961	891	390	7122	761				
C4 Grand Picasso	5-dr MPV 14-	Flush Rails	7106	7114	962	892	391	7124	762	7206	7215	7215
C4 Grand Picasso	5-dr MPV 14-	Normal Roof	7105	7114	962	892	391	7124	762	7205	7215	7215
C4 Grand Picasso	5-dr MPV 06-13	Raised Rails	7104	7114	962	892	391	7124	762			
C4 Picasso	5-dr MPV 07-13	Fixed Points	7112	961	891	390	7122	761				
C4 Picasso	5-dr MPV 07-13	Raised Rails	7104	7114	962	892	391	7124	762			
C4 Picasso (Mk II)	5-dr MPV 13-	Normal Roof	7105	7114	962	892	391	7124	762	7205	7215	7215
C4 SpaceTourer	5-dr MPV 13-	Normal Roof	7105	7114	962	892	391	7124	762	7205	7215	7215
C5	4-dr Sedan 08-	Fixed Points	7112	961	891	390	7122	761				
C5	5-dr Estate 01-07	Raised Rails	7104	7112	961	891	390	7122	761			
C5	5-dr Estate 08-	Raised Rails	7104	7112	961	891	390	7122	761			
C5 Aircross	5-dr SUV 19-	Raised Rails	7113	969	892	391	7123	769				
C6 Liftback	5-dr Hatchback 05-12	Fixed Points	7112	961	891	390	7122	761				
C8	5-dr MPV 02-10	T-Profile	7113	969	892	391	7123	769				
C8	5-dr MPV 02-10	Normal Roof	7114	962	892	391	7124	762				
C-crosser	5-dr SUV 07-12	Raised Rails	7104	7113	969	892	391	7123	769			
Chanson	3-dr Hatchback 96-03	Normal Roof	7111	960	891	390	7121	760				
Chanson	5-dr Hatchback 96-03	Normal Roof	7111	960	891	390	7121	760				
C-Zero	5-dr Hatchback 10-	Normal Roof	7113	969		391	7123	769				
Dispatch	4-dr Van 95-03	Fixed Points	7113	969	892	391	7123	769				
Dispatch	4-dr Van 04-06	Fixed Points	7113	969	892	391	7123	769				
Dispatch	5-dr Van 95-03	Fixed Points	7113	969	892	391	7123	769				
Dispatch	5-dr Van 05-06	Fixed Points	7113	969	892	391	7123	769				
Dispatch	4-dr Van 07-16	Fixed Points			892	391	7124	762				
Dispatch	5-dr Van 07-16	Fixed Points			892	391	7124	762				
Dispatch	4-dr Van 16-	Fixed Points	7114	962	892	391	7124	762				
DS4	5-dr Hatchback 11-	Normal Roof	7113	969	892	391	7123	769				
DS4 Crossback	5-dr Hatchback 16-	Normal Roof	7113	969	892	391	7123	769				
DSS	5-dr Hatchback 12-	Normal Roof	7113	969	892	391	7123	769				
DS7 Crossback	5-dr SUV 18-	Flush Rails	7106	7112	961	891	390	7122	761	7206	7213	7213
Evasion	5-dr MPV 94-01	T-Profile	7113	969	892	391	7123	769				
Grand C4 SpaceTourer	5-dr MPV 14-	Flush Rails	7106	7114	962	892	391	7124	762	7206	7215	7215
Grand C4 SpaceTourer	5-dr MPV 14-	Normal Roof	7105	7114	962	892	391	7124	762	7205	7215	7215
Jumper	4-dr Bus 06-	Fixed Points			893	392	7125	763				
Jumper	4-dr Van 06-	Fixed Points			893	392	7125	763				

Kit Next Generation	Info Next Generation	EAN Code Next Generation	Smart Rack	WingBar Edge Rapid System	Foot + SR A Rapid System	Replaced Kit Rapid System	Info Rapid System	EAN Code Rapid System	Status - Only new cars
					754	141184	C		
					751	183072			
					751	183072			
			785/795	9583/9583B	757		N		
			785/795	9583/9583B	757		N		
					753	183175		7313020089225	NEW kit
					775				
					757				
					754	141444	C		
145141	N	7313020082806							NEW kit
					952				
145045	D/N	7313020082684							
					754	141605	B		
					775				
				9582/9582B	775		N		
			784/794	9582/9582B	757		N		
			785/795	9585/9585B	757		N		
				9594/9594B	753	183019	N		
				9594/9594B	753	183019	N		
145117	N	7313020082745							
				9595/9595B	753	183093	N		
186003	N	7313020089799		9595/9595B	753	184017	N		Next generation Flush kit added
				9581/9581B			N		
				9595/9595B	753	183056	H/N		
186011	C/N	7313020089867			753	184042	C		Next generation Flush kit added
145035	D/N	7313020082660							
					757				
				9595/9595B	753	183056	N		
					757				
145021	N	7313020083117							
145021	N	7313020083117							
					753	183017			
				9581/9581B	775		N		
			784/794	9582/9582B	757		N		
				9582/9582B	775				
					753	183017			
					753	183035			
					754	141313	D		
			785/795	9583/9583B	757		N		
					754	141046	C		
					754	141046	C		
					754	141682	B		
					753	183023			
					753	183023			
					753	183023			
					753	183023			
					753	183051			
					753	183051			
					751	183155			Added on existing kit
					754	141841	D		
					754	141841	D		
					754	141674	D		
186040	N	7313020090214			753	184082	N		Next generation Flush kit added
					753	183035			
186011	C/N	7313020089867			753	184042	C		Next generation Flush kit added
145035	D/N	7313020082660							
					751	183031			
					751	183031			

CITROËN

		Roof type	Foot Evo	WingBar Evo	WingBar	SlideBar Evo	ProBar Evo	SquareBar Evo	SquareBar	Foot Edge - New	WingBar Edge Front - New	WingBar Edge Rear - New
Jumper	3-dr Van 95-06	Fixed Points										
Jumper	4-dr Van 95-06	Fixed Points										
Jumpy	4-dr Van 95-03	Fixed Points		7113	969	892	391	7123	769			
Jumpy	4-dr Van 04-06	Fixed Points		7113	969	892	391	7123	769			
Jumpy	5-dr Van 95-03	Fixed Points		7113	969	892	391	7123	769			
Jumpy	5-dr Van 04-06	Fixed Points		7113	969	892	391	7123	769			
Jumpy	4-dr Van 07-16	Fixed Points				892	392	7124	762			
Jumpy	5-dr Van 07-16	Fixed Points				892	392	7124	762			
Jumpy	4-dr Van 16-	Fixed Points				892	391	7124	762			
Nemo	3-dr Van 08-	Fixed Points		7113	969	892	391	7123	769			
Nemo	4-dr Van 08-	Fixed Points		7113	969	892	391	7123	769			
Nemo	5-dr Van 08-	Fixed Points		7113	969	892	391	7123	769			
Nemo	3-dr Van 08-	Raised Rails	7104	7114	962	892	391	7124	762			
Nemo	4-dr Van 08-	Raised Rails	7104	7114	962	892	391	7124	762			
Nemo	5-dr Van 08-	Raised Rails	7104	7114	962	892	391	7124	762			
Saxo	3-dr Hatchback 96-03	Normal Roof		7111	960	891	390	7121	760			
Saxo	5-dr Hatchback 96-03	Normal Roof		7111	960	891	390	7121	760			
SpaceTourer	5-dr Bus, 16-	Fixed Points				892	391	7124	762			
Xantia	5-dr Estate 93-02	T-Profile		7111	960	891	390	7121	760			
Xantia	5-dr Hatchback 93-02	Normal Roof		7112	961	891	390	7122	761			
XM	5-dr Estate 90-00	Normal Roof		7112	961	891	390	7122	761			
XM	5-dr Hatchback 90-00	Normal Roof		7112	961	891	390	7122	761			
XM	5-dr Estate 90-00	Raised Rails	7104	7112	961	891	390	7122	761			
Xsara	3-dr Hatchback 98-00	Normal Roof		7112	961	891	390	7122	761			
Xsara	3-dr Hatchback 01-06	Normal Roof		7112	961	891	390	7122	761			
Xsara	5-dr Hatchback 98-00	Normal Roof		7112	961	891	390	7122	761			
Xsara	5-dr Hatchback 01-06	Normal Roof		7112	961	891	390	7122	761			
Xsara Break	5-dr Estate 97-06	T-Profile		7111	960	891	390	7121	760			
Xsara Picasso	5-dr MPV 00-12	Normal Roof, w/o Glass Roof		7112	961	891	390	7122	761			
ZX	5-dr Estate 92-98	Raised Rails	7104	7112	961	891	390	7122	761			

DACIA

Dokker	4-dr Van 12-	Fixed Points		7111	960	891	390	7121	760			
Dokker	5-dr MPV 12-	Fixed Points		7111	960	891	390	7121	760			
Dokker	4-dr Van 12-	Raised Rails		7112	961	891	390	7122	761			
Dokker	5-dr MPV 12-	Raised Rails		7112	961	891	390	7122	761			
Duster	5-dr SUV 14-17	Raised Rails	7106	7111	960	891	390	7121	760	7206	7212	7212
Duster	5-dr SUV 10-13	Raised Rails		7112	961	891	390	7122	761			
Duster	5-dr SUV 18-	Raised Rails		7112	961	891	390	7122	761			
Lodgy	5-dr MPV 12-	Flush Rails		7112	961	891	390	7122	761			
Logan	4-dr Sedan 04-	Normal Roof		7113	969	892	391	7123	769			
Logan	5-dr MPV 07-12	Raised Rails	7104	7111	960	891	390	7121	760			
Logan MCV	3-dr Van 07-12	Raised Rails	7104	7111	960	891	390	7121	760			
Logan MCV	5-dr Estate 08-12	Raised Rails	7104	7111	960	891	390	7121	760			
Logan MCV	5-dr Estate 13-	Raised Rails	7104	7112	961		390	7122	761			
Sandero	5-dr Hatchback 08-12	Normal Roof		7112	961	891	390	7122	761			
Sandero II	5-dr Hatchback 13-	Normal Roof		7112	961	891	390	7122	761			
Sandero Stepway	5-dr SUV 09-12	Raised Rails	7104	7112	961	891	390	7122	761			
Sandero Stepway	5-dr SUV 13-	Raised Rails	7104	7112	961	891	390	7122	761			

DAEWOO

Cielo	4-dr Sedan 95-97	Fixed Points		7111	960	891	390	7121	760			
Kalos	5-dr Hatchback 03-11	Normal Roof		7112	961	891	390	7122	761			
Lacetti	4-dr Sedan 03-11	Normal Roof		7112	961	891	390	7122	761			
Lacetti	5-dr Hatchback 04-11	Normal Roof		7112	961	891	390	7122	761			
Lacetti Premiere	4-dr Sedan 09-15	Normal Roof	7105	7113	969	892	391	7123	769	7205	7214	7214
Lanos	3-dr Hatchback 98-03	Normal Roof					390	7121	760			
Lanos	4-dr Sedan 97-03	Normal Roof		7112	961	891	390	7122	761			
Lanos	5-dr Hatchback 97-03	Normal Roof		7112	961	891	390	7122	761			
Leganza	4-dr Sedan 97-02	Normal Roof		7112	961	891	390	7122	761			

Kit Next Generation	Info Next Generation	EAN Code Next Generation	Smart Rack	WingBar Edge Rapid System	Foot + SR A Rapid System	Replaced Kit Rapid System	Info Rapid System	EAN Code Rapid System	Status - Only new cars
					753	183054			
					753	183054	H		
					753	183023			
					753	183023			
					753	183023			
					753	183023			
					753	183051			
					753	183051			
					751	183155			
					751	183070			
					751	183070			
					751	183070			
					757				
					757				
					757				
					754	141046	C		
					754	141046	C		
					751	183155			
					753	183084			
					754	141003	B		
					754	141003	B		
					754	141003	B		
			784/794		757				
					754	141056	D		
					754	141056	D		
					754	141056	D		
					754	141056	D		
					753	183084			
					754	141184	C		
			784/794		757				

					753	183021			
					753	183021			
						9581/9581B	775	N	
						9581/9581B	775	N	
186005	D/N	7313020089805			9591/9591B	753	184046	C/N	Next generation Flush kit added
			784/794		9582/9582B	757		N	
					9581/9581B	775		N	
					9595/9595B	753	184028	N	
					754	141378		C	
					757				
					757				
					775				
			784/794		9584/9584B	757		N	
					754	141378		C	
					754	141378		C	
			784/794		9582/9582B	757		N	
			784/794		9581/9581B	757		N	

					751	183081		C	
					754	141303		C	
					754	141338		A	
					754	141338		B	
145183	N	7313020086880							Rapid kit phased out
					754+774	141107			
					754	141107			
					754	141107			
					754	141107			

DAEWOO

		Roof type	Foot Evo	WingBar Evo	WingBar	SlideBar Evo	ProBar Evo	SquareBar Evo	SquareBar	Foot Edge - New	WingBar Edge Front - New	WingBar Edge Rear - New
Matiz	5-dr Hatchback 01-05	Raised Rails	7104	7112	961	891	390	7122	761			
Musso	5-dr SUV 93-05	Normal Roof		7114	962	892	391	7124	762			
Nexia	4-dr Sedan 95-98	Fixed Points		7111	960	891	390	7121	760			
Nubira	4-dr Sedan 97-99	Normal Roof		7112	961	891	390	7122	761			
Nubira	4-dr Sedan 00-02	Normal Roof		7112	961	891	390	7122	761			
Nubira	4-dr Sedan 03-11	Normal Roof		7112	961	891	390	7122	761			
Nubira	5-dr Hatchback 04-11	Normal Roof		7112	961	891	390	7122	761			
Nubira	5-dr Estate 97-03	Raised Rails	7104	7111	960	891	390	7121	760			
Nubira	5-dr Estate 04-11	Raised Rails	7104	7111	960	891	390	7121	760			
Racer II	4-dr Sedan 95-97	Fixed Points		7111	960	891	390	7121	760			
Rezzo	5-dr Estate 00-04	Normal Roof		7114	962	892	391	7124	762			
Rezzo	5-dr Estate 05-08	Normal Roof		7114	962	892	391	7124	762			
Rezzo	5-dr Estate 00-04	Raised Rails	7104	7111	960	891	390	7121	760			
Rezzo	5-dr Estate 05-08	Raised Rails	7104	7111	960	891	390	7121	760			
Tacuma	5-dr Estate 00-04	Normal Roof		7114	962	892	391	7124	762			
Tacuma	5-dr Estate 05-08	Normal Roof		7114	962	892	391	7124	762			
Tacuma	5-dr Estate 00-04	Raised Rails	7104	7111	960	891	390	7121	760			
Tacuma	5-dr Estate 05-08	Raised Rails	7104	7111	960	891	390	7121	760			

DAF

400 LWB	3-dr Van 97-06	Rain Gutters							766			
---------	----------------	--------------	--	--	--	--	--	--	-----	--	--	--

DAIHATSU

Altis	4-dr Sedan 01-06	Normal Roof		7114	962	892	391	7124	762			
Applause	4-dr Sedan 90-97	Rain Gutters					390	7122	761			
Atrai	5-dr MPV 05- (JPN)	Rain Gutters					391	7123	769			
Be-go	5-dr SUV 05-	Normal Roof		7112	961	891	390	7122	761			
Feroza	2-dr SUV 88-00	Rain Gutters					390	7122	761			
Feroza	3-dr SUV 88-00	Rain Gutters					390	7122	761			
Feroza	3-dr SUV 88-00	Raised Rails	7104	7111	960	891	390	7121	760			
Hijet	5-dr MPV 05- (JPN)	Rain Gutters					391	7123	769			
Materia	5-dr MPV 07-	Normal Roof		7114	962	892	391	7124	762			
Sirion	5-dr Hatchback 06-11	Normal Roof		7114	962	892	391	7124	762			
Sirion	5-dr Hatchback 18-	Normal Roof	7105	7113	969	892	391	7123	769	7205	7214	7213
Terios	5-dr SUV 98-05	Flush Rails		7111	960	891	390	7121	760			
Terios	5-dr SUV 06-17	Normal Roof		7112	961	891	390	7122	761			
Terios	5-dr SUV 06-17	Raised Rails	7104	7113	969	892	391	7123	769			

DODGE

Caravan / Grand Caravan	5-dr MPV 06-07	T-Profile		7113	969	892	391	7123	769			
Caravan / Grand Caravan	5-dr MPV 96-05 (S. AMERICA)	T-Profile		7112	961	891	390	7122	761			
Caravan / Grand Caravan	5-dr MPV 96-05 (S. AMERICA)	Raised Rails	7104	7112	961	891	390	7122	761			
Durango	5-dr SUV 11-	Normal Roof		7115	963	893	392	7125	763			
Grand Caravan	4-dr MPV 96-00	T-Profile		7112	961	891	390	7122	761			
Grand Caravan	4-dr MPV 01-07	T-Profile		7112	961	891	390	7122	761			
Grand Caravan	5-dr MPV 96-00	T-Profile		7112	961	891	390	7122	761			
Grand Caravan	5-dr MPV 01-07	T-Profile		7112	961	891	390	7122	761			
Journey	5-dr SUV 12-	Normal Roof		7115	963	893	392	7125	763			
Journey	5-dr SUV 08-11	Raised Rails	7104	7113	969	892	391	7123	769			
Journey	5-dr SUV 12-	Raised Rails	7104	7113	969	892	391	7123	769			
Neon	4-dr Sedan 00-04	Normal Roof		7112	961	891	390	7122	761			
Ram 1500	4-dr Double Cab 02-08	Normal Roof		7114	962	892	391	7124	762			
Ram 1500/2500/3500	4-dr Double Cab 09-	Normal Roof	7105	7115	963	893	392	7125	763	-	-	-
Stratus	4-dr Sedan 00-06	Normal Roof		7112	961	891	390	7122	761			
Van	5-dr MPV 88-03	Rain Gutters							765			

Kit Next Generation	Info Next Generation	EAN Code Next Generation	Smart Rack	WingBar Edge Rapid System	Foot + SR A Rapid System	Replaced Kit Rapid System	Info Rapid System	EAN Code Rapid System	Status - Only new cars
			784/794		757				
					754	141203	C		
					751	183081	C		
					754	141107			
					754	141107			
					754	141338	A		
					754	141338	A		
					757				
					751	183081	C		
					754	141207			
					754	141207			
					757				
					757				
					754	141207			
					754	141207			
					757				
					757				
					754	141261			
					951				
					952				
					754	141395	B		
					951				
					951				
					757				
					952				
					754	141394	B		
					754	141141	D		
145228	C/N								NEW kit
					753	183024			
					754	141395	B		
			9582/9582B		775		N		
					753	183040			
					753	183057			
			784/794		757				
					754	141616	D		
					753	183057			
					753	183057			
					753	183057			
					754	141658	C		
			9585/9585B		775		N		
			9585/9585B		775		N		
					754	141192			
					754	141528	D		
145106		7313020084152							
					754	141227	C		
					952				

FIAT

		Roof type	Foot Evo	WingBar Evo	WingBar	SlideBar Evo	ProBar Evo	SquareBar Evo	SquareBar	Foot Edge - New	WingBar Edge Front - New	WingBar Edge Rear - New
500	3-dr Hatchback 07-	Normal Roof					390	7123	769			
500L	5-dr Hatchback 12-	Normal Roof	7105	7113	969	892	391	7123	761	7205	7214	7214
500X	5-dr SUV 15-	Flush Rails		7112	961	891	390	7122	761			
500X	5-dr SUV 15-	Normal Roof	7105	7113	969	892	391	7123	769	7205	7215	7214
600	3-dr Hatchback 05-10	Normal Roof		7111	960	891	390	7121	761			
Bravo	5-dr Hatchback 07-14	Normal Roof		7113	969	892	391	7123	761			
Croma	5-dr Estate 05-11	Fixed Points		7112	961	891	390	7122	761			
Croma	4-dr Sedan 87-96	Normal Roof		7112	961	891	390	7122	761			
Croma	5-dr Estate 05-11	Raised Rails	7104	7112	961	891	390	7122	761			
Doblo	4-dr Van 00-09	Fixed Points		7113	969	892	391	7123	761			
Doblo	5-dr Van 00-09	Fixed Points		7113	969	892	391	7123	761			
Doblo	5-dr Van 10-	Fixed Points		7113	969	892	391	7123	761			
Doblo	5-dr Van 10-	Raised Rails	7104	7115	963	893	392	7125	761			
Doblo Malibu	5-dr MPV 00-09	Raised Rails	7104	7113	969	892	391	7123	761			
Doblo Maxi	4-dr Van 08-09	Fixed Points		7113	969	892	391	7123	761			
Ducato	4-dr Bus 06-	Fixed Points		7115	963	893	392	7125	761			
Ducato	4-dr Van 06-	Fixed Points		7115	963		393	7125	763			
Ducato	4-dr Van 95-01	Fixed Points					393					
Ducato	4-dr Van 02-06	Fixed Points					393					
Fiorino	3-dr Van 08-	Fixed Points		7113	969	892	391	7123	769			
Fiorino	4-dr Van 08-	Fixed Points		7113	969	892	391	7123	769			
Fiorino	5-dr Van 08-	Fixed Points		7113	969	892	391	7123	769			
Fiorino	3-dr Van 89-13 (BRAZIL)	Rain Gutters						7124	762			
Fiorino	3-dr Van 08-	Raised Rails	7104	7114	962	892	391	7124	762			
Fiorino	4-dr Van 08-	Raised Rails	7104	7114	962	892	391	7124	762			
Fiorino	5-dr Van 08-	Raised Rails	7104	7114	962	892	391	7124	762			
Freemont	5-dr SUV 12-	Normal Roof		7115	963	893	392	7125	763			
Freemont	5-dr SUV 12-	Raised Rails	7104	7113	969	892	391	7123	769			
Fullback	2-dr Club Cab 16-	Fixed Points		7112	961	891	391	7122	761			
Fullback	4-dr Double Cab 16-	Fixed Points		7112	961	891	390	7122	761			
Grande Punto	5-dr Hatchback 05-12	Normal Roof	7105	7112	961	891	390	7122	761	7205	7213	7212
Idea	5-dr MPV 03-12	Fixed Points		7112	961	891	390	7122	761			
Idea	5-dr MPV 03-12	Raised Rails	7104	7112	961	891	390	7122	761			
Marea	5-dr Estate 96-03	Raised Rails	7104	7111	960	891	390	7121	760			
Mobi Way	5-dr Hatchback 16-	Raised Rails	7104	7112	961	891	390	7122	761			
Multipla	5-dr MPV 99-01	Normal Roof		7115	963	893	392	7125	763			
Multipla	5-dr MPV 02-04	Normal Roof		7115	963	893	392	7125	763			
Multipla	5-dr MPV 05-10	Normal Roof		7115	963	893	392	7125	763			
Palio	5-dr Estate 97-00	Raised Rails	7104	7111	960	891	390	7121	760			
Panda	5-dr Hatchback 12-	Flush Rails		7112	961	891	390	7122	761			
Panda	5-dr Hatchback 03-11	Normal Roof		7112	961	891	390	7122	761			
Panda	3-dr Hatchback 83-02	Raised Rails	7104	7112	961	891	390	7122	761			
Panda	5-dr Hatchback 03-11	Raised Rails	7104	7113	969	892	391	7123	769			
Panda 4X4	5-dr Hatchback 12-	Flush Rails		7112	961	891	390	7122	761			
Panda 4X4	5-dr Hatchback 04-11	Raised Rails	7104	7113	969	892	391	7123	769			
Panda Cross	5-dr SUV 14-	Raised Rails	7104	7112	961	891	390	7122	761			
Punto	5-dr Hatchback 99-02	Fixed Points		7112	961	891	390	7122	761			
Punto	5-dr Hatchback 03-11	Fixed Points		7112	961	891	390	7122	761			
Punto	3-dr Hatchback 94-98	Normal Roof		7112	961	891	390	7122	761			
Punto	5-dr Hatchback 94-98	Normal Roof		7112	961	891	390	7122	761			
Punto	5-dr Hatchback 12-	Normal Roof	7105	7112	961	891	390	7122	761	7205	7213	7212
Punto Evo	5-dr Hatchback 09-12	Normal Roof	7105	7112	961	891	390	7122	761	7205	7213	7212
Qubo	4-dr MPV 08-17	Fixed Points		7113	969	892	391	7123	769			
Qubo	5-dr MPV 08-17	Fixed Points		7113	969	892	391	7123	769			
Qubo	5-dr MPV 08-17	Raised Rails	7104	7114	962	892	391	7124	762			
Scudo	3-dr Van 95-03	Fixed Points		7113	969	892	391	7123	769			
Scudo	3-dr Van 04-06	Fixed Points		7113	969	892	391	7123	769			
Scudo	4-dr Van 95-03	Fixed Points		7113	969	892	391	7123	769			
Scudo	4-dr Van 04-06	Fixed Points		7113	969	892	391	7123	769			
Scudo	5-dr Van 95-03	Fixed Points		7113	969	892	391	7123	769			

Kit Next Generation	Info Next Generation	EAN Code Next Generation	Smart Rack	WingBar Edge Rapid System	Foot + SRA Rapid System	Replaced Kit Rapid System	Info Rapid System	EAN Code Rapid System	Status - Only new cars
					754+774	141856	C		
145171	D/N	7313020088976							Rapid kit phased out
				9592/9592B	753	184043	N		
145007	N	7313020083674							
					754	141106	D		
					754	141451	D		
					753	183053			
			784/794		754	141003	B		
					757				
					753	183021			
					753	183021			
				9593/9593B	753	183088	N		
					775				
			785/795	9583/9583B	757		N		
					753	183021			
					751	183031			
					753	183054			
					753	183054			
					751	183070			
					751	183070			
					951+542				
					775				
					757				
					775				
					754	141658	B		
				9585/9585B	775		N		
				9594/9594B	753	183144	N/H		
				9594/9594B	753	183144	N		
145008	B/N	7313020082639			753	183004	D		
			784/794		757		D		
				9581/9581B	757		N		
				9582/9582B	775		C/N		
					754	141130	D		
					754	141130	D		
					754	141130	D		
					757				
				9594/9594B	753	184026	N		
					754	141099	C/H		
			784/794		757				
			785/795	9583/9583B	757		N		
			785/795	9594/9594B	753	184026	N		
			785/795	9583/9583B	757		N		
			784/794	9584/9584B	757		N		
				9594/9594B	753	183110	N		
				9594/9594B	753	183110	N		
					754	141175			
					754	141175			
145008	B/N	7313020082639							
145008	B/N	7313020082639							
					751	183070			
					751	183070			
					775				
					753	183023			
					753	183023			
					753	183023			
					753	183023			
					753	183023			

Roof Racks

FIAT

		Roof type	Foot Evo	WingBar Evo	WingBar	SlideBar Evo	ProBar Evo	SquareBar Evo	SquareBar	Foot Edge - New	WingBar Edge Front - New	WingBar Edge Rear - New
Scudo	5-dr Van 04-06	Fixed Points	7113	969		892	391	7123	769			
Scudo	4-dr Van 07-16	Fixed Points				892	392	7124	762			
Scudo	5-dr Van 07-16	Fixed Points				892	392	7124	762			
Sedici	5-dr MPV 06-	Raised Rails	7112	961	891	390	7122	761				
Seicento	3-dr Hatchback 98-04	Normal Roof	7111	960	891	390	7121	760				
Stilo	3-dr Hatchback 02-07	Fixed Points	7112	961	891	390	7122	761				
Stilo	5-dr Hatchback 02-07	Fixed Points	7112	961	891	390	7122	761				
Stilo	5-dr Hatchback 02-10 (S. AMERICA)	Fixed Points	7112	961	891	390	7122	761				
Stilo Multiwagon	5-dr Estate 02-07	Raised Rails	7104	7113	969	892	391	7123	769			
Stilo Uproad	5-dr SUV 02-07	Raised Rails	7104	7113	969	892	391	7123	769			
Strada	2-dr Extended Cab 04-	Raised Rails	7104	7111	960	891	390	7121	760			
Strada Adventure	2-dr Pickup 14-	Raised Rails	7104	7111	960	891	390	7121	760			
Talento	4-dr Van 16-	Fixed Points	7115	963	893	393	7125	763				
Talento	5-dr Bus 16-	Fixed Points	7115	963	893	393	7125	763				
Tempra	5-dr Estate 89-98	Raised Rails	7104	7111	960	891	390	7121	760			
Tempra	5-dr Estate 92-99 (S. AMERICA)	Raised Rails	7104	7111	960	891	390	7121	760			
Tipo	5-dr Estate 16-	Flush Rails	7112	961	891	390	7122	761				
Tipo	4-dr Sedan 16-	Normal Roof	7113	969	892	391	7123	769				
Tipo	5-dr Hatchback 16-	Normal Roof	7113	969	892	391	7123	769				
Toro	4-dr Pickup 16-	Raised Rails	7104	7113	969	892	391	7123	769			
Ulysse	5-dr MPV 94-01	T-Profile	7113	969	892	391	7123	769				
Ulysse	5-dr MPV 02-10	T-Profile	7113	969	892	391	7123	769				
Ulysse	5-dr MPV 02-10	Normal Roof	7114	962	892	391	7124	762				
Uno	5-dr Estate 84-98	Raised Rails	7104	7111	960	891	390	7121	760			

FORD

Bronco	2-dr SUV 80-96	Rain Gutters						7125	763			
C-Max (Without sliding door)	5-dr MPV 10-19	Normal Roof	7105	7114	962	892	391	7124	762	7205	7215	7214
C-Max Mk.I	5-dr MPV 03-10	Fixed Points	7112	961	891	390	7122	761				
C-Max Hybrid (Plug in hybrid)	5-dr MPV 13-	Normal Roof	7114	962	892	391	7124	762				
Ecosport	5-dr SUV 10-11 (S. AMERICA)	Raised Rails	7104	7112	961	891	390	7122	761			
Edge	5-dr SUV 15-	Flush Rails	7106	7113	969	892	391	7123	769	7206	7214	7214
Edge	5-dr SUV 07-14	Normal Roof	7114	962	892	391	7124	762				
Edge	5-dr SUV 15-	Normal Roof	7105	7114	962	892	391	7124	762	7205	7216	7215
Endura	5-dr SUV 18- (Australia)	Flush Rails	7106	7113	969	892	391	7123	769	7206	7214	7214
Endura	5-dr SUV 18- (Australia)	Normal Roof	7105	7114	962	892	391	7124	762	7205	7216	7215
Escape	5-dr SUV 17-19 (Australia)	Raised Rails	7104	7113	969	892	391	7123	769			
Escape	5-dr SUV 08-12	Raised Rails	7104	7111	960	891	390	7121	760			
Escape (Mk. IV)	5-dr SUV 20-	Flush Rails	7106	7114	962	892	391	7124	762	7206	7215	7214
Escape (Mk. IV)	5-dr SUV 20-	Normal Roof	7105	7115	963	893	392	7125	763	7205	7216	7215
Escort	5-dr Estate 91-99	Raised Rails	7104	7111	960	891	390	7121	760			
Escort Express	3-dr Van 91-01	Fixed Points	7111	960	891	390	7121	760				
Explorer (US02)	5-dr SUV 16-19	Flush Rails	7114	962	892	391	7124	762				
Explorer	5-dr SUV 02-05 (USA)	Raised Rails	7104	7112	961	891	390	7122	761			
Explorer	5-dr SUV 20-	Raised Rails	7115	963	893	392	7125	763				
Explorer Sport	3-dr SUV 01-10	Raised Rails	7104	7114	962	892	391	7124	762			
F-150	4-dr Double Cab 09-14	Normal Roof	7115	963	893	393	7125	763				
F-150	4-dr Crew Cab 15-	Normal Roof	7105			393				-	-	-
F-150	4-dr Super Cab 15-	Normal Roof	7105			393				-	-	-
F-250/350	4-dr Crew Cab 05- (USA)	Normal Roof	7115	963	893	392	7125	763				
F-250/350	4-dr Double Cab 99-	Normal Roof	7115	963	893	392	7125	763				
F-250/350	4-dr Single Cab 99- (USA)	Normal Roof	7115	963	893	392	7125	763				
Falcon	4-dr Sedan 08-14 (AU)	Normal Roof	7114	962	892	391	7124	762				
Fiesta	3-dr Hatchback 96-02	Fixed Points	7111	960	891	390	7121	760				
Fiesta	5-dr Hatchback 96-02	Fixed Points	7111	960	891	390	7121	760				
Fiesta	3-dr Hatchback 96-02	Normal Roof				390	7122	761				
Fiesta	5-dr Hatchback 96-02	Normal Roof	7112	961	891	390	7122	761				
Fiesta	5-dr Hatchback 02-08	Normal Roof	7112	961	891	390	7122	761				
Fiesta	3-dr Hatchback 03-08	Normal Roof	7114	962	892	391	7124	762				
Fiesta	3-dr Hatchback 08-17	Normal Roof				390	7122	761				

Kit Next Generation	Info Next Generation	EAN Code Next Generation	Smart Rack	WingBar Edge Rapid System	Foot + SR A Rapid System	Replaced Kit Rapid System	Info Rapid System	EAN Code Rapid System	Status - Only new cars
					753	183023			
					753	183051			
					753	183051			
			784/794	9585/9585B	757		N		
					754	141106	D		
					753	183004			
					753	183004			
					753	183004			
			785/795	9583/9583B	757		N		
					775				
					757		H		
					775				
					751	183139			
					751	183139			
					757				
					757				
				9594/9594B	753	184077			
					754	141826	C		
					754	141846	C		
					775				
					753	183035			
					753	183035			
					754	141313	D		
					757				

					951				
145014	N	7313020083087		9595/9595B	753	183015	N		
					754	141683	D		
					775				
186059	N	7313020092089		9595/9595B	753	184047	N		Next generation Flush kit added
					754	141530	C		
145074	N	7313020082981							NEW kit
186059	N	7313020092089		9595/9595B	753	184047	N		Next generation Flush kit added
145074	N	7313020082981							Added on existing kit
					775				
186049	N	7313020092058							NEW kit
145258	N	7313020092560							
					757				
					751	183081	C		
					753	183151			
					775				
					775				
					775				
					754	141521	C		
145177		7313020086859							
145177		7313020086859							
					754	141508			
					754	141508	C		
					754	141508			
					754	141506	C		
					751	183081	C		
					751	183081	C		
					754+774	141025	C		
					754	141025	C		
					754	141278			
					754	141322	C/N		
					754+774	141503	B	7313020054179	

FORD

		Roof type	Foot Evo	WingBar Evo	WingBar	SlideBar Evo	ProBar Evo	SquareBar Evo	SquareBar	Foot Edge - New	WingBar Edge Front - New	WingBar Edge Rear - New
Fiesta	3-dr Van 08-17	Normal Roof					390	7122	761			
Fiesta	4-dr Sedan 08-17	Normal Roof		7113	969	892	391	7123	769			
Fiesta	5-dr Hatchback 08-17	Normal Roof		7112	961	891	390	7122	761			
Fiesta	5-dr Hatchback 18-	Normal Roof	7105	7113	969	892	391	7123	769	7205	7214	7213
Fiesta	5-dr Hatchback 08-17	Normal Roof	7105	7113	969	892	391	7123	769	7205	7214	7214
Fiesta Active	5-dr Hatchback 18-	Flush Rails	7106	7111	960	891	390	7121	760	7206	7212	7212
Figo	5-dr Hatchback 10-16	Normal Roof		7113	969	892	391	7123	769			
Flex	5-dr SUV 08-	Normal Roof		7115	963	893	392	7125	763			
Focus	3-dr Hatchback 05-07	Fixed Points		7112	961	891	390	7122	761			
Focus	3-dr Hatchback 08-11	Fixed Points		7112	961	891	390	7122	761			
Focus	4-dr Sedan 05-11	Fixed Points		7112	961	891	390	7122	761			
Focus	5-dr Estate 08-11	Fixed Points		7112	961	891	390	7122	761			
Focus	5-dr Hatchback 05-07	Fixed Points		7112	961	891	390	7122	761			
Focus	5-dr Hatchback 08-11	Fixed Points		7112	961	891	390	7122	761			
Focus	5-dr Estate 04-07	T-Profile		7112	961	891	390	7122	761			
Focus	3-dr Hatchback 98-04	Normal Roof					390	7123	769			
Focus	3-dr Hatchback 00-08 (BRAZIL)	Normal Roof					390	7122	761			
Focus	3-dr Hatchback 00-08 (BRAZIL)	Normal Roof					390	7122	761			
Focus	4-dr Sedan 98-04	Normal Roof		7112	961	891	390	7122	761			
Focus	5-dr Estate 98-04	Normal Roof		7112	961	891	390	7122	761			
Focus	5-dr Hatchback 98-04	Normal Roof		7112	961	891	390	7122	761			
Focus	5-dr Hatchback 00-08 (BRAZIL)	Normal Roof		7112	961	891	390	7122	761			
Focus	5-dr Hatchback 05-11	Normal Roof		7113	969		391	7123	769			
Focus	5-dr Hatchback 09- (BRAZIL)	Normal Roof		7113	969		391	7123	769			
Focus	5-dr Estate 98-04	Raised Rails	7104	7111	960	891	390	7121	760			
Focus	5-dr Estate 04-07	Raised Rails	7104	7111	960	891	390	7121	760			
Focus	5-dr Estate 08-11	Raised Rails	7104	7112	961	891	390	7122	761			
Focus Active	5-dr Hatchback 19-	Flush Rails	7106	7112	961	891	390	7122	761	7206	7213	7212
Focus Active	5-dr Estate, 19-	Flush Rails	7106	7112	961	891	390	7122	761	7206	7213	7213
Focus Mk II	4-dr Sedan 08-11	Fixed Points		7112	961	891	390	7122	761			
Focus Mk II	5-dr Estate 04-07	Fixed Points		7112	961	891	390	7122	761			
Focus Mk III	5-dr Estate 11-18	Flush Rails	7106	7112	961	891	390	7122	761	7206	7213	7212
Focus Mk III	5-dr Hatchback 11-18	Normal Roof	7105	7113	969	892	391	7123	769	7205	7215	7214
Focus Mk III	4-dr Sedan 11-18	Normal Roof	7105	7113	969	892	391	7123	769	7205	7214	7214
Focus Mk III	4-dr Sedan 11-18 (US)	Normal Roof		7113	969	892	391	7123	769			
Focus Mk III	5-dr Estate 11-18	Normal Roof	7105	7113	969	892	391	7123	769	7205	7215	7214
Focus Mk IV	5-dr Estate 19-	Flush Rails	7106	7112	961	891	390	7122	761	7206	7213	7213
Focus Mk IV	5-dr Hatchback 19-	Normal Roof	7105	7113	969	892	391	7123	769	7205	7214	7214
Fusion	5-dr Hatchback 02-05	Normal Roof		7113	969	892	391	7123	769			
Fusion	5-dr Hatchback 06-12	Normal Roof		7113	969	892	391	7123	769			
Fusion	4-dr Sedan 06-12	Normal Roof		7113	969	892	391	7123	769			
Fusion	4-dr Sedan 13-	Normal Roof	7105	7114	962	892	391	7124	762	7205	7215	7215
Galaxy	5-dr MPV 06-10	T-Profile		7112	961	891	390	7122	761			
Galaxy	5-dr MPV 10-15	Flush Rails	7106	7113	969	892	391	7123	769	7206	7215	7214
Galaxy	5-dr MPV 15-	Flush Rails	7106	7113	969	892	391	7123	769	7206	7214	7213
Galaxy	5-dr MPV 96-00	Normal Roof		7114	962	892	391	7124	762			
Galaxy	5-dr MPV 96-00	Raised Rails	7104	7113	969	892	391	7123	769			
Galaxy	5-dr MPV 01-05	Raised Rails	7104	7113	969	892	391	7123	769			
Grand C-Max	5-dr MPV 10-	Normal Roof		7114	962	892	391	7124	762			
Grand C-Max	5-dr MPV 10-19	Normal Roof	7105	7113	969	892	391	7123	769	7205	7214	7214
Grand C-Max	5-dr MPV 10-	Raised Rails	7104	7113	969	892	391	7123	769			
Grand Tourneo Connect	5-dr MPV 14-	Flush Rails	7106	7113	969	892	391	7123	769	7206	7214	7215
Grand Tourneo Connect	5-dr MPV 14-	Normal Roof		7115	963	893	392	7125	763			
Ka	3-dr Hatchback 97-08	Normal Roof					390	7121	760			
Ka	3-dr Hatchback 08-13 (S. AMERICA)	Normal Roof					390	7121	760			
Ka	3-dr Hatchback 09-14	Normal Roof					390	7122	761			
Ka+ Active	5-dr Hatchback 18-	Raised Rails		7112	961	891	390	7122	761			
Kuga	5-dr SUV 08-12	Normal Roof		7114	962	892	391	7124	762			
Kuga (Mk II)	5-dr SUV 12-20	Normal Roof	7105	7114	962	892	391	7124	762	7205	7215	7215
Kuga	5-dr SUV 08-12	Raised Rails	7104	7113	969	892	391	7123	769			

Kit Next Generation	Info Next Generation	EAN Code Next Generation	Smart Rack	WingBar Edge Rapid System	Foot + SRA Rapid System	Replaced Kit Rapid System	Info Rapid System	EAN Code Rapid System	Status - Only new cars
					754+774	141503	B	7313020054179	
					754	141503	B	7313020054179	
					754	141503	B	7313020054179	
145054	N	7313020083070							
145087	N	7313020083377							NEW kit
186018	N	7313020090061		9591/9591B	753	184064	N		Next generation Flush kit added
					754	141458	D		
					754	141518	C		
				9592/9592B	753	183015	N		
				9592/9592B	753	183015	N		
				9592/9592B	753	183015	N		
				9592/9592B	753	183015	N		
				9592/9592B	753	183015	N		
				9592/9592B	753	183015	N		
				9592/9592B	753	183033	N		
					754+774	141129			
					754+774	141129	C		
					754+774	141129	C		
					754	141129			
					754	141129			
					754	141129			
					754	141476	B		
					754	141476	B		
					757				
			784/794	9582/9582B	757		N		
186079	N	7313020092799							NEW kit
186052	N	7313020091167		9592/9592B	753	184103		7313020088990	Next generation Flush kit added
				9592/9592B	753	183015	N		
				9592/9592B	753	183015	N		
186022	N	7313020089485		9594/9594B	753	184024	N		Next generation Flush kit added
145089	N	7313020084091			754	141634		7313020012063	NEW kit
145124	N	7313020084213			754	141634		7313020012063	NEW kit
					754	141634	D	7313020012063	
145197	N	7313020091921			754	141634		7313020012063	NEW kit
186052	N	7313020091167		9592/9592B	753	184103		7313020088990	Next generation Flush kit added
145201	N	7313020088020							NEW kit
					754	141124	C		
					754	141458	D		
					754	141529	C		
145186	N	7313020087504							Rapid kit phased out
				9593/9593B	753	183033	N		
186032	D/N	7313020090139		9593/9593B	753	184016	C/N		Next generation Flush kit added
186018	N	7313020090061		9595/9595B	753	184064	N		Next generation Flush kit added
					754	141040	C		
			785/795	9583/9583B	757		N		
			785/795	9583/9583B	757		N		
									Rapid kit phased out
145097	C/N	7313020084114							NEW kit
			785/795	9585/9585B	757		N		
186032	D/N	7313020090139		9593/9593B	753	184016	C/N		Next generation Flush kit added
					754	141804	D		
					754+774	141084			
					754+774	141496	C		
				9581/9581B	775				
					754	141671	C		
145192	N	7313020087511			754	141759	C		Rapid kit phased out
			785/795	9585/9585B	757		N		

FORD

		Roof type	Foot Evo	WingBar Evo	WingBar	SlideBar Evo	ProBar Evo	SquareBar Evo	SquareBar	Foot Edge - New	WingBar Edge Front - New	WingBar Edge Rear - New
Kuga	5-dr SUV 12-20	Raised Rails	7104	7113	969	892	391	7123	769			
Kuga	5-dr SUV 20-	Flush Rails	7106	7114	962	892	391	7124	762	7206	7215	7214
Laser	4-dr Sedan 99-03	Normal Roof		7112	961	891	390	7122	761			
Maverick	3-dr SUV 93-99	Normal Roof					390	7123	769			
Maverick	5-dr SUV 93-99	Normal Roof		7112	961	891	390	7122	761			
Maverick	3-dr SUV 93-07	Raised Rails	7104	7112	961	891	390	7122	761			
Maverick	5-dr SUV 93-99	Raised Rails	7104	7112	961	891	390	7122	761			
Maverick	5-dr SUV 01-07	Raised Rails	7104	7112	961	891	390	7122	761			
Mondeo (MK I/MK II)	5-dr Estate 93-00	Raised Rails	7104	7111	960	891	390	7121	760			
Mondeo (MK I/MK II)	5-dr Wagon 96-00 (S. AMERICA)	Raised Rails	7104	7111	960	891	390	7121	760			
Mondeo (MK III)	4-dr Sedan 01-07	Fixed Points		7112	961	891	390	7122	761			
Mondeo (MK III)	5-dr Hatchback 01-07	Fixed Points		7112	961	891	390	7122	761			
Mondeo (MK III)	4-dr Sedan 01-07	Normal Roof		7112	961	891	390	7122	761			
Mondeo (MK III)	5-dr Estate 01-07	Normal Roof		7112	961	891	390	7122	761			
Mondeo (MK III)	5-dr Hatchback 01-07	Normal Roof		7112	961	891	390	7122	761			
Mondeo (MK III)	5-dr Estate 01-07	Raised Rails	7104	7112	961	891	390	7122	761			
Mondeo (MK IV)	4-dr Sedan 07-14	Normal Roof		7114	962	892	391	7124	762			
Mondeo (MK IV)	5-dr Hatchback 07-14	Normal Roof		7114	962	892	391	7124	762			
Mondeo (Mk. IV)	5-dr Estate 12-14	Flush Rails	7106	7112	961	891	390	7122	761	7206	7213	7213
Mondeo (Mk. IV)	5-dr Estate 07-14	Normal Roof	7105	7113	969	892	391	7123	769	7205	7215	7214
Mondeo (Mk. IV)	5-dr Estate 07-14	Raised Rails		7112	961	891	390	7122	761			
Mondeo (Mk. V)	5-dr Estate 15-	Flush Rails	7106	7112	961	891	390	7122	761	7206	7213	7212
Mondeo (Mk. V)	5-dr Hatchback 15-	Normal Roof	7105	7114	962	892	391	7124	762	7205	7215	7215
Mondeo (Mk. V)	4-dr Sedan 15-	Normal Roof	7105	7114	962	892	391	7124	762	7205	7215	7215
Mondeo (Mk. V)	5-dr Estate 15-	Normal Roof	7105	7114	962	892	391	7124	762	7205	7216	7215
Puma	5-dr Hatchback 20-	Normal Roof	7105	7113	969	892	391	7123	769	7205	7214	7213
Ranger	4-dr Double Cab 98-02	Normal Roof		7112	961	891	391	7122	761			
Ranger	4-dr Double Cab 03-11	Normal Roof		7112	961	891	391	7122	761			
Ranger (T6)	4-dr Double Cab 11-	Normal Roof	7105	7114	962	892	391	7124	762	7205	7215	7215
Ranger (T6)	4-dr Super Cab 11-	Normal Roof	7105	7114	962	892	391	7124	762	7205	7215	7215
Ranger (T6)	4-dr Double Cab 11-	Raised Rails		7114	962	892	391	7124	762			
Ranger Raptor	4-dr Double Cab 20-	Normal Roof	7105	7114	962	892	391	7124	762	7205	7215	7215
Scorpio	5-dr Estate 95-98	Raised Rails	7104	7111	960	891	390	7121	760			
S-Max	5-dr MPV 06-15	Fixed Points w/o Glass Roof		7114	962	892	391	7124	762			
S-Max	5-dr MPV 15-	Flush Rails	7106	7113	969	892	391	7123	769	7206	7214	7214
S-Max	5-dr MPV 06-15	Glass Roof	7105	7115	963	893	392	7125	763	7205	7216	7216
S-Max	5-dr MPV 06-15	Normal Roof	7105	7115	963	893	392	7125	763	7205	7216	7216
S-Max	5-dr MPV 15-	Normal Roof	7105	7115	963	893	392	7125	763	7205	7216	7216
Telstar	5-dr Estate 92-	Raised Rails	7104	7112	961	891	390	7122	761			
Territory	5-dr SUV 03-	Fixed Points		7111	960	891	390	7121	760			
Tourneo Connect	5-dr MPV 03-13	Fixed Points		7112	961	891	391	7122	761			
Tourneo Connect	5-dr MPV 14-	Flush Rails	7106	7113	969	892	391	7123	769	7206	7214	7215
Tourneo Connect	5-dr MPV 14-	Normal Roof		7115	963	893	392	7125	763			
Tourneo Courier	5-dr MPV 13-	Raised Rails		7112	961	891	390	7122	761			
Tourneo Custom	5-dr Bus 14-18	Fixed Points		7115	963	893	392	7125	763			
Tourneo Custom	5-dr Bus 18-	Fixed Points		7115	963	893	392	7125	763			
Tourneo Transit	5-dr Bus 03-12	Rain Gutters							766			
Transit	4-dr Van 15-	Fixed Points		7115	963	893	393	7125	763			
Transit	2-dr Single Cab 00-05	Rain Gutters							766			
Transit	2-dr Single Cab 06-14	Rain Gutters							766			
Transit	4-dr Double Cab 00-05	Rain Gutters							766			
Transit	4-dr Double Cab 06-13	Rain Gutters							766			
Transit	4-dr Van 00-14	Rain Gutters							766			
Transit	5-dr Van 00-05	Rain Gutters							766			
Transit	5-dr Van 00-05	Rain Gutters, w/ High Roof							766			
Transit	5-dr Van 06-14	Rain Gutters							766			
Transit	5-dr Van 06-14	Rain Gutters, w/ High Roof							766			
Transit 120/130/160/190	4-dr Van 86-99	Rain Gutters							765			

Kit Next Generation	Info Next Generation	EAN Code Next Generation	Smart Rack	WingBar Edge Rapid System	Foot + SRA Rapid System	Replaced Kit Rapid System	Info Rapid System	EAN Code Rapid System	Status - Only new cars
			785/795	9583/9583B	757		N		
186049	N	7313020092058							Added on existing kit
					754	141110			
					754+774	141109	D		
					754	141109	D		
			784/794		757				
			784/794		757				
			784/794		757				
					757				
					757				
					753	183069			
					753	183069			
					754	141226	C		
					754	141226	C		
					754	141226	C		
			784/794	9581/9581B	757		N		
					754	141445			
					754	141445			
186022	N	7313020089485		9594/9594B	753	184024	N		Next generation Flush kit added
145115	D/N	7313020083766			754	141449			Rapid kit phased out
			784/794	9584/9584B	757		N		
186018	N	7313020090061		9594/9594B	753	184064	N		Next generation Flush kit added
145020	N	7313020083926							
145020	N	7313020083926							
145033	N	7313020083711							
145242	N	7313020092126							NEW kit
					754	141292	C		
					754	141292	C		
145063	N	7313020083988							NEW kit
145063	N	7313020083988							NEW kit
			785/795		775				
145063	N	7313020083988							Added on existing kit
					757				
					753	183030			
186018	N	7313020090061		9593/9593B	753	184064	N		Next generation Flush kit added
145173	N	7313020087139							Rapid kit phased out
145173	N	7313020087139							Rapid kit phased out
145025	N	7313020083698							
			784/794		757				
				9591/9591B	753	183077	N		
					753	183021	H		
186032	D/N	7313020090139		9593/9593B	753	184016	C/N		Next generation Flush kit added
					754	141804	D		
			784/794	9585/9585B	775		N		
					753	183123	H		
					753	183123	H		
					951				
					751	183138			
					951				
					951				
					951				
					951				
					952				
					952				
					952				
					952				
					951				

FORD

		Roof type	Foot Evo	WingBar Evo	WingBar	SlideBar Evo	ProBar Evo	SquareBar Evo	SquareBar	Foot Edge - New	WingBar Edge Front - New	WingBar Edge Rear - New
Transit Connect	4-dr Van 03-13	Fixed Points	7112	961	891	391	7122	761				
Transit Connect	4-dr Van 14-	Fixed Points	7113	969	892	391	7123	769				
Transit Connect	4-dr Van 14-	Flush Rails	7106	7113	969	892	391	7123	769	7206	7214	7215
Transit Courier	4-dr Van 14-	Fixed Points	7112	961	891	391	7122	761				
Transit Courier	4-dr Van 14-	Raised Rails	7112	961	891	390	7122	761				
Transit Custom	4-dr Van 13-18	Fixed Points	7115	963	893	393	7125	763				
Transit Custom	4-dr Van 18-	Fixed Points	7115	963	893	393	7125	763				
Windstar	5-dr MPV 95-96	Raised Rails	7104	7111	960	891	390	7121	760			

GAZ

Gazelle 2705	5-dr Bus 90-	Rain Gutters, w/ High Roof											765
Gazelle 3221	5-dr Bus 90-02	Rain Gutters, w/ High Roof											765
Sobol 2217	5-dr Bus 96-02	Rain Gutters											765
Sobol 2752	5-dr Bus 96-02	Rain Gutters, w/ High Roof											765
Volga 3102	4-dr Sedan 82-09	Rain Gutters						7122	761				
Volga 310221	5-dr Estate 97-04	Rain Gutters						7122	761				
Volga 3110	4-dr Sedan 97-04	Rain Gutters						7122	761				

GENESIS

GV80	5-dr SUV 20-	Flush Rails	7106	7114	962	892	391	7124	762	7206	7215	7214	
------	--------------	-------------	------	------	-----	-----	-----	------	-----	------	------	------	--

GMC

Canyon	4-dr Double Cab 04-12	Normal Roof	7113	969	892	391	7123	769					
Canyon	4-dr Extended Cab 15-	Normal Roof	7113	969	892	391	7123	769					
Canyon	4-dr Crew Cab 15-	Normal Roof	7105	7113	969	892	391	7123	769	7205	7215	7215	
Sierra	2-dr Single Cab 99-07	Normal Roof	7115	963	893	392	7125	763					
Sierra	3-dr Extended Cab 99-07	Normal Roof	7115	963	893	392	7125	763					
Sierra	4-dr Double Cab 99-07	Normal Roof	7115	963	893	392	7125	763					
Sierra	2-dr Single Cab 07-14	Normal Roof	7115	963	893	392	7125	763					
Sierra	3-dr Extended Cab 07-14	Normal Roof	7115	963	893	392	7125	763					
Sierra	4-dr Double Cab 07-14	Normal Roof	7115	963	893	392	7125	763					
Sierra	4-dr Crew Cab 14-18	Normal Roof	7105	7115	963	893	393	7125	763				
Sierra	4-dr Double Cab 14-18	Normal Roof	7105	7115	963	893	393	7125	763				
Vandura	5-dr Van 80-96	Rain Gutters							765				

GREAT WALL

Haval H2	5-dr SUV 15-	Raised Rails	7104	7113	969	892	391	7123	769				
Haval H5	5-dr SUV 11-	Fixed Points	7112	961	891	390	7122	761					
Haval H8	5-dr SUV 15-	Raised Rails	7104	7114	962	892	392	7124	762				
Haval H9	5-dr SUV 15-	Raised Rails	7104	7114	962	892	392	7124	762				
Hover 5	5-dr SUV 11-	Fixed Points	7112	961	891	390	7122	761					
Steed	4-dr Double Cab 09-	Normal Roof	7112	961	891	391	7122	761					
Steed	4-dr Double Cab 16-	Raised Rails	7104	7114	962	892	392	7124	762				
V240	4-dr Double Cab 09-	Normal Roof	7112	961	891	391	7122	761					
Wingle	4-dr Double Cab 06-	Normal Roof	7112	961	891	391	7122	761					
X240	5-dr SUV 11-	Fixed Points	7112	961	891	390	7122	761					

HOLDEN

Astra	5-dr Hatchback 04-09	Fixed Points	7111	960	891	390	7121	760					
Astra	3-dr Coupé 00-05	Fixed Points	7111	960	891	390	7121	760					
Astra	3-dr Hatchback 92-97	Fixed Points	7111	960	891	390	7121	760					
Astra	3-dr Hatchback 98-03	Fixed Points	7111	960	891	390	7121	760					
Astra	4-dr Sedan 92-97	Fixed Points	7111	960	891	390	7121	760					
Astra	4-dr Sedan 98-03	Fixed Points	7111	960	891	390	7121	760					
Astra	5-dr Hatchback 92-97	Fixed Points	7111	960	891	390	7121	760					
Astra	5-dr Hatchback 98-03	Fixed Points	7111	960	891	390	7121	760					
Astra	5-dr Hatchback 10-15	Fixed Points	7112	961	891	390	7122	761					
Astra	5-dr Estate 07-10	Flush Rails	7106	7111	960	891	390	7121	760	7206	7213	7212	
Astra	5-dr Estate 10-15	Flush Rails	7112	961	891	390	7122	761					
Astra	5-dr Hatchback 16-	Normal Roof	7105	7113	969	892	391	7123	769	7205	7214	7214	
Astra Sports Tourer	5-dr Estate 10-15	Flush Rails	7106	7112	961	891	390	7122	761	7206	7213	7212	

Kit Next Generation	Info Next Generation	EAN Code Next Generation	Smart Rack	WingBar Edge Rapid System	Foot + SR A Rapid System	Replaced Kit Rapid System	Info Rapid System	EAN Code Rapid System	Status - Only new cars
					753	183021	H		
					753	183032			
186032	D/N	7313020090139		9593/9593B	753	184016	C/N		Next generation Flush kit added
					751	183140			
			784/794	9585/9585B	775		N		
					753	183123	H		
					753	183123	H		
					757				

					953				
					953				
					952				
					953				
					951				
					951				
					951				

186077	N	7313020092775												NEW kit
--------	---	---------------	--	--	--	--	--	--	--	--	--	--	--	---------

					754	141461	D		
					754	141714			
145179	N	7313020086873							
					754	141522	C		
					754	141522	C		
					754	141522	C		
					754	141532	C		
					754	141532	C		
					754	141532	C		
145105		7313020084145							
145105		7313020084145							
					952				

			785/795		757				
					753	183105			
					775				
					775				
					753	183105			
					754	141461	D		
					9583/9583B	775		N	
					754	141461	D		
					754	141461	D		
					753	183105			

					753	183025			
					751	183081	C		
					751	183081	C		
					751	183081	C		
					751	183081	C		
					751	183081	C		
					751	183081	C		
					751	183081	C		
					9594/9594B	753	183090	D/N	
186035	N	7313020090160		9591/9591B	753	184011	N		Next generation Flush kit added
				9591/9591B	753	184025	N		
145146	D/N	7313020084268							
186023	N	7313020090092		9591/9591B	753	184025	N		Next generation Flush kit added

HOLDEN

		Roof type	Foot Evo	WingBar Evo	WingBar	SlideBar Evo	ProBar Evo	SquareBar Evo	SquareBar	Foot Edge - New	WingBar Edge Front - New	WingBar Edge Rear - New
Astra Sports Tourer	5-dr Estate 16-	Flush Rails	7105	7113	969	892	391	7123	769	7205	7215	7214
Astra GTC	3-dr Hatchback 05-09	Fixed Points		7111	960	891	390	7121	760			
Barina	3-dr Hatchback 94-00	Fixed Points		7111	960	891	390	7121	760			
Barina	3-dr Hatchback 01-05	Fixed Points		7111	960	891	390	7121	760			
Barina	5-dr Hatchback 94-00	Fixed Points		7111	960	891	390	7121	760			
Barina	5-dr Hatchback 01-05	Fixed Points		7111	960	891	390	7121	760			
Barina	4-dr Sedan 06-11	Normal Roof		7112	961	891	390	7122	761			
Colorado	4-dr Crew Cab 12-	Normal Roof	7105	7113	969	892	391	7123	769	7205	7215	7215
Colorado	4-dr Crew Cab 12-	Raised Rails		7113	969	892	391	7123	769			
Colorado7	5-dr SUV 12-16	Flush Rails		7112	961	891	390	7122	761			
Commodore	5-dr Estate 17-	Flush Rails	7106	7113	969	892	391	7123	769			
Commodore	5-dr Hatchback 17-	Normal Roof	7105	7114	962	892	391	7124	762	7205	7215	7215
Commodore	4-dr Sedan 97-05	Normal Roof		7114	962	892	391	7124	762			
Cruze	4-dr Sedan 09-18	Normal Roof	7105	7113	969	892	391	7123	769	7205	7214	7214
Cruze	5-dr Hatchback 11-18	Normal Roof		7113	969	892	391	7123	769			
Cruze	5-dr Estate 12-15 (Australia)	Raised Rails	7104	7112	961	891	390	7122	761			
Cruze	5-dr Hatchback 01-04	Raised Rails	7104	7112	961	891	390	7122	761			
Equinox	5-dr SUV 17-	Raised Rails	7104	7112	961	891	390	7122	761			
Insignia	5-dr Estate 08-17	Flush Rails	7106	7113	969	892	391	7123	769			
Insignia	5-dr Estate 08-17	Flush Rails		7112	961	891	390	7122	761			
Insignia	5-dr Estate 17-	Flush Rails		7113	969	892	391	7123	769			
Insignia	4-dr Sedan 08-17	Normal Roof	7105	7114	962	892	391	7124	762	7205	7215	7214
Insignia	5-dr Hatchback 08-17	Normal Roof	7105	7114	962	892	391	7124	762	7205	7215	7214
Insignia Country Tourer	5-dr Estate 18-	Flush Rails	7106	7113	969	892	391	7123	769			
Jackaroo	3-dr SUV 93-99	Normal Roof					391	7124	762			
Jackaroo	5-dr SUV 93-99	Normal Roof		7114	962	892	391	7124	762			
Trailblazer	5-dr SUV 17-	Flush Rails		7112	961	891	390	7122	761			
Vectra	4-dr Sedan 02-05	Fixed Points		7112	961	891	390	7122	761			
Vectra	4-dr Sedan 06-08	Fixed Points		7112	961	891	390	7122	761			
Vectra	4-dr Sedan 96-01	Normal Roof		7112	961	891	390	7122	761			
Vectra	5-dr Hatchback 96-01	Normal Roof		7112	961	891	390	7122	761			
Vectra GTS	5-dr Hatchback 02-05	Fixed Points		7112	961	891	390	7122	761			
Vectra GTS	5-dr Hatchback 06-08	Fixed Points		7112	961	891	390	7122	761			
Viva	4-dr Sedan 03-11	Normal Roof		7112	961	891	390	7122	761			
Viva	5-dr Hatchback 04-11	Normal Roof		7112	961	891	390	7122	761			
Zafira	5-dr MPV 05-11	Fixed Points		7111	960	891	390	7121	760			
Zafira	5-dr MPV 05-06	Flush Rails		7112	961	891	390	7122	761			
Zafira	5-dr MPV 07-11	Flush Rails	7106	7112	961	891	390	7122	761	7206	7214	7213
Zafira Family	5-dr MPV 11-14	Flush Rails	7106	7112	961	891	390	7122	761	7206	7214	7213
Zafira Tourer	5-dr MPV 12-	Fixed Points		7112	961	891	390	7122	761			
Zafira Tourer	5-dr MPV 12-	Flush Rails	7106	7113	969	892	391	7123	769	7206	7214	7213
Acadia	5-dr SUV 17- (Australia)	Raised Rails		7112	961	891	390	7122	761			
Astra	5-dr Estate 92-97	Raised Rails	7104	7111	960	891	390	7121	760			
Astra	5-dr Estate 98-03	Raised Rails	7104	7111	960	891	390	7121	760			
Captiva	5-dr SUV 06-	Raised Rails	7104	7112	961	891	390	7122	761			

HONDA

Accord	4-dr Sedan 18-	Normal Roof	7105	7114	962	892	391	7124	762	7205	7215	7215
Accord	4-dr Sedan 99-02	Normal Roof		7112	961	891	390	7122	761			
Accord	5-dr Hatchback 00-02	Normal Roof		7112	961	891	390	7122	761			
Accord	4-dr Sedan 03-07	Normal Roof		7112	961	891	390	7122	761			
Accord	4-dr Sedan 03-05 (S. AMERICA)	Normal Roof		7112	961	891	390	7122	761			
Accord	4-dr Sedan 06- (S. AMERICA)	Normal Roof		7112	961	891	390	7122	761			
Accord	5-dr Estate 03-07	Normal Roof		7112	961	891	390	7122	761			
Accord	4-dr Sedan 08-14	Normal Roof		7114	962	892	391	7124	762			
Accord	5-dr Estate 94-97	Raised Rails	7104	7111	960	891	390	7121	760			
Accord	5-dr Estate 98-02	Raised Rails	7104	7112	961	891	390	7122	761			
Accord	5-dr Estate 03-07	Raised Rails	7104	7112	961	891	390	7122	761			
Accord	5-dr Estate 08-14	Raised Rails	7104	7112	961	891	390	7122	761			
Accord Aerodeck	5-dr Estate 98-03	Raised Rails	7104	7112	961	891	390	7122	761			

Kit Next Generation	Info Next Generation	EAN Code Next Generation	Smart Rack	WingBar Edge Rapid System	Foot + SRA Rapid System	Replaced Kit Rapid System	Info Rapid System	EAN Code Rapid System	Status - Only new cars
145026	D/N	7313020082653		9594/9594B	753	183025	N		
					751	183081	C		
					751	183081	C		
					751	183081	C		
					751	183081	C		
					754	141420			
145179	N	7313020086873			754	141783		7313020070995	Rapid kit phased out
					775				
186029		7313020089492			753	184041			Added on existing kit
145078	C/N	7313020084046			754	141866	D		Added on existing kit
					754	141149			
145183	N	7313020086880							Rapid kit phased out
									Rapid kit phased out
186029		7313020089492			753	184012			Next generation Flush kit added
				9595/9595B	753	184012	N		
					753	184012			
145092	D/N	7313020082691							
145092	D/N	7313020082691							
186029		7313020089492			753	184012			Next generation Flush kit added
					754+774	141091			
					754	141091			
					753	184041			Added on existing kit
				9595/9595B	753	183006	N		
				9595/9595B	753	183006	N		
					754	141003	B		
					754	141003	B		
				9595/9595B	753	183006	N		
				9595/9595B	753	183006	N		
					754	141338	B		
					754	141338	B		
				9593/9593B	753	183025	N		
					753	184010			
186035	N	7313020090160		9595/9595B	753	184011	N		Next generation Flush kit added
186035	N	7313020090160		9595/9595B	753	184011	N		Next generation Flush kit added
				9595/9595B	753	183090	D/N		
186023	N	7313020090092		9595/9595B	753	184025	N		Next generation Flush kit added
				9582/9582B	775		N		
					757				
					757				
			784/794	9582/9582B	757		N		
145151	N	7313020086361							
					754	141134			
					754	141134			
					754	141304	C		
					754	141304	C		
					754	141304	C		
					754	141324			
					754	141492	C		
					757				
			784/794	9584/9584B	757		N		
			784/794	9584/9584B	757		N		
			784/794	9585/9585B	757		N		
			784/794		757				

HONDA

		Roof type	Foot Evo	WingBar Evo	WingBar	SlideBar Evo	ProBar Evo	SquareBar Evo	SquareBar	Foot Edge - New	WingBar Edge Front - New	WingBar Edge Rear - New
Accord Crosstour	5-dr Hatchback 10- (USA)	Normal Roof	7113	969	892	391	7123	769				
Accord Tourer	5-dr Estate 03-07	Normal Roof	7112	961	891	390	7122	761				
Accord Tourer	5-dr Estate 03-07	Raised Rails	7104	7112	961	891	390	7122	761			
Accord Tourer	5-dr Estate 08-14	Raised Rails	7104	7112	961	891	390	7122	761			
City	4-dr Sedan 14-	Normal Roof	7113	969	892	391	7123	769				
Civic	5-dr Hatchback 17-	Normal Roof, w/o Glass Roof	7105	7113	969	892	391	7123	769	7205	7215	7214
Civic	5-dr Hatchback 95-00	Normal Roof	7112	961	891	390	7122	761				
Civic	4-dr Sedan 96-00	Normal Roof	7112	961	891	390	7122	761				
Civic	3-dr Hatchback 02-05	Normal Roof				390	7122	761				
Civic	5-dr Hatchback 01-05 (EUR)	Normal Roof	7112	961	891	390	7122	761				
Civic	5-dr Hatchback 06-11	Normal Roof	7113	969	892	391	7123	769				
Civic	4-dr Sedan 05-11	Normal Roof	7105	7114	962	892	391	7124	762	7205	7215	7215
Civic	5-dr Hatchback 12-17	Normal Roof	7105	7114	962	892	391	7124	762	7205	7215	7214
Civic	4-dr Sedan 12-15	Normal Roof	7105	7114	962	892	391	7124	762	7205	7215	7215
Civic	4-dr Sedan 12-15	Normal Roof	7113	969	892	391	7123	769				
Civic	4-dr Sedan 16-	Normal Roof, w/o Glass Roof	7105	7113	969	892	391	7123	769	7205	7214	7214
Civic	5-dr Estate 97-00	Raised Rails	7104	7111	960	891	390	7121	760			
Civic Ferio	4-dr Sedan 96-99	Normal Roof	7112	961	891	390	7122	761				
Civic Shuttle	5-dr MPV 95-02	Raised Rails	7104	7112	961	891	390	7122	761			
Civic Tourer	5-dr Estate 14-	Flush Rails	7112	961	891	390	7122	761				
CR-V	5-dr SUV 07-11	Fixed Points	7112	961	891	390	7122	761				
CR-V	5-dr SUV 02-06	Fixed Points	7112	961	891	390	7122	761				
CR-V	5-dr SUV 12-18	Flush Rails	7112	961	891	390	7122	761				
CR-V	5-dr SUV 19-	Flush Rails	7112	961	891	390	7122	761				
CR-V	5-dr SUV 97-01	Normal Roof	7114	962	892	391	7124	762				
CR-V	5-dr SUV 12-18	Normal Roof	7105	7114	962	892	391	7124	762	7205	7215	7215
CR-V	5-dr SUV 19-	Normal Roof	7105	7114	962	892	391	7124	762	7205	7215	7215
CR-V	5-dr SUV 97-01	Raised Rails	7104	7112	961	891	390	7122	761			
CR-Z	3-dr Hatchback 10-	Normal Roof				390	7122	761				
Edix	5-dr MPV 04-09 (JPN)	Normal Roof	7115	963	893	392	7125	763				
Edix	5-dr MPV 04-09 (JPN)	Raised Rails	7104	7115	963	893	392	7125	763			
Elyson	5-dr MPV 04- (JPN)	Raised Rails	7104	7113	969	892	391	7123	769			
Fit	5-dr Hatchback 02-04	Normal Roof	7112	961	891	390	7122	761				
Fit	5-dr Hatchback 05-07	Normal Roof	7112	961	891	390	7122	761				
Fit	5-dr Hatchback 03-08 (S. AMERICA)	Normal Roof	7112	961	891	390	7122	761				
Fit (Mk. II)	5-dr Hatchback 08-14	Normal Roof	7105	7113	969	892	391	7123	769	7205	7214	7213
Fit (Mk. III)	5-dr Hatchback 14-20	Normal Roof	7105	7112	961	891	390	7122	761	7205	7214	7213
Fit (Mk. IV)	5-dr Hatchback 20-	Normal Roof	7105	7112	961	891	390	7122	761	7205	7214	7213
Fit Crosstar	5-dr Hatchback 20-	Raised Rails	7113	969	892	391	7123	769				
Fit Shuttel	5-dr MPV 11-15	Normal Roof	7112	961	891	390	7122	761				
FR-V	5-dr MPV 04-09	Normal Roof	7115	963	893	392	7125	763				
FR-V	5-dr MPV 04-09	Raised Rails	7104	7115	963	893	392	7125	763			
HR-V	5-dr SUV 15-	Flush Rails	7112	961	891	390	7122	761				
HR-V	3-dr SUV 99-01	Normal Roof	7114	962	892	391	7124	762				
HR-V	3-dr SUV 02-05	Normal Roof	7114	962	892	391	7124	762				
HR-V	5-dr SUV 00-01	Normal Roof	7114	962	892	391	7124	762				
HR-V	5-dr SUV 02-05	Normal Roof	7114	962	892	391	7124	762				
HR-V	3-dr SUV 99-01	Roof Spoiler	7114	962	892	391	7124	762				
HR-V	3-dr SUV 02-05	Roof Spoiler	7114	962	892	391	7124	762				
HR-V	5-dr SUV 00-01	Roof Spoiler	7114	962	892	391	7124	762				
HR-V	5-dr SUV 02-05	Roof Spoiler	7114	962	892	391	7124	762				
HR-V	5-dr SUV 15-	Normal Roof	7105	7113	969	892	391	7123	769	7205	7215	7214
Insight	5-dr Hatchback 09-14	Normal Roof	7113	969	892	391	7123	769				
Jazz	5-dr Hatchback 02-04	Normal Roof	7112	961	891	390	7122	761				
Jazz	5-dr Hatchback 05-08	Normal Roof	7112	961	891	390	7122	761				
Jazz (Mk. II)	5-dr Hatchback 08-14	Normal Roof	7105	7113	969	892	391	7123	769	7205	7214	7213
Jazz (Mk. III)	5-dr Hatchback 14-20	Normal Roof	7105	7112	961	891	390	7122	761	7205	7214	7213
Jazz (Mk. IV)	5-dr Hatchback 20-	Normal Roof	7105	7112	961	891	390	7122	761	7205	7214	7213
Life	5-dr Estate 99-08	Raised Rails	7104	7112	961	891	390	7122	761			
Mobilio	5-dr MPV 14-	Normal Roof	7112	961	891	390	7122	761				

Kit Next Generation	Info Next Generation	EAN Code Next Generation	Smart Rack	WingBar Edge Rapid System	Foot + SR-A Rapid System	Replaced Kit Rapid System	Info Rapid System	EAN Code Rapid System	Status - Only new cars
					754	141588	C		
					754	141324	D		
			784/794	9584/9584B	757		N		
			784/794	9585/9585B	757		N		
					754	141789	B		
145043	N	7313020083186							
					754	141045	D		
					754	141068			
					754+774	141228	C		
					754	141228			
					754	141416	C		
145190	N	7313020087658							Rapid kit phased out
145135	N	7313020082783							
145180	N	7313020086866							NEW kit
									Rapid kit phased out
145066	N	7313020084015							
				9581/9581B	757		N		
					754	141068			
			784/794		757				
				9595/9595B	753	184044	N		
				9592/9592B	753	183042	N		
				9592/9592B	753	183050	N		
				9595/9595B	753	183118	N		
				9592/9592B	753	183166	N		
					754	141102			
145108	N	7313020084176							
145046	N	7313020083193							
			784/794	9581/9581B	757		N		
					754+774	141624	B		
					754	141381			
					757				
			785/795	9583/9583B	757		N		
					754	141312	C		
					754	141312	C		
					754	141312	C		
145126	N	7313020083803							
145152	N	7313020083025							
145274	C/N	7313020093864							NEW Kit
					775		C		
					754	141662	C		
					754	141381			
					757				
				9595/9595B	753	184067	N		
					754	141150			
					754	141150			
					754	141150			
					754	141150			
					754	141151	C		
					754	141151	C		
					754	141151	C		
					754	141151	C		
145175	N	7313020087559			754	141792	C		Rapid kit phased out
					754	141562	B		
					754	141312	C		
					754	141312	C		
145126	N	7313020083803							
145152	N	7313020083025							
145274	C/N	7313020093864							NEW Kit
			784/794		757				
					754	141785	B		

HONDA

		Roof type	Foot Evo	WingBar Evo	WingBar	SlideBar Evo	ProBar Evo	SquareBar Evo	SquareBar	Foot Edge - New	WingBar Edge Front - New	WingBar Edge Rear - New
Odyssey	5-dr MPV 03-08	Normal Roof	7114	962	892	391	7124	762				
Odyssey	5-dr MPV 95-99	Raised Rails	7104	7112	961	891	390	7122	761			
Odyssey	5-dr MPV 03-08	Raised Rails	7104	7113	969	892	391	7123	769			
Odyssey (Without sliding door)	5-dr MPV 09-13	Normal Roof	7114	962	892	391	7124	762				
Pilot	5-dr SUV 03-15 (USA)	Normal Roof	7115	963	893	392	7125	763				
Pilot	5-dr SUV 03-15	Raised Rails	7104	7114	962	892	391	7124	762			
Ridgeline	4-dr Double Cab 06-14	Normal Roof	7115	963	893	392	7125	763				
Ridgeline	5-dr SUV 06-14	Normal Roof	7115	963	893	392	7125	763				
Stepwagon	5-dr MPV 09-15	Normal Roof	7115	963	893	392	7125	763				
Stream	5-dr MPV 00-06	Normal Roof	7112	961	891	390	7122	761				
Vezele	5-dr SUV 14-	Flush Rails	7112	961	891	390	7122	761				
Vezele	5-dr SUV 14-	Normal Roof	7105	7113	969	892	391	7123	769	7205	7215	7214
Z	3-dr Hatchback 99-02	Raised Rails	7104	7112	961	891	390	7122	761			

HYUNDAI

Accent	5-dr Hatchback 12-17	Fixed Points	7112	961	891	390	7122	761				
Accent	5-dr Hatchback 12-19 (Australia)	Fixed Points	7112	961	891	390	7122	761				
Accent	4-dr Sedan 11-17	Normal Roof	7113	969	892	391	7123	769				
Accent	4-dr Sedan 18-	Normal Roof	7105	7113	969	892	391	7123	769	7205	7214	7214
Accent	5-dr Hatchback 18-	Normal Roof	7105	7113	969	892	391	7123	769	7205	7214	7214
Atos	5-dr Hatchback 98-03	Raised Rails	7104	7111	960	891	390	7121	760			
Avante	4-dr Sedan 06-10	Normal Roof	7113	969		391	7123	769				
Avante	4-dr Sedan 11-15	Normal Roof	7114	962	892	391	7124	762				
Avante	4-dr Sedan 16-	Normal Roof	7105	7113	969	892	391	7123	769	7205	7215	7215
Avante	5-dr Estate 96-	Raised Rails	7104	7111	960	891	390	7121	760			
Azera	4-dr Sedan 11-	Normal Roof	7114	962	892	391	7124	762				
Coupé	2-dr Coupé 97-00	Normal Roof				390	7122	761				
Creta	5-dr SUV 17-	Flush Rails	7112	961	891	390	7122	761				
Elantra	4-dr Sedan 06-10	Normal Roof	7113	969	892	391	7123	769				
Elantra	4-dr Sedan 11-15	Normal Roof	7114	962	892	391	7124	762				
Elantra	4-dr Sedan 16-	Normal Roof	7105	7113	969	892	391	7123	769	7205	7215	7215
Elantra	5-dr Wagon 96-99	Raised Rails	7104	7111	960	891	390	7121	760			
Galloper	3-dr SUV 99-03	Rain Gutters					7125	763				
Galloper	5-dr SUV 99-03	Rain Gutters					7125	763				
Genesis	4-dr Sedan 08-13	Normal Roof	7113	969	892	391	7123	769				
Getz	3-dr Hatchback 02-04	Normal Roof				390	7123	769				
Getz	3-dr Hatchback 05-11	Normal Roof				390	7123	769				
Getz	5-dr Hatchback 02-04	Normal Roof	7112	961	891	390	7122	761				
Getz	5-dr Hatchback 05-11	Normal Roof	7112	961	891	390	7122	761				
Getz Cross	5-dr Hatchback 06-11	Raised Rails	7104	7111	960	891	390	7121	760			
Grand Santa Fe	5-dr SUV 13-18	Flush Rails	7106	7113	969	892	391	7123	769	7206	7214	7214
Grand Santa Fe	5-dr SUV 13-18	Flush Rails	7112	961	891	390	7122	761				
Grandeur	4-dr Sedan 11-	Normal Roof	7114	962	892	391	7124	762				
H-1	4-dr Van 97-07	Fixed Points	7112	961	891	391	7122	761				
H-1	5-dr Van 08-	Normal Roof	7115	963	893	392	7125	763				
H-1	4-dr Van 97-07	Raised Rails	7104	7111	960	891	390	7121	760			
H-1	5-dr Van 08-	Raised Rails	7104	7114	962	892	391	7124	762			
HB20	5-dr Hatchback 12-	Normal Roof	7113	969	892	391	7123	769				
HB20	5-dr Hatchback 12-	Raised Rails	7104	7112	961	891	390	7122	761			
HB20S	4-dr Sedan 12-	Normal Roof	7113	969	892	391	7123	769				
i10	5-dr Hatchback 08-13	Normal Roof	7112	961	891	390	7122	761				
i10	5-dr Hatchback 14-20	Normal Roof	7113	969	892	391	7123	769				
i20 (Mk. I)	3-dr Hatchback 09-15	Normal Roof				390	7123	769				
i20 (Mk. I)	5-dr Hatchback 09-15	Normal Roof	7112	961	891	390	7122	761				
i20 (Mk. II)	5-dr Hatchback 15-	Fixed Points	7112	961	891	390	7122	761				
i20 (Mk. II)	5-dr Hatchback 15-	Normal Roof, w/ Glass Roof	7113	969	892	391	7123	769				
i20 Active	5-dr Hatchback 15-	Raised Rails	7104	7113	969	892	391	7123	769			
i25	5-dr Hatchback 12-	Fixed Points	7112	961	891	390	7122	761				
i25	4-dr Sedan 11-17	Normal Roof	7113	969	892	391	7123	769				
i30	5-dr Hatchback 17-	Fixed Points	7112	961	891	390	7122	761				

Kit Next Generation	Info Next Generation	EAN Code Next Generation	Smart Rack	WingBar Edge Rapid System	Foot + SR-A Rapid System	Replaced Kit Rapid System	Info Rapid System	EAN Code Rapid System	Status - Only new cars
					754	141335	B		
			784/794		757				
			785/795		757				
					754	141554	C		
					754	141510	C		
					757				
					754	141510	C		
					754	141510			
					754	141583	C		
					754	141228	C		
			9595/9595B		753	184067	N		
145175	N	7313020087559			754	141792	C		Rapid kit phased out
			784/794		757				
				9592/9592B	753	183068	N		
				9592/9592B	753	183068	N		
					754	141657	C		
145157	N	7313020087061							NEW kit
145158	N	7313020087078							NEW kit
					757				
					754	141434	C		
					754	141654	C		
145069	N	7313020086934							
					757				
					952				
					952				
					754	141488	B		
					754+774	141281	C		
					754+774	141281	C		
					754	141281			
					754	141281			
					757				
186026	D/N	7313020090108							Next generation Flush kit added
				9595/9595B	753	184029	N		
					754	141655	C		
					753	183121	K		
					754	141475	D		
					757				
					775				
					754	141717	C		
			784/794	9582/9582B	757		N		
					754	141717	C		
					754	141471	C		
					754	141757	C		
					754+774	141514	C		
					754	141514	C		
				9592/9592B	753	183068	N		
					754	141795	C		
				9582/9582B	775		N		
				9592/9592B	753	183068	N		
					754	141657	C		
				9592/9592B	753	183170	N		

HYUNDAI

		Roof type	Foot Evo	WingBar Evo	WingBar	SlideBar Evo	ProBar Evo	SquareBar Evo	SquareBar	Foot Edge - New	WingBar Edge Front - New	WingBar Edge Rear - New
i30	5-dr Hatchback 17-	Normal Roof	7105	7113	969	892	391	7123	769	7205	7215	7214
i30	5-dr Hatchback 07-11	Fixed Points		7112	961	891	390	7122	761			
i30	2-dr Coupé 13-	Fixed Points w/o Glass Roof		7112	961	891	390	7122	761			
i30	5-dr Hatchback 12-	Fixed Points w/o Glass Roof		7112	961	891	390	7122	761			
i30	5-dr Hatchback 12-17	Glass Roof		7113	969	892	391	7123	769			
i30 Fastback	5-dr Hatchback 18-	Fixed Points		7112	961	891	390	7122	761			
i30 Fastback	5-dr Hatchback 18-	Normal Roof, w/ Glass Roof	7105	7114	962	892	391	7124	762	7205	7215	7215
i30 SW	5-dr Estate 12-17	Fixed Points		7112	961	891	390	7122	761			
i30 SW	5-dr Estate, 18-	Flush Rails	7106	7112	961	891	390	7122	761	7206	7213	7213
i30 SW	5-dr Estate 07-11	Normal Roof		7113	969	892	391	7123	769			
i30 SW	5-dr Estate 07-11	Raised Rails	7104	7111	960	891	390	7121	760			
i40	5-dr Estate 11-	Fixed Points		7112	961	891	390	7122	761			
i40	4-dr Sedan 11-	Normal Roof		7114	962	892	391	7124	762			
i45	4-dr Sedan 10-	Normal Roof		7114	962	892	391	7124	762			
iLoad	5-dr Van 08- (ASIA)	Normal Roof		7115	963	893	392	7125	763			
iLoad	5-dr Van 08- (ASIA)	Raised Rails	7104	7114	962	892	391	7124	762			
iMax	5-dr Bus 08- (ASIA)	Normal Roof		7115	963	893	392	7125	763			
iMax	5-dr Bus 08- (ASIA)	Raised Rails	7104	7114	962	892	391	7124	762			
ix20	5-dr Hatchback 10-	Normal Roof	7105	7114	962	892	391	7124	762	7205	7215	7214
ix35	5-dr SUV 10-15	Flush Rails	7106	7112	961	891	390	7122	761	7206	7214	7213
ix35	5-dr SUV 10-15	Normal Roof	7105	7114	962	892	391	7124	762	7205	7215	7215
ix35	5-dr SUV 10-15	Raised Rails	7104	7113	969	892	391	7123	769			
ix35 FCEV	5-dr SUV 13-	Normal Roof	7105	7114	962	892	391	7124	762	7205	7215	7215
ix55	5-dr SUV 08-	Raised Rails		7113	969	892	391	7123	769			
JM	5-dr SUV 04-09 (JPN)	Normal Roof		7114	962	892	391	7124	762			
JM	5-dr SUV 04-09 (JPN)	Raised Rails	7104	7112	961	891	390	7122	761			
Kona	5-dr SUV 17-	Flush Rails	7106	7112	961	891	390	7122	761	7206	7213	7213
Kona	5-dr SUV 17-	Normal Roof	7105	7113	969	892	391	7123	769	7205	7214	7214
Lavita	5-dr MPV 01-10	Raised Rails	7104	7111	960	891	390	7121	760			
Matrix	5-dr MPV 01-10	Raised Rails	7104	7111	960	891	390	7121	760			
Santa Fe	5-dr SUV 06-12	Flush Rails		7111	960	891	390	7121	760			
Santa Fe	5-dr SUV 13-18	Flush Rails	7106	7113	969	892	391	7123	769	7206	7214	7214
Santa Fe	5-dr SUV 13-18	Flush Rails		7112	961	891	390	7122	761			
Santa Fe	5-dr SUV 18-	Flush Rails		7112	961	891	390	7122	761			
Santa Fe	5-dr SUV 10-12	Normal Roof		7114	962	892	391	7124	762			
Santa Fe	5-dr SUV 13-15	Normal Roof	7105	7114	962	892	391	7124	762	7205	7215	7215
Santa Fe	5-dr SUV 16-18	Normal Roof	7105	7114	962	892	391	7124	762	7205	7215	7215
Santa Fe	5-dr SUV 00-05	Raised Rails	7104	7112	961	891	390	7122	761			
Santa Fe	5-dr SUV 10-12	Raised Rails	7104	7112	961	891	390	7122	761			
Santa Fe Sport	5-dr SUV 13-18	Flush Rails	7106	7113	969	892	391	7123	769	7206	7214	7214
Santamo	5-dr MPV 96-03	Raised Rails	7104	7112	961	891	390	7122	761			
Satellite	5-dr Bus 98-07	Fixed Points		7114	962		391	7124	762			
Satellite	5-dr Bus 98-07	Raised Rails	7104	7111	960	891	390	7121	760			
Solaris	5-dr Hatchback 12-	Fixed Points		7112	961	891	390	7122	761			
Solaris	4-dr Sedan 11-17	Normal Roof		7113	969	892	391	7123	769			
Sonata	4-dr Sedan 98-00	Normal Roof		7114	962	892	391	7124	762			
Sonata	4-dr Sedan 01-04	Normal Roof		7114	962	892	391	7124	762			
Sonata	4-dr Sedan 05-09	Normal Roof		7114	962	892	391	7124	762			
Sonata	4-dr Sedan 15-19	Normal Roof		7114	962	892	391	7124	762			
Sonata i20	4-dr Sedan 10-15	Normal Roof		7114	962	892	391	7124	762			
Sonata i40	4-dr Sedan 10-15	Normal Roof		7114	962	892	391	7124	762			
Sonata i45	4-dr Sedan 10-15	Normal Roof		7114	962	892	391	7124	762			
Sonata Y20	4-dr Sedan 10-15	Normal Roof		7114	962	892	391	7124	762			
Sonica	4-dr Sedan 01-05	Normal Roof		7114	962	892	391	7124	762			
Starex	4-dr Bus 98-07	Fixed Points		7114	962	891	391	7124	762			
Starex	5-dr Van 08-	Normal Roof		7115	963	893	392	7125	763			
Starex	4-dr MPV 97-07	Raised Rails	7104	7111	960	891	390	7121	760			
Starex	5-dr Van 08-	Raised Rails	7104	7114	962	892	391	7124	762			
TB	5-dr Hatchback 06-11 (JPN)	Raised Rails	7104	7111	960	891	390	7121	760			
Terracan	5-dr SUV 01-07	T-Profile		7113	969	892	391	7123	769			

Kit Next Generation	Info Next Generation	EAN Code Next Generation	Smart Rack	WingBar Edge Rapid System	Foot + SRA Rapid System	Replaced Kit Rapid System	Info Rapid System	EAN Code Rapid System	Status - Only new cars
145112	N	7313020082738		9594/9594B	753	183061	N		
				9592/9592B	753	183119	N		
				9592/9592B	753	183119	N		
					754	141695	D		
				9595/9595B	753	183170	N		Added on existing kit
145112	N	7313020082738							NEW kit
				9592/9592B	753	183120	N		
186064	N	7313020092119		9592/9592B	753	184092	N		Next generation Flush kit added
					754	141478	C		
				9581/9581B	757		N		
				9595/9595B	753	183107	N		
					754	141694	C		
					754	141577	D		
					754	141475	D		
					775				
					754	141475	D		
					775				
145133	N	7313020083827							NEW kit
186024	D/N	7313020089515		9592/9592B	753	184009	N		Next generation Flush kit added
145134	N	7313020083834	785/795	9582/9582B	757		N		
145134	N	7313020083834							
				9585/9585B	775		N		
					754	141361			
			784/794		757				
186094	D/N	7313020092928		9594/9594B	753	184089	N/D		Next generation Flush kit added
145215	N	7313020089614							NEW kit
					757				
					757				
				9591/9591B	753	183024	N		
186026	D/N	7313020090108							Next generation Flush kit added
				9595/9595B	753	184029	N		
				9595/9595B	753	184093	N/D	7313020086668	
					754	141603	C		
145059	N	7313020083261							
145059	N	7313020083261							
			784/794	9581/9581B	757		N		
			784/794	9582/9582B	757		N		
186026	D/N	7313020090108							Next generation Flush kit added
			784/794		757				
					753	183121	K		
					757				
				9592/9592B	753	183068	N		
					754	141657	C		
					754	141114			
					754	141114			
					754	141388	D		
					754	141763	B		
					754	141577	D		
					754	141577	C		
					754	141577			
					754	141577	D		
					754	141114			
					753	183121	K		
					754	141475	D		
					757				
					775				
					757				
					753	183040			

HYUNDAI

		Roof type	Foot Evo	WingBar Evo	WingBar	SlideBar Evo	ProBar Evo	SquareBar Evo	SquareBar	Foot Edge - New	WingBar Edge Front - New	WingBar Edge Rear - New
Terracan	5-dr SUV 01-07	Raised Rails	7104	7113	969	892	391	7123	769			
Tiburon	2-dr Coupé 97-00	Normal Roof					390	7122	761			
Trajet	5-dr MPV 00-08	Normal Roof		7114	962	892	391	7124	762			
Trajet	5-dr MPV 00-08	Raised Rails	7104	7112	961	891	390	7122	761			
Tucson	5-dr SUV 15-18, 19-	Flush Rails	7106	7112	961	891	390	7122	761	7206	7214	7213
Tucson	5-dr SUV 04-09	Normal Roof		7114	962	892	391	7124	762			
Tucson	5-dr SUV 10-15	Normal Roof	7105	7114	962	892	391	7124	762	7205	7215	7215
Tucson	5-dr SUV 15-	Normal Roof	7105	7114	962	892	391	7124	762	7205	7215	7215
Tucson	5-dr SUV 04-09	Raised Rails	7104	7112	961	891	390	7122	761			
Tucson	5-dr SUV 10-15	Raised Rails	7104	7113	969	892	391	7123	769			
Veloster	3-dr Hatchback 11-	Normal Roof		7114	962	892	391	7124	762			
Venue	5-dr SUV 20-	Raised Rails	7104	7112	961	891	390	7122	761			
Veracruz	5-dr Van 01- (S. AMERICA)	Raised Rails	7104	7114	962	892	391	7124	762			
Veracruz	5-dr Van 08-12	Raised Rails	7104	7113	969	892	391	7123	769			
Verna	5-dr Hatchback 12-	Fixed Points		7112	961	891	390	7122	761			
Verna	4-dr Sedan 11-17	Normal Roof		7113	969	892	391	7123	769			
XG	4-dr Sedan 99-03	Normal Roof		7114	962	892	391	7124	762			

INFINITI

EX37	5-dr SUV 08-	Raised Rails	7104	7112	961	891	390	7122	761			
FX35	5-dr SUV 04-	Raised Rails		7113	969	892	391	7123	769			
Q30	5-dr Hatchback 16-	Fixed Points		7112	961	891	390	7122	761			
QX30	5-dr Hatchback, 16-	Flush Rails	7106	7112	961	891	390	7122	761	7206	7213	7213
QX50	5-dr SUV 14-	Raised Rails	7104	7112	961	891	390	7122	761			
QX70	5-dr SUV 13-	Raised Rails	7104	7113	969	892	391	7123	769			

ISUZU

Big Horn	3-dr SUV 93-98	Normal Roof					391	7124	762			
Big Horn	5-dr SUV 93-98	Normal Roof		7114	962	892	391	7124	762			
Como	5-dr Bus 13-	Fixed Points		7114	962	892	391	7124	762			
D-Max	4-dr Double Cab 02-11	Normal Roof		7113	969	892	391	7123	769			
D-Max	2-dr Single Cab 02-11	Normal Roof		7113	969	892	391	7123	769			
D-Max	4-dr Extended Cab 12-	Normal Roof		7113	969	892	391	7123	769			
D-Max	4-dr Space Cab 12-	Normal Roof		7113	969	892	391	7123	769			
D-Max	4-dr Crew Cab 12-	Normal Roof	7105	7113	969	892	391	7123	769	7205	7215	7215
D-Max	4-dr Crew Cab 12-	Raised Rails		7113	969	892	391	7123	769			
D-Max	4-dr Double Cab 12-	Raised Rails		7113	969	892	391	7123	769			
i-280/i-290	4-dr Double Cab 06-09 (USA)	Normal Roof		7113	969	892	391	7123	769			
i-350/i-370	4-dr Double Cab 06-09 (USA)	Normal Roof		7113	969	892	391	7123	769			
MU-X	5-dr SUV 13-	Flush Rails		7113	969	892	391	7123	769			
Trooper	3-dr SUV 93-97	Normal Roof					391	7124	762			
Trooper	5-dr SUV 93-97	Normal Roof		7114	962	892	391	7124	762			
D-Max	4-dr Double Cab 12-	Normal Roof		7113	969	892	391	7123	769			
D-Max	4-dr Double Cab 12-	Roof Rails		7113	969	892	391	7123	769	7104		
D-Max	4-dr Extended Cab 12-	Normal Roof		7113	969	892	391	7123	769			
D-Max	4-dr Space Cab 12-	Normal Roof		7113	969	892	391	7123	769			
i-280/i-290	4-dr Double Cab 06-09 (USA)	Normal Roof		7113	969	892	391	7123	769			
i-350/i-370	4-dr Double Cab 06-09 (USA)	Normal Roof		7113	969	892	391	7123	769			
MU-X	5-dr SUV 13-	Flush Rails		7113	969	892	391	7123	769			
Trooper	3-dr SUV 93-97	Normal Roof					391	7124	762			
Trooper	5-dr SUV 93-97	Normal Roof		7114	962	892	391	7124	762			

IVECO

Daily	4-dr Van 99-	Fixed Points, w/ High Roof					393					
Daily	4-dr Van 99-	Fixed Points, w/ Normal Roof					393					
Daily	2-dr Single Cab 76-99	Rain Gutters							765			

JAC

Refine	5-dr MPV 07-	Raised Rails	7104	7111	960	891	390	7121	760			
Rien SRV	5-dr SUV 07-	Raised Rails	7104	7112	961	891	390	7122	761			

Kit Next Generation	Info Next Generation	EAN Code Next Generation	Smart Rack	WingBar Edge Rapid System	Foot + SRA Rapid System	Replaced Kit Rapid System	Info Rapid System	EAN Code Rapid System	Status - Only new cars
			785/795	9583/9583B	757		N		
					754+774	141060	D		
					754	141202			
			784/794		757				
186013	N	7313020089881		9592/9592B	753	184062	N		Next generation Flush kit added
					754	141361			
145134	N	7313020083834							
145062	N	7313020083810							
			784/794	9581/9581B	757		N		
			785/795	9582/9582B	757		N		
					754	141676	D		
					775				
					775				
				9592/9592B	753	183068	N		
					754	141657	C		
					754	141210			

			784/794	9582/9582B	757		N		
					775				
				9594/9594B	753	183117	N		
186042	N	7313020090238		9594/9594B	753	184049	N		Next generation Flush kit added
				9582/9582B	775		N		
				9582/9582B	775		N		

					754+774	141091			
					754	141091			
					753	183122			
					754	141461	D		
					754	141494	C		
					754	141714			
					754	141714			
145179	N	7313020086873			754	141783		7313020070995	Added on existing kit
					775				
					775				
					754	141461	D		
					754	141461	D		
				9592/9592B	753	184048	C/N		
					754+774	141091			
					754	141091			
					754	1783		7313020070995	Rapid kit phased out
					775				
					754	1714			
					754	1714			
					754	1461	D		
					754	1461	D		
			9592/9592B		753	4048	C/N		
					754+774	1091			
					754	1091			

					753	183054			
					753	183054			
					952				

				9581/9581B	757		N		
			784/794	9581/9581B	757		N		

JAGUAR

		Roof type	Foot Evo	WingBar Evo	WingBar	SlideBar Evo	ProBar Evo	SquareBar Evo	SquareBar	Foot Edge - New	WingBar Edge Front - New	WingBar Edge Rear - New
E-Pace	5-dr SUV 18-	Flush Rails	7106	7113	969	891	391	7123	769	7206	7214	7214
E-Pace	5-dr SUV 18-	Normal Roof	7105	7114	962	892	391	7124	762	7205	7216	7215
F-Pace	5-dr SUV 16-	Flush Rails	7106	7113	969	891	391	7123	769	7206	7215	7214
I-Pace	5-dr SUV 18-	Normal Roof	7105	7114	962	892	391	7124	762	7205	7215	7214
S-Type	4-dr Sedan 99-03	Normal Roof		7112	961	891	390	7122	761			
S-Type	4-dr Sedan 04-08	Normal Roof		7112	961	891	390	7122	761			
XF (X250)	4-dr Sedan 08-15	Normal Roof		7114	962	892	391	7124	762			
XF Sportbreak	5-dr Estate 12-16	Flush Rails		7112	961	891	390	7122	761			
XF Sportbreak	5-dr Estate 18-	Flush Rails	7106	7113	969	892	391	7123	769	7206	7214	7213
XJ6/XJ12	4-dr Sedan 80-02	Rain Gutters						7122	761			
XJS	2-dr Coupé 84-96	Rain Gutters						7122	761			
XJ-Serie	4-dr Sedan 02-08	Normal Roof		7114	962	892	391	7124	762			
X-Type	4-dr Sedan 01-09	Normal Roof		7113	969	891	391	7123	769			
X-Type	5-dr Estate 03-09	Raised Rails	7104	7112	961	891	390	7122	761			

JEEP

Cherokee (KJ)	5-dr SUV 02-07	Raised Rails	7104	7112	961	891	390	7122	761			
Cherokee (KK)	5-dr SUV 08-13	Raised Rails	7104	7114	962	892	391	7124	762			
Cherokee (KL)	5-dr SUV 14-	Normal Roof		7114	962	892	391	7124	762			
Cherokee (KL)	5-dr SUV 80-98	Rain Gutters						7125	763			
Cherokee (KL)	5-dr SUV 14-	Raised Rails										
Cherokee Renegade	5-dr SUV 05-13	Raised Rails	7104	7112	961	891	390	7122	761			
Cherokee Sport	5-dr SUV 01-07	Raised Rails	7104	7114	962	892	391	7124	762			
Commander (Standard Crossbars)	5-dr SUV 06-	T-Profile		7114	962	892	391	7124	762			
Compass	5-dr SUV 07-10	Fixed Points		7112	961	891	390	7122	761			
Compass	5-dr SUV 11-16	Fixed Points		7112	961	891	390	7122	761			
Compass	5-dr SUV 17-	Flush Rails		7112	961	891	390	7122	761			
Grand Cherokee	5-dr SUV 11- (Australia)	Fixed Points		7112	961	891	390	7122	761			
Grand Cherokee	5-dr SUV 11-	Flush Rails		7112	961	891	390	7122	761			
Grand Cherokee	5-dr SUV 11-	Normal Roof		7115	963	893	392	7125	763			
Grand Cherokee	5-dr SUV 96-98	Raised Rails	7104	7112	961	891	390	7122	761			
Grand Cherokee	5-dr SUV 99-01	Raised Rails	7104	7112	961	891	390	7122	761			
Grand Cherokee	5-dr SUV 02-10	Raised Rails	7104	7113	969	892	391	7123	769			
Patriot	5-dr SUV 06-17	Raised Rails	7104	7112	961	891	390	7122	761			
Renegade	5-dr SUV 15-	Normal Roof		7114	962	892	391	7124	762			
Renegade	5-dr SUV 15-	Raised Rails	7104	7114	962	892	391	7124	762			
Wrangler	2-dr SUV 86-	Rain Gutters						7125	763			

JMC

Wrangler (Hard Top)	4-dr SUV 06-	Rain Gutters						7125	763			
Landwind	5-dr SUV 05-	Raised Rails	7104	7111	960	891	390	7121	760			

JONWAY

Ufo	3-dr SUV 08-	Raised Rails	7104	7112	961	891	390	7122	761			
Ufo	4-dr SUV 09-	Raised Rails	7104	7112	961	891	390	7122	761			
Ufo	5-dr SUV 08-	Raised Rails	7104	7112	961	891	390	7122	761			

KIA

Besta	5-dr Van 94-06	Rain Gutters						7125	763			
Cadenza	4-dr Sedan 11-	Normal Roof		7114	962	892	391	7124	762			
Carens (Mk. I)	5-dr MPV 02-06	Normal Roof		7112	961	891	390	7122	761			
Carens (Mk. I)	5-dr MPV 02-06	Raised Rails	7104	7111	960	891	390	7121	760			
Carens (Mk. II)	5-dr MPV 07-12	Flush Rails		7111	960	891	390	7121	760			
Carens (Mk. III)	5-dr MPV 13-	Flush Rails	7106	7113	969	892	391	7123	769	7206	7214	7214
Carens (Mk. III)	5-dr MPV 13-	Normal Roof		7114	962	892	391	7124	762			
Carnival	5-dr MPV 15-	Flush Rails		7113	969	892	391	7123	769			
Carnival (Mk I)	5-dr MPV 98-05	T-Profile		7112	961	891	390	7122	761			
Carnival (Mk I)	5-dr MPV 98-05	Raised Rails	7104	7112	961	891	390	7122	761			
Carnival (Mk II)	5-dr MPV 06-14	T-Profile		7112	961	891	390	7122	761			
Carnival (Mk II)	5-dr MPV 06-14	Raised Rails	7104	7112	961	891	390	7122	761			
Cee'd	3-dr Hatchback 07-11	Fixed Points		7112	961	891	390	7122	761			

Kit Next Generation	Info Next Generation	EAN Code Next Generation	Smart Rack	WingBar Edge Rapid System	Foot + SR-A Rapid System	Replaced Kit Rapid System	Info Rapid System	EAN Code Rapid System	Status - Only new cars
186060	N	7313020091990		9593/9593B	753	184075	N		Next generation Flush kit added
145159	N	7313020087085							NEW Kit
186060	N	7313020091990		9593/9593B	753	184075	N		Next generation Flush kit added
145163	D/N	7313020087092							NEW Kit
					754	141171			
					754	141171			
					754	141527	C		
				9593/9593B	753	184034	N		
186060	N	7313020091990		9595/9595B	753	184075	N		Next generation Flush kit added
					951				
					951				
					754	141263			
					754	141229			
			784/794	9581/9581B	757		N		

			784/794	9585/9585B	757		N		
					757				
					754	141799	C		
					951				
				9584/9584B			N		
				9581/9581B	775		N		
					775				
					753	183040			
				9592/9592B	753	183067	N		
				9592/9592B	753	183097	N		
				9592/9592B	753	183164	D/N		
				9592/9592B	753	183142	N		
				9592/9592B	753	184019	C/N		
			784/794	9582/9582B	757	141656	C		
					775				
				9583/9583B	775		N		
				9582/9582B	775		N		
					754	141788	B		
				9583/9583B	775		N		
					951		H		

					951				
				9581/9581B	757		N		
			784/794		757				
			784/794		757				
			784/794		757				

					952				
					754	141638	C		
					754	141291	C		
					757				
				9591/9591B	753	184004	C/N		
186061	N	7313020092171		9592/9592B	753	184036	C/N		Next generation Flush kit added
					754	141731	C		
				9593/9593B	753	184057	N		
					753	183057			
			784/794		757				
					753	183057			
			784/794	9582/9582B	757		N		
					753	183061			

		Roof type	Foot Evo	WingBar Evo	WingBar	SlideBar Evo	ProBar Evo	SquareBar Evo	SquareBar	Foot Edge - New	WingBar Edge Front - New	WingBar Edge Rear - New
Cee'd	5-dr Hatchback 07-11	Fixed Points	7112	961	891	390	7122	761				
Cee'd	3-dr Hatchback 12-	Fixed Points	7112	961	891	390	7122	761				
Cee'd	5-dr Hatchback 12-18	Fixed Points w/o Glass Roof	7112	961	891	390	7122	761				
Cee'd	5-dr Hatchback 12-18	Normal Roof	7113	969	892	391	7123	769				
Cee'd (SW)	5-dr Estate 12-18	Flush Rails	7106	7112	961	891	390	7122	761	7206	7213	7212
Cee'd (SW)	5-dr Estate 07-12	Raised Rails	7104	7112	961	891	390	7122	761			
Ceed	5-dr Hatchback 19-	Fixed Points	7112	961	891	390	7122	761				
Ceed Sportswagon	5-dr Estate, 19-	Flush Rails	7106	7112	961	891	390	7122	761	7206	7213	7213
Cerato	4-dr Sedan 04-09	Normal Roof	7112	961	891	390	7122	761				
Cerato	5-dr Hatchback 13-18	Normal Roof	7113	969	892	391	7123	769				
Cerato	5-dr Hatchback 19-	Normal Roof	7105	7113	969	892	391	7123	769	7205	7215	7214
Cerato (Mk III)	4-dr Sedan 13-18	Normal Roof	7105	7113	969	892	391	7123	769	7205	7215	7215
Cerato (Mk II)	4-dr Sedan 09-12	Normal Roof	7113	969	892	391	7123	769				
Clarus	5-dr Estate 98-01	Raised Rails	7104	7112	961	891	390	7122	761			
Forte	4-dr Sedan 08-13	Normal Roof	7113	969	892	391	7123	769				
Forte	4-dr Sedan 13-18	Normal Roof	7105	7113	969	892	391	7123	769	7205	7215	7215
Forte	4-dr Sedan 19-	Normal Roof	7105	7113	969	892	391	7123	769	7205	7215	7215
Grand Carnival	5-dr MPV 06-14	Raised Rails	7104	7112	961	891	390	7122	761			
Joice	5-dr MPV 00-02	Raised Rails	7104	7111	960	891	390	7121	760			
K3	4-dr Sedan 13-18	Normal Roof	7105	7113	969	892	391	7123	769	7205	7215	7215
K3	4-dr Sedan 18-	Normal Roof	7105	7113	969	892	391	7123	769	7205	7215	7215
K5	4-dr Sedan 11-15	Normal Roof	7114	962	892	391	7124	762				
K7	4-dr Sedan 11-	Normal Roof	7114	962	892	391	7124	762				
K9	4-dr Sedan 12-	Normal Roof	7114	962	892	391	7124	762				
Magentis	4-dr Sedan 06-10	Normal Roof	7113	969	892	391	7123	769				
Morning	5-dr Hatchback 17-	Normal Roof	7105	7112	961	891	390	7122	761	7205	7214	7213
Niro	5-dr SUV 16-	Flush Rails	7106	7112	961	891	390	7122	761	7206	7213	7213
Optima	4-dr Sedan 07-10	Normal Roof	7113	969	892	391	7123	769				
Optima	4-dr Sedan 11-15	Normal Roof	7114	962	892	391	7124	762				
Optima	4-dr Sedan 16-	Normal Roof	7105	7114	962	892	391	7124	762	7205	7215	7214
Optima Sportswagon	5-dr Estate 17-	Flush Rails	7106	7112	961	891	390	7122	761	7206	7213	7213
Picanto	5-dr Hatchback 04-10, 11-17	Normal Roof	7112	961	891	390	7122	761				
Picanto	5-dr Hatchback 11-17	Normal Roof	7112	961	891	390	7122	761				
Picanto	5-dr Hatchback 17-	Normal Roof	7105	7112	961	891	390	7122	761	7205	7214	7213
Pride	3-dr Hatchback 97-00	Raised Rails	7104	7111	960	891	390	7121	760			
Pride	5-dr Hatchback 97-00	Raised Rails	7104	7111	960	891	390	7121	760			
Pro cee'd	3-dr Hatchback 08-13	Fixed Points	7112	961	891	390	7122	761				
Pro cee'd	3-dr Hatchback 14-	Fixed Points w/o Glass Roof	7112	961	891	390	7122	761				
Proceed	5-dr Estate, 19-	Fixed Points w/o Glass Roof	7112	961	891	390	7122	761				
Quoris	4-dr Sedan 12-	Normal Roof	7114	962	892	391	7124	762				
Rio	5-dr Estate 02-05	Raised Rails	7104	7111	960	891	390	7121	760			
Rio (Mk II)	4-dr Sedan 05-11	Normal Roof	7113	969	892	391	7123	769				
Rio (Mk II)	5-dr Hatchback 05-11	Normal Roof	7113	969	892	391	7123	769				
Rio (Mk III)	5-dr Hatchback 12-17	Normal Roof	7105	7113	969	892	391	7123	769	7205	7214	7213
Rio (Mk IV)	5-dr Hatchback 17-	Normal Roof	7105	7113	969	892	391	7123	769	7205	7215	7214
Rondo	5-dr MPV 07-12	Flush Rails	7111	960	891	390	7121	760				
Rondo	5-dr MPV 13-	Flush Rails	7106	7113	969	892	391	7123	769	7206	7214	7214
Rondo	5-dr MPV 13-	Normal Roof	7114	962	892	391	7124	762				
Sedona	5-dr MPV 98-14	T-Profile	7112	961	891	390	7122	761				
Sedona	5-dr MPV 15-	Flush Rails	7113	969	892	391	7123	769				
Sedona	5-dr MPV 98-14	Raised Rails	7104	7112	961	891	390	7122	761			
Seltos	5-dr SUV 20-	Flush Rails	7112	961	891	390	7122	761				
Sorento	5-dr SUV 15-	Flush Rails	7106	7112	961	891	390	7122	761	7206	7214	7213
Sorento	5-dr SUV 15-	Flush Rails	7113	969	892	391	7123	769				
Sorento	5-dr SUV 02-09	Raised Rails	7104	7112	961	891	390	7122	761			
Sorento	5-dr SUV 10-15	Raised Rails	7104	7113	969	892	391	7123	769			
Soul (Mk I)	5-dr Hatchback 08-13	Normal Roof	7113	969	892	391	7123	769				
Soul (Mk I)	5-dr Hatchback 08-13	Raised Rails	7113	969	892	391	7123	769				
Soul (Mk II)	5-dr Hatchback 14-18	Fixed Points	7112	961	891	390	7122	761				
Soul (Mk II)	5-dr Hatchback 14-16	Flush Rails	7112	961	891	390	7122	761				

Kit Next Generation	Info Next Generation	EAN Code Next Generation	Smart Rack	WingBar Edge Rapid System	Foot + SR A Rapid System	Replaced Kit Rapid System	Info Rapid System	EAN Code Rapid System	Status - Only new cars
					753	183061			
				9594/9594B	753	183119	N		
				9594/9594B	753	183119	N		
					754	141693	D		
186037	D/N	7313020090184		9594/9594B	753	184031	N		Next generation Flush kit added
			784/794	9582/9582B	757		N		
				9594/9594B	753	183170	N		Added on existing kit
186064	N	7313020092119		9592/9592B	753	184092	N		Next generation Flush kit added
					754	141368	D		
					754	141693	D		
145221	N	7313020089584							Added on existing kit
145069	N	7313020086934							
					754	141579	C		
			784/794		757				
					754	141579	C		
145069	N	7313020086934							NEW kit
145162	N	7313020089034							NEW kit
			784/794	9582/9582B	757		N		
					757				
145069	N	7313020086934							
145162	N	7313020089034							NEW kit
					754	141629	C		
					754	141638	C		
					754	141709	C		
					754	141610	C		
145053	N	7313020083056							
186076	N	7313020092232		9592/9592B	753	184076	N		Next generation Flush kit added
					754	141610	C		
					754	141629	C		
145150	N	7313020082837							NEW kit
186073	D/N	7313020092195		9592/9592B	753	184069	N		Next generation Flush kit added
					754	141653	D		
145053	N	7313020083056			754	141653	D		
					757				
					757				
				9595/9595B	753	183061	N		
				9594/9594B	753	183119	N		
				9592/9592B	753	183170	N		Added on existing kit
					754	141709	C		
					757				
					754	141396	D		
					754	141396	D		
145140	N	7313020086941							
145052	N	7313020083049							
				9591/9591B	753	184004	C/N		
186061	N	7313020092171		9592/9592B	753	184036	C/N		Next generation Flush kit added
					754	141731	C		
					753	183057			
				9593/9593B	753	184057	N		
					757				
				9592/9592B	753	183181	N	7313020092584	NEW kit
186033	D/N	7313020090146							Next generation Flush kit added
				9595/9595B	753	184056	N		
				9581/9581B	775		N		
			785/795	9585/9585B	757		N		
					754	141524	B		
				9582/9582B	775		N		
				9592/9592B	753	183146	N		
				9592/9592B	753	184051	C/N		

KIA

		Roof type	Foot Evo	WingBar Evo	WingBar	SlideBar Evo	ProBar Evo	SquareBar Evo	SquareBar	Foot Edge - New	WingBar Edge Front - New	WingBar Edge Rear - New
Soul (Mk II)	5-dr Hatchback 17-18	Flush Rails	7112	961	891	390	7122	761				
Soul (Mk II) (With glass roof)	5-dr Hatchback 14-18	Normal Roof	7105	7114	962	892	391	7124	762	7205	7215	7215
Soul (Mk. III)	5-dr Hatchback 19-	Normal Roof	7105	7114	962	892	391	7124	762	7205	7215	7215
Soul EV	5-dr Hatchback 14-18	Normal Roof	7105	7114	962	892	391	7124	762	7205	7215	7215
Sportage	3-dr SUV 96-03	Normal Roof					390	7122	761			
Sportage	3-dr SUV 96-03	Raised Rails	7104	7112	961	891	390	7122	761			
Sportage (Mk I)	5-dr SUV 94-03	Normal Roof	7112	961	891	390	7122	761				
Sportage (Mk I)	5-dr SUV 96-03	Raised Rails	7104	7112	961	891	390	7122	761			
Sportage (Mk II)	5-dr SUV 04-10	Normal Roof	7112	961	891	390	7122	761				
Sportage (Mk II)	5-dr SUV 04-10	Raised Rails	7104	7112	961	891	390	7122	761			
Sportage (Mk III)	5-dr SUV 10-16	Flush Rails	7106	7112	961	891	390	7122	761	7206	7214	7213
Sportage (Mk III)	5-dr SUV 10-16	Normal Roof	7114	962	892	391	7124	762				
Sportage (Mk IV)	5-dr SUV 16-	Flush Rails	7106	7112	961	891	390	7122	761	7206	7214	7213
Sportage (Mk IV)	5-dr SUV 16-	Normal Roof	7105	7114	962	892	391	7124	762	7205	7215	7215
Stinger	5-dr Hatchback 18-	Normal Roof	7105	7114	962	892	391	7124	762	7205	7215	7215
Stonic	5-dr SUV 17-	Raised Rails	7113	969	892	391	7123	769				
Venga	5-dr Hatchback 10-	Normal Roof	7105	7114	962	892	391	7124	762	7205	7215	7214
XCeed	5-dr SUV 20-	Flush Rails	7106	7112	961	891	390	7122	761	7206	7213	7213

LADA

111	5-dr Estate 98-	Raised Rails	7104	7111	960	891	390	7121	760			
119	5-dr Hatchback 05-13 (F1)	Normal Roof		7112	961	891	390	7122	761			
2102 Nova	5-dr Estate 84-12	Raised Rails	7104	7112	961	891	390	7122	761			
2104	5-dr Estate 70-96	Rain Gutters						7122	761			
2104	5-dr Estate 97-12	Rain Gutters						7122	761			
2104 Nova	5-dr Estate 84-12	Raised Rails	7104	7112	961	891	390	7122	761			
2105 Nova	4-dr Sedan 80-96	Rain Gutters						7124	762			
2106	4-dr Sedan 70-01	Rain Gutters						7122	761			
2107	4-dr Sedan 70-01	Rain Gutters						7122	761			
2108 Samara	3-dr Hatchback 84-03	Rain Gutters						7121	760			
2109 Samara	5-dr Hatchback 87-04	Rain Gutters						7121	760			
21099 Samara	4-dr Sedan 90-04	Rain Gutters						7121	760			
2115 Samara	4-dr Sedan 00-13	Rain Gutters						7121	760			
2120 Nadezhda	5-dr MPV 98-06	Rain Gutters						7124	762			
2121 Niva	3-dr SUV 77-	Rain Gutters						7124	762			
2131 Niva	5-dr SUV 95-	Rain Gutters						7124	762			
Kalina 1119	5-dr Hatchback 05-13	Normal Roof	7112	961	891	390	7122	761				
Samara	4-dr Sedan 84-04	Rain Gutters						7124	762			

LANCIA

Beta	3-dr Hatchback 72-	Rain Gutters						7122	761			
Delta	5-dr Hatchback 08-14	Normal Roof, w/o Glass Roof	7114	962	892	391	7124	762				
Kappa	4-dr Sedan 95-00	Normal Roof	7112	961	891	390	7122	761				
Lybra	5-dr Estate 99-06	Raised Rails	7104	7112	961	891	390	7122	761			
Musa	5-dr MPV 04-12	Fixed Points w/o Glass Roof	7112	961	891	390	7122	761				
Musa	5-dr MPV 04-12	Raised Rails	7104	7113	969	892	391	7123	769			
Phedra	5-dr MPV 02-10	T-Profile	7113	969	892	391	7123	769				
Phedra	5-dr MPV 02-10	Normal Roof	7114	962	892	391	7124	762				
Thema	4-dr Sedan 11-	Normal Roof	7114	962	892	391	7124	762				
Voyager	5-dr MPV 08-15	Normal Roof	7115	963	893	392	7125	763				
Ypsilon	3-dr Hatchback 03-10	Normal Roof	7112	961	891	390	7122	761				
Ypsilon	5-dr Hatchback 11-	Normal Roof	7113	969	892	391	7123	769				
Zeta	5-dr MPV 94-01	T-Profile	7113	969	892	391	7123	769				

LAND ROVER

Defender 90/110/130	3-dr SUV 83-19	Rain Gutters						7125	763			
Defender 90/110/130	3-dr SUV 83-19	Rain Gutters, w/ High Roof						7125	763			
Defender 90/110/130	5-dr SUV 83-19	Rain Gutters						7125	763			
Defender 90/110/130	5-dr SUV 83-19	Rain Gutters, w/ High Roof						7125	763			
Defender	5-dr SUV 20-	Fixed Points	7113	969	892	391	7123	769				
Discovery	5-dr SUV 96-01	Raised Rails	7104	7114	962	892	391	7124	762			

Kit Next Generation	Info Next Generation	EAN Code Next Generation	Smart Rack	WingBar Edge Rapid System	Foot + SRA Rapid System	Replaced Kit Rapid System	Info Rapid System	EAN Code Rapid System	Status - Only new cars
				9592/9592B	753	184081	C/N		
145037	N	7313020082677							
145212	N	7313020091112							NEW kit
145037	N	7313020082677			754+774	141109			
			784/794		757				
					754	141109			
			784/794	9582/9582B	757		N		
					754	141109			
			784/794	9582/9582B	757		N		
186024	D/N	7313020089515		9595/9595B	753	184009	N		Next generation Flush kit added
					754	141640	C		
186013	N	7313020089881		9595/9595B	753	184062	N		Next generation Flush kit added
145050	N	7313020083957							
145081	N	7313020086637							NEW kit
				9584/9584B	775		N		
145133	N	7313020083827							NEW kit
186064	N	7313020092119		9592/9592B	753	184092	N	7313020080970	Next generation Flush kit added

					757				
					754	141359	C		
			784/794		757				
					951				
					951				
			784/794		757				
					951				
					951				
					951				
					951				
					951				
					951				
					951				
					951				
					951				
					951				
					951				
					754	141359	C		
					951				

					951				
					754	141500	C		
					754	141175			
			784/794		757				
					753	183004			
					775				
					753	183035			
					754	141313	D		
					754	141604	C		
					754	141470	D		
					754	141351	C		
					754	141678	D		
					753	183035			

					953				
					953				
					953				
					953				
					953				
					9595/9595B	753	183040	N	Added on existing kit
					757				

LAND ROVER

		Roof type	Foot Evo	WingBar Evo	WingBar	SlideBar Evo	ProBar Evo	SquareBar Evo	SquareBar	Foot Edge - New	WingBar Edge Front - New	WingBar Edge Rear - New
Discovery	5-dr SUV 02-03	Raised Rails	7104	7114	962	892	391	7124	762			
Discovery	5-dr SUV 04-	Raised Rails	7104	7113	969	892	391	7123	769			
Discovery Mk III	5-dr SUV 04-09	T-Profile		7113	969	892	391	7123	769			
Discovery Mk IV	5-dr SUV 09-17	T-Profile		7113	969	892	391	7123	769			
Discovery Mk V	5-dr SUV 17-	Flush Rails	7106	7114	962	892	391	7124	762	7206	7215	7215
Discovery Mk V	5-dr SUV 17-	Flush Rails		7113	969	892	391	7123	769			
Discovery Sport	5-dr SUV 15-	Normal Roof	7105	7114	962	892	391	7124	762	7205	7216	7215
Discovery Sport	5-dr SUV 15-	Raised Rails	7104	7114	962	892	391	7124	762			
Freelander	5-dr SUV 98-03	Raised Rails	7104	7111	960	891	390	7121	760			
Freelander	5-dr SUV 04-06	Raised Rails	7104	7111	960	891	390	7121	760			
Freelander 2	5-dr SUV 07-14	Normal Roof	7105	7114	962	892	391	7124	762	7205	7215	7215
Freelander 2	5-dr SUV 07-14	Raised Rails	7104	7112	961	891	391	7122	761			
Range Rover	5-dr SUV 95-01	Fixed Points		7112	961	891	390	7122	761			
Range Rover	5-dr SUV 02-12	Normal Roof		7115	963	893	392	7125	763			
Range Rover	5-dr SUV 95-01	Raised Rails	7104	7114	962	892	391	7124	762			
Range Rover Evoque	5-dr SUV 11-18	Normal Roof	7105	7114	962	892	391	7124	762	7205	7216	7215
Range Rover Evoque	5-dr SUV 19-	Normal Roof	7105	7114	962	892	391	7124	762	7205	7215	7215
Range Rover Sport	5-dr SUV 14-	Flush Rails	7106	7114	962	892	391	7124	762	7206	7215	7215
Range Rover Sport	5-dr SUV 04-13	Normal Roof	7105	7115	963	893	392	7125	763	7205	7216	7216
Range Rover Sport	5-dr SUV 14-	Normal Roof	7105	7115	963	893	393	7125	763	-	-	-
Range Rover Velar	5-dr SUV 17-	Flush Rails	7106	7113	969	892	391	7123	769	7206	7214	7214

LDV

MAXUS	4-dr Van 05-	Fixed Points		7115	963	893	393	7125	763			
-------	--------------	--------------	--	------	-----	-----	-----	------	-----	--	--	--

LEXUS

CT 200h	5-dr Hatchback 11-	Normal Roof		7112	961	891	390	7122	761			
ES 300	4-dr Sedan 02-06	Normal Roof		7114	962	892	391	7124	762			
ES-Series	4-dr Sedan 19-	Normal Roof	7105	7114	962	892	391	7124	762	7205	7215	7214
GS-Series	4-dr Sedan 12-	Normal Roof		7113	969	892	391	7123	769			
IS-Series (Mk III)	4-dr Sedan 13-17	Normal Roof		7113	969	892	391	7123	769			
IS-Series (Mk I)	4-dr Sedan 02-05	Normal Roof		7112	961	891	390	7122	761			
IS-Series (Mk II)	4-dr Sedan 05-12	Normal Roof		7113	969	892	391	7123	769			
LX-Series	5-dr SUV 16-	Flush Rails	7106	7113	969	892	391	7123	769	7206	7215	7214
NX-Series	5-dr SUV 15-	Flush Rails	7106	7113	969	892	391	7123	769	7206	7214	7213
NX-Series	5-dr SUV 15-	Flush Rails		7112	961	891	390	7122	761			
NX-Series	5-dr SUV 15-	Normal Roof		7114	962	892	391	7124	762			
RX 300 (MkI)	5-dr SUV 98-03	T-Profile		7113	969	892	391	7123	769			
RX 300/400 (MkII)	5-dr SUV 03-09	Normal Roof		7113	969	892	391	7123	769			
RX 300/400 (MkII)	5-dr SUV 03-09	Raised Rails	7104	7112	961	891	390	7122	761			
RX 350/450 (MkIII)	5-dr SUV 09-15	Normal Roof		7114	962	892	391	7124	762			
RX 350/450 (MkIII)	5-dr SUV 09-15	Raised Rails	7104	7112	961	891	390	7122	761			
RXL-Series	5-dr SUV 18-	Flush Rails	7106	7113	969	892	391	7123	769	7206	7214	7214
RX-Series	5-dr SUV 16-	Flush Rails	7106	7113	969	892	391	7123	769	7206	7214	7214
UX-Series	5-dr SUV, 19-	Flush Rails	7106	7111	960	891	390	7121	760	7206	7213	7212

LINCOLN

MKX	5-dr SUV 07-	Normal Roof		7114	962	892	391	7124	762			
-----	--------------	-------------	--	------	-----	-----	-----	------	-----	--	--	--

MAHINDRA

Bolero	5-dr SUV 00-	Rain Gutters						7125	763			
Goa	5-dr SUV 02-	Raised Rails	7104	7113	969	892	391	7123	769			

MARUTI

Omni	5-dr Bus 91-	Rain Gutters						7124	762			
------	--------------	--------------	--	--	--	--	--	------	-----	--	--	--

MAZDA

121	3-dr Hatchback 96-03	Normal Roof					390	7122	761			
121	5-dr Hatchback 96-03	Normal Roof		7112	961	891	390	7122	761			
2	5-dr Hatchback 07-14	Fixed Points		7111	960	891	390	7121	760			
2	5-dr Hatchback 02-07	Normal Roof		7112	961	891	390	7122	761			

Kit Next Generation	Info Next Generation	EAN Code Next Generation	Smart Rack	WingBar Edge Rapid System	Foot + SRA Rapid System	Replaced Kit Rapid System	Info Rapid System	EAN Code Rapid System	Status - Only new cars
					757				
					775		H		
				9593/9593B	753	183027	N		
				9593/9593B	753	183027	N		
186070	N	7313020092201							NEW kit
				9596/9596B	753	184080	N		
145213	N	7313020089133							NEW kit
					775				
					757				
					757				
145123	N	7313020084206	784/794	9582/9582B	757		N		
					751	183081	C		
					754	141274			
					775				
145012	N	7313020082608							
145222	N	7313020089577							NEW kit
186071	N	7313020092188			753	184039			NEW kit
145116	N	7313020084190							
145153		7313020084305							NEW kit
186075	N	7313020092300		9593/9593B	753	184088	N		Next generation Flush kit added
					751	183052	C		
					754	141636	B		
					754	141308	C		
145220	N	7313020089508							NEW kit
					754	141689	D		
					754	141735	D		
					754	141152			
					754	141426	D		
186044	N	7313020089560		9596/9596B	753	184072	D/N		Next generation Flush kit added
186044	N	7313020089560							Next generation Flush kit added
				9595/9595B	753	184060	N		
					754	141768	C		
					753	183040			
					754	141298	D		
				784/794	9582/9582B	757		N	
					754	141298	D		
				784/794	9582/9582B	757		N	
186044	N	7313020089560		9595/9595B	753	184072	N		Next generation Flush kit added
186044	N	7313020089560		9595/9595B	753	184072	N		Next generation Flush kit added
186044	N	7313020089560		9591/9591B	753	184072	N		Next generation Flush kit added
					754	141530	C		
					952				
				785/795	9583/9583B	757		N	
					951				
					754+774	141025	C		
					754	141025	C		
				9594/9594B	753	183069	N		
					754	141271	C		

MAZDA

		Roof type	Foot Evo	WingBar Evo	WingBar	SlideBar Evo	ProBar Evo	SquareBar Evo	SquareBar	Foot Edge - New	WingBar Edge Front - New	WingBar Edge Rear - New
3	4-dr Sedan 04-13	Fixed Points	7112	961	891	390	7122	761				
3	5-dr Hatchback 04-08	Fixed Points	7112	961	891	390	7122	761				
3	5-dr Hatchback 09-13	Fixed Points	7112	961	891	390	7122	761				
3	5-dr Hatchback 04-08	Normal Roof	7113	969	892	391	7123	769				
3	4-dr Sedan 04-09	Normal Roof	7113	969	892	391	7123	769				
3	4-dr Sedan 14-18	Normal Roof	7105	7114	962	892	391	7124	762	7205	7215	7215
3	5-dr Hatchback 14-18	Normal Roof	7105	7114	962	892	391	7124	762	7205	7215	7215
323	4-dr Sedan 98-00	Normal Roof	7112	961	891	390	7122	761				
323	4-dr Sedan 01-03	Normal Roof	7112	961	891	390	7122	761				
323	5-dr Estate 85-96	Rain Gutters						7122	761			
323 F	5-dr Hatchback 98-00	Normal Roof	7112	961	891	390	7122	761				
323 F	5-dr Hatchback 01-03	Normal Roof	7112	961	891	390	7122	761				
323 Familia	4-dr Sedan 98-00	Normal Roof	7112	961	891	390	7122	761				
323 Familia	4-dr Sedan 01-03	Normal Roof	7112	961	891	390	7122	761				
323 Protégé	4-dr Sedan 98-00	Normal Roof	7112	961	891	390	7122	761				
323 Protégé	4-dr Sedan 01-03	Normal Roof	7112	961	891	390	7122	761				
5	5-dr MPV 04-	Fixed Points	7112	961	891	390	7122	761				
5	5-dr MPV 04-	Raised Rails	7104	7112	961	891	390	7122	761			
6	4-dr Sedan 02-07	Fixed Points	7112	961	891	390	7122	761				
6	4-dr Sedan 08-12	Fixed Points	7112	961	891	390	7122	761				
6	5-dr Hatchback 02-07	Fixed Points	7112	961	891	390	7122	761				
6	5-dr Hatchback 08-12	Fixed Points	7112	961	891	390	7122	761				
6	4-dr Sedan 02-07	Normal Roof	7112	961	891	390	7122	761				
6	5-dr Estate 02-07	Normal Roof	7112	961	891	390	7122	761				
6	5-dr Hatchback 02-07	Normal Roof	7112	961	891	390	7122	761				
6	4-dr Sedan 13-	Normal Roof	7105	7114	962	892	391	7124	762	7205	7215	7215
6	5-dr Estate 13-	Normal Roof	7114	962	892	391	7124	762				
6	5-dr Estate 02-07	Raised Rails	7104	7112	961	891	390	7122	761			
6	5-dr Estate 07-12	Raised Rails	7104	7112	961	891	390	7122	761			
6	5-dr Estate 13-	Raised Rails	7104	7113	969	892	391	7123	769			
626	5-dr Estate 88-97	Raised Rails	7104	7111	960	891	390	7121	760			
626	5-dr Estate 98-02	Raised Rails	7104	7112	961	891	390	7122	761			
Atenza	4-dr Sedan 02-07 (JPN)	Fixed Points	7112	961	891	390	7122	761				
Atenza	5-dr Hatchback 02-07 (JPN)	Fixed Points	7112	961	891	390	7122	761				
Atenza	5-dr Estate 02- (JPN)	Raised Rails	7104	7112	961	891	390	7122	761			
Atenza MK II	4-dr Sedan 08-12 (JPN)	Fixed Points	7112	961	891	390	7122	761				
Atenza MK II	5-dr Hatchback 08-12 (JPN)	Fixed Points	7112	961	891	390	7122	761				
Atenza Sport Wagon	5-dr Estate 02-07 (JPN)	Normal Roof	7112	961	891	390	7122	761				
Axela	4-dr Sedan 04-13 (JPN)	Fixed Points	7112	961	891	390	7122	761				
Axela	5-dr Hatchback 04-13 (JPN)	Fixed Points	7112	961	891	390	7122	761				
Biante	5-dr MPV 08-	Fixed Points	7112	961	891	390	7122	761				
B-Series	2-dr Single Cab 98-06	Normal Roof	7112	961	891	390	7122	761				
B-Series	4-dr Double Cab 99-06	Normal Roof	7112	961	891	390	7122	761				
BT-50 (Mk I)	2-dr Single Cab 07-12	Normal Roof	7113	969	892	391	7123	769				
BT-50 (Mk. I)	4-dr Double Cab 07-12	Normal Roof	7113	969	892	391	7123	769				
BT-50 (Mk. I)	4-dr Extended Cab 07-12	Normal Roof	7113	969	892	391	7123	769				
BT-50 (Mk. II)	4-dr Super Cab 12-	Normal Roof	7105	7114	962	892	391	7124	762	7205	7215	7215
BT-50 (Mk. II)	2-dr Single Cab 12-	Normal Roof	7105	7114	962	892	391	7124	762	7205	7215	7215
Capella	5-dr Estate 98-02	Raised Rails	7104	7112	961	891	390	7122	761			
CX-3	5-dr SUV 15-	Normal Roof	7105	7113	969	892	391	7123	769	7205	7214	7214
CX-30	5-dr SUV 20-	Normal Roof	7105	7114	962	892	391	7124	762	7205	7215	7214
CX-5	5-dr SUV 12-17	Fixed Points	7112	961	891	390	7122	761				
CX-5	5-dr SUV 17-	Flush Rails	7106	7113	969	892	391	7123	769	7206	7214	7213
CX-5	5-dr SUV 17-	Normal Roof	7105	7114	962	892	391	7124	762	7205	7215	7214
CX-7	5-dr SUV 07-12	Fixed Points	7112	961	891	390	7122	761				
CX-8	5-dr SUV 18-	Flush Rails	7106	7112	961	891	390	7122	761	7206	7213	7213
CX-9	5-dr SUV 07-16	Fixed Points	7112	961	891	390	7122	761				
CX-9	5-dr SUV 16-	Flush Rails	7113	969	892	391	7123	769				
CX-9	5-dr SUV 16-	Normal Roof	7105	7115	963	893	392	7125	763	7205	7216	7215
Demio	5-dr Hatchback 07-14 (JPN)	Fixed Points	7111	960	891	390	7121	760				

Kit Next Generation	Info Next Generation	EAN Code Next Generation	Smart Rack	WingBar Edge Rapid System	Foot + SRA Rapid System	Replaced Kit Rapid System	Info Rapid System	EAN Code Rapid System	Status - Only new cars
				9592/9592B	753	183069	N		
				9592/9592B	753	183069	N		
				9592/9592B	753	183069	N		
					754	141326	D		
					754	141334	C		
145002	N	7313020082622							
145002	N	7313020082622							
					754	141110			
					754	141110			
					951				
					754	141110			
					754	141110			
					754	141110			
					754	141110			
					754	141110			
				9594/9594B	753	183080	N		
			784/794	9582/9582B	757		N		
				9591/9591B	753	183069	N		
				9592/9592B	753	183069	N		
				9591/9591B	753	183069	N		
				9592/9592B	753	183069	N		
					754	141302	D		
					754	141302	B		
					754	141302	D		
145249	N	7313020092720							Rapid kit phased out
					754	141736	C		
			784/794	9581/9581B	757		N		
			784/794	9581/9581B	757		N		
			785/795	9585/9585B	757		N		
					757				
			784/794		757				
				9591/9591B	753	183069	N		
				9591/9591B	753	183069	N		
			784/794		757				
				9592/9592B	753	183069	N		
				9592/9592B	753	183069	N		
					754	141302	B		
				9592/9592B	753	183069	N		
				9592/9592B	753	183069	N		
					753	183080			
					754	141292	C/L		
					754	141292	C		
					754	141292	C/L		
					754	141292	C		
145063	N	7313020083988							
145063	N	7313020083988							
			784/794		757				
145136	N	7313020082790							
145238	N	7313020091181							NEW kit
				9595/9595B	753	183069	N		
186074	N	7313020092218		9595/9595B	753	184084	N		Next generation Flush kit added
145079	N	7313020084053							
				9595/9595B	753	183069	N		
186090	N	7313020092812		9592/9592B	753	184096	N	7313020086408	Next generation Flush kit added
					753	183069	H		
					753	183160	N		
145068	N	7313020084039							
				9594/9594B	753	183069	N		

Roof Racks

MAZDA

		Roof type	Foot Evo	WingBar Evo	WingBar	SlideBar Evo	ProBar Evo	SquareBar Evo	SquareBar	Foot Edge - New	WingBar Edge Front - New	WingBar Edge Rear - New
Demio	5-dr Hatchback 02-07 (JPN)	Normal Roof	7112	961		891	390	7122	761			
Demio	5-dr Hatchback 96-02 (JPN)	Raised Rails	7104			891	390	7122	761			
Freestyle	4-dr Double Cab 98-12	Normal Roof	7112	961		891	390	7122	761			
MPV	5-dr MPV 06-	Fixed Points	7112	961		891	390	7122	761			
MPV	5-dr MPV 97-99	Raised Rails	7104	7112	961	891	390	7122	761			
MPV	5-dr MPV 99-06	Raised Rails	7104	7112	961	891	390	7122	761			
Premacy	5-dr MPV 04-17	Fixed Points	7112	961		891	390	7122	761			
Premacy	5-dr MPV 99-01	Raised Rails	7104	7112	961	891	390	7122	761			
Premacy	5-dr MPV 02-04	Raised Rails	7104	7112	961	891	390	7122	761			
Scrum	5-dr MPV 05- (JPN)	Rain Gutters						7123	769			

MERCEDES BENZ

A-Class (C169)	3-dr Hatchback 04-11	Fixed Points	7112	961	891	390	7122	761				
A-Class (W168)	5-dr Hatchback 98-00	Normal Roof	7112	961	891	390	7122	761				
A-Class (W168)	5-dr Hatchback 01-04	Normal Roof	7112	961	891	390	7122	761				
A-Class (W169)	3-dr Hatchback 04-12	Fixed Points	7112	961	891	390	7122	761				
A-Class (W169)	5-dr Hatchback 04-12	Fixed Points	7112	961	891	390	7122	761				
A-Class (W176)	5-dr Hatchback 12-18	Fixed Points	7112	961	891	390	7122	761				
A-Class (W177)	5-dr Hatchback 18-	Fixed Points	7112	961	891	390	7122	761				
B-Class (W245)	5-dr Hatchback 05-11	Fixed Points	7112	961	891	390	7122	761				
B-Class (W246)	5-dr Hatchback 11-18	Fixed Points	7112	961	891	390	7122	761				
B-Class (W247)	5-dr Hatchback, 19-	Fixed Points	7112	961	891	390	7122	761				
C-Class	2-dr Coupé 16-	Fixed Points	7111	960	891	390	7121	760				
C-Class (S205)	5-dr Estate 15-	Flush Rails	7106	7112	961	891	390	7122	761	7206	7213	7212
C-Class (W202)	4-dr Sedan 93-99	Normal Roof	7114	962	892	391	7124	762				
C-Class (W202)	5-dr Estate 93-99	Normal Roof	7114	962	892	391	7124	762				
C-Class (W202)	5-dr Estate 93-99	Raised Rails	7104	7112	961	891	390	7122	761			
C-Class (W203)	4-dr Sedan 00-03	Normal Roof	7113	969	892	391	7123	769				
C-Class (W203)	4-dr Sedan 04-06	Normal Roof	7113	969	892	391	7123	769				
C-Class (W203)	5-dr Estate 00-03	Raised Rails	7104	7112	961	891	390	7122	761			
C-Class (W203)	5-dr Estate 04-06	Raised Rails	7104	7112	961	891	390	7122	761			
C-Class (W204)	2-dr Coupé 11-15	Fixed Points w/o Glass Roof	7112	961	891	390	7122	761				
C-Class (W204)	4-dr Sedan 07-14	Fixed Points w/o Glass Roof	7112	961	891	390	7122	761				
C-Class (W204)	2-dr Coupé 11-15	Fixed Points, w/ Glass Roof	7112	961	891	390	7122	761				
C-Class (W204)	4-dr Sedan 07-14	Fixed Points, w/ Glass Roof	7112	961	891	390	7122	761				
C-Class (W204)	5-dr Estate 07-14	Raised Rails	7104	7112	961	891	390	7122	761			
C-Class (W205)	4-dr Sedan 14-	Fixed Points	7112	961	891	390	7122	761				
Citan	4-dr Van 13-	Fixed Points	7112	961	891	391	7122	761				
CLA (C117)	4-dr Coupé 13-18	Fixed Points	7112	961	891	390	7122	761				
CLA (C118)	4-dr Coupé 19-	Fixed Points	7112	961	891	390	7122	761				
CLA Shooting Brake (X117)	5-dr Estate 15-	Fixed Points	7112	961	891	390	7122	761				
CLA Shooting Brake (X118)	5-dr Estate 20-	Fixed Points	7112	961	891	390	7122	761				
CLC	2-dr Coupé 08-11	Normal Roof	7112	961	891	390	7122	761				
CLK W208	2-dr Coupé 97-02	Normal Roof	7112	961	891	390	7122	761				
CLS (C218)	4-dr Coupé 10-18	Fixed Points	7113	969	892	391	7123	769				
CLS Shooting Brake (X218)	5-dr Estate 12-18	Fixed Points	7113	969	892	391	7123	769				
E-Class (C207)	2-dr Coupé 09-16	Fixed Points	7112	961	891	390	7122	761				
E-Class (C207)	2-dr Coupé 09-16	Fixed Points, w/ Glass Roof	7112	961	891	390	7122	761				
E-Class (S213)	5-dr Estate, 16-	Flush Rails	7106	7112	961	891	390	7122	761	7206	7214	7213
E-Class (S213) All-Terrain	5-dr Estate, 16-	Flush Rails	7106	7112	961	891	390	7122	761	7206	7214	7213
E-Class (S213)	5-dr Estate, 16-	Flush Rails	7113	969	892	391	7123	769				
E-Class (S213) All-Terrain	5-dr Estate, 16-	Flush Rails	7113	969	892	391	7123	769				
E-Class (W210)	4-dr Sedan 95-01	Normal Roof	7114	962	892	391	7124	762				
E-Class (W210)	5-dr Estate 96-02	Raised Rails	7104	7112	961	891	390	7122	761			
E-Class (W211)	4-dr Sedan 02-09	Fixed Points	7112	961	891	390	7122	761				
E-Class (W211)	5-dr Estate 03-08	Raised Rails	7104	7113	969	892	391	7123	769			
E-Class (W212)	4-dr Sedan 09-16	Fixed Points	7113	969	892	391	7123	769				
E-Class (W212)	4-dr Sedan 09-16	Fixed Points, w/ Glass Roof	7112	961	891	390	7122	761				
E-Class (W212)	5-dr Estate 09-16	Raised Rails	7104	7113	969	892	391	7123	769			
E-Class (W213)	4-dr Sedan 16-	Fixed Points	7113	969	892	391	7123	769				

Kit Next Generation	Info Next Generation	EAN Code Next Generation	Smart Rack	WingBar Edge Rapid System	Foot + SRA Rapid System	Replaced Kit Rapid System	Info Rapid System	EAN Code Rapid System	Status - Only new cars
					754	141271	C		
			784/794		757				
					754	141292	C		
					753	183069			
			784/794		757				
			784/794		757				
				9594/9594B	753	183080	N		
			784/794		757				
			784/794		757				
					951				

					753	183066			
					754	141072	C		
					754	141072	C		
				9595/9595B	753	183066	N		
				9595/9595B	753	183066	N		
				9594/9594B	753	183117	N		
				9594/9594B	753	183173	N	7313020087122	
				9594/9594B	753	183066	N		
				9595/9595B	753	183116	N		
				9595/9595B	753	183173	N	7313020087122	Added on existing kit
					751	183136			
186017	N	7313020089461		9594/9594B	753	184055	N		Next generation Flush kit added
					754	141009	D		
					754	141009	D		
			784/794	9584/9584B	757		N		
					754	141204			
					754	141204			
			784/794	9584/9584B	757		N		
			784/794	9584/9584B	757		N		
				9594/9594B	753	183049	N		
				9595/9595B	753	183049	N		
				9591/9591B	753	183083	N		
				9592/9592B	753	183083	N		
			784/794	9585/9585B	757		N		
				9594/9594B	753	183136	N		
				9593/9593B	753	183021	H/N		
				9592/9592B	753	183125	N		
				9592/9592B	753	183125	N		Added on existing kit
				9594/9594B	753	183117	N		
				9594/9594B	753	183173	N		Added on existing kit
					754	141504	B		
					754	141092			
					751	183049			
					751	183049			
				9591/9591B	753	183049	N		
				9591/9591B	753	183083	N		
186017	N	7313020089461							Next generation Flush kit added
186017	N	7313020089461							Next generation Flush kit added
				9595/9595B	753	184055	N		
				9595/9595B	753	184055	N		
					754	141009	D		
			784/794	9582/9582B	757		N		
				9595/9595B	753	183026	N		
			785/795	9585/9585B	757		N		
				9595/9595B	753	183049	N		
				9595/9595B	753	183083	N		
			785/795	9585/9585B	757		N		
				9595/9595B	753	183154	N		

MERCEDES BENZ

		Roof type	Foot Evo	WingBar Evo	WingBar	SlideBar Evo	ProBar Evo	SquareBar Evo	SquareBar	Foot Edge - New	WingBar Edge Front - New	WingBar Edge Rear - New
EQC	5-dr SUV 20-	Fixed Points	7113	969	892	391	7123	769				
G-Class	5-dr SUV 19-	Fixed Points	7113	969	892	391	7123	769				
G-Class	5-dr SUV 79-18	Rain Gutters					7125	763				
GL (X164)	5-dr SUV 06-12	Raised Rails	7113	969	892	391	7123	769				
GL (X166)	5-dr SUV 13-16	Raised Rails	7104	7113	969	892	391	7123	769			
GLA	5-dr SUV 14-20	Flush Rails	7106	7112	961	891	390	7122	761	7206	7213	7213
GLA (H247)	5-dr SUV 20-	Flush Rails	7106	7113	969	892	391	7123	769	7206	7214	7213
GLB (X247)	5-dr SUV 20-	Raised Rails	7113	969	892	391	7123	769				
GLC	4-dr Coupé 17-	Fixed Points	7113	969	892	391	7123	769				
GLC	5-dr SUV 15-	Flush Rails	7106	7112	961	891	390	7122	761	7206	7213	7213
GLE (C292)	4-dr Coupé 15-	Fixed Points	7114	962	892	391	7124	762				
GLE (W166)	5-dr SUV 15-19	Raised Rails	7104	7114	962	892	391	7124	762			
GLE (W167)	5-dr SUV 19-	Raised Rails	7114	962	892	391	7124	762				
GLK	5-dr SUV 08-	Raised Rails	7113	969	892	391	7123	769				
GLS (X166)	5-dr SUV 16-19	Raised Rails	7104	7113	969	892	391	7123	769			
GLS (X167)	5-dr SUV 20-	Raised Rails	7114	962	892	391	7124	762				
M-Class (W163)	5-dr SUV 98-01	Raised Rails	7104	7114	962	892	391	7124	762			
M-Class (W163)	5-dr SUV 02-05	Raised Rails	7104	7114	962	892	391	7124	762			
M-Class (W164)	5-dr SUV 05-11	Raised Rails	7104	7113	969	892	391	7123	769			
M-Class (W166)	5-dr SUV 12-15	Raised Rails	7104	7114	962	892	391	7124	762			
R-Class (W251)	5-dr Estate 06-13	Fixed Points	7113	969	892	391	7123	769				
Sprinter	4-dr Van 95-05	Rain Gutters							766			
Sprinter H1	4-dr Van 06-	Fixed Points					393					
Sprinter H1	4-dr Van 06-	T-Profile					393					
Sprinter H2	4-dr Van 06-	Fixed Points	7115	963	893	392	7125	763				
Sprinter H2	4-dr Van 06-	T-Profile	7115	963	893	392	7125	763				
Vaneo	5-dr MPV 02-	Raised Rails	7104	7114	962	892	391	7124	762			
V-Class	5-dr MPV 15-	Fixed Points	7115	963	893	393	7125	763				
V-Class	4-dr Bus, 14-	T-Profile	7115	963	893	392	7125	763				
V-Class	5-dr MPV 97-14	Raised Rails	7104	7115	963	893	392	7125	763			
V-Class	5-dr Van 97-14	Raised Rails	7104	7115	963	893	392	7125	763			
V-Class	5-dr MPV 15-	Raised Rails	7104	7115	963	893	392	7125	763			
Viano	4-dr MPV 04-14	Fixed Points	7115	963	893	392	7125	763				
Viano	5-dr MPV 04-14	Fixed Points	7115	963	893	392	7125	763				
Viano	4-dr MPV 04-14	T-Profile	7115	963	893	392	7125	763				
Viano	5-dr MPV 04-14	T-Profile	7115	963	893	392	7125	763				
Viano	4-dr MPV 04-14	Raised Rails	7104	7115	963	893	392	7125	763			
Viano	5-dr MPV 04-14	Raised Rails	7104	7115	963	893	392	7125	763			
Viano Marco Polo	4-dr Bus 96-14	T-Profile	7115	963	893	393	7125	763				
Vito	4-dr MPV 15-	Fixed Points	7115	963	893	393	7125	763				
Vito	4-dr Van 04-14	Fixed Points	7115	963	893	393	7125	763				
Vito	4-dr Van 15-	Fixed Points	7115	963	893	393	7125	763				
Vito	4-dr Van 96-03	T-Profile	7115	963	893	393	7125	763				
Vito	4-dr Van 04-14	T-Profile	7115	963	893	393	7125	763				
Vito	4-dr MPV 15-	Raised Rails	7104	7115	963	893	392	7125	763			
Vito	4-dr Van 15-	Raised Rails	7104	7115	963	893	393	7125	763			
Vito	5-dr Bus 97-03	Raised Rails	7104	7115	963	893	392	7125	763			
Vito	5-dr Bus 04-14	Raised Rails	7104	7115	963	893	392	7125	763			
X-Class	4-dr Double Cab 18-	Normal Roof	7105	7115	963	893	392	7125	763	7205	7216	7216
X-Class	4-dr Double Cab 18-	Raised Rails	7113	969	892	391	7123	769				

MERCURY

Mountaineer	5-dr SUV 02-10	Raised Rails	7104	7112	961	891	390	7122	761			
-------------	----------------	--------------	------	------	-----	-----	-----	------	-----	--	--	--

MG

GS	5-dr SUV 18-	Raised Rails	7104	7112	961	891	390	7122	761			
ZR	3-dr Hatchback 02-05	Normal Roof		7112	961	891	390	7122	761			
ZR	5-dr Hatchback 02-05	Normal Roof		7112	961	891	390	7122	761			
ZS	4-dr Sedan 02-05	Normal Roof		7112	961	891	390	7122	761			
ZS	5-dr Hatchback 02-05	Normal Roof		7112	961	891	390	7122	761			
ZS	5-dr SUV 18-	Raised Rails	7104	7112	961	891	390	7122	761			

Kit Next Generation	Info Next Generation	EAN Code Next Generation	Smart Rack	WingBar Edge Rapid System	Foot + SRA Rapid System	Replaced Kit Rapid System	Info Rapid System	EAN Code Rapid System	Status - Only new cars
				9595/9595B	753	183178	N	7313020093796	NEW kit
					753	183176			NEW kit
					952				
			785/795	9585/9585B	775		N		
			785/795	9583/9583B	757		N		
186042	N	7313020090238		9594/9594B	753	184049	N		Next generation Flush kit added
186098	N	7313020092942							NEW kit
				9585/9585B	775				
				9595/9595B	753	183159			
186020	N	7313020089478		9594/9594B	753	184068	N		Next generation Flush kit added
					753	183152			
					757				
					775				
			785/795	9585/9585B	775		N		
			785/795	9583/9583B	757		N		
					775				
					757				
					757				
			785/795	9583/9583B	757		N		
				9594/9594B	753	183038	N		
					952				
					753	183032			
					753	183032			
					753	183032			
					753	183062			
					757				
					753	183029			
					753	183084	C		Added on existing kit
					775				
					757				
					753	183029			
					753	183029			
					753	183084			
					753	183084			
					757				
					757				
					753	183084			
					753	183029			
					753	183029			
					753	183084			
					753	183084			
					757				
					775				
					775				
145004	N	7313020083889							
			785/795	9583/9583B	775		N		
					775				
					754	141044	C		
					754	141044	C		
					754	141045	D		
					754	141045	D		

MG

		Roof type	Foot Evo	WingBar Evo	WingBar	SlideBar Evo	ProBar Evo	SquareBar Evo	SquareBar	Foot Edge - New	WingBar Edge Front - New	WingBar Edge Rear - New
ZT	4-dr Sedan 01-05	Normal Roof	7114	962	892	391	7124	762				
ZT-T	5-dr Estate 02-05	Raised Rails	7104	7112	961	891	390	7122	761			

MINI

(F55)	5-dr Hatchback 14-	Flush Rails	7106	7111	960	891	390	7121	760	7206	7212	7212
(F56)	3-dr Hatchback 14-	Flush Rails	7106	7111	960	891	390	7121	760	7206	7212	7212
Clubman	5-dr Hatchback 16-	Normal Roof	7105	7112	961	891	390	7122	761	7205	7214	7214
Clubman	4-dr Hatchback 08-14	Raised Rails	7104	7111	960	891	390	7121	760			
Clubman (F54)	5-dr Hatchback 16-	Flush Rails	7106	7111	960	891	390	7121	760	7206	7213	7213
Clubman (F54)	5-dr Hatchback 16-	Flush Rails	7112	961	891	390	7122	761				
Clubvan	4-dr Van 13-13	Raised Rails	7104	7111	960	891	390	7121	760			
Cooper	5-dr Hatchback 14-	Normal Roof	7105	7112	961	891	390	7122	761	7205	7213	7213
Cooper (MKI)	3-dr Hatchback 01-06	Normal Roof					390	7122	761			
Cooper (MkII)	3-dr Hatchback 07-14	Normal Roof					390	7122	761			
Countryman (F60)	5-dr SUV 17-	Raised Rails	7112	961	891	390	7122	761				
Countryman (R60)	5-dr SUV 10-16	Flush Rails	7106	7112	961	891	390	7122	761	7206	7213	7213
Paceman (R61)	3-dr SUV 13-16	Flush Rails	7112	961	891	390	7122	761				

MITSUBISHI

Airtrek	5-dr SUV 03-08 (S. AMERICA)	Raised Rails	7104	7112	961	891	390	7122	761			
ASX	5-dr SUV 10-	Fixed Points	7112	961	891	390	7122	761				
ASX	5-dr SUV 10-	Flush Rails	7106	7113	969	892	391	7123	769	7206	7214	7213
Attrage	4-dr Sedan 13-	Normal Roof	7113	969	892	391	7123	769				
Carisma	4-dr Sedan 97-05	Fixed Points	7111	960	891	390	7121	760				
Challenger	5-dr SUV 16-	Flush Rails	7112	961	891	390	7122	761				
Challenger	5-dr SUV 98-05	Normal Roof	7114	962	892	391	7124	762				
Challenger	5-dr SUV 99-16	Raised Rails	7104	7111	960	891	390	7121	760			
Chariot	5-dr MPV 92-96	Raised Rails	7104	7112	961	891	390	7122	761			
Chariot Grandis	5-dr MPV 97-03	Raised Rails	7104	7112	961	891	390	7122	761			
Colt	3-dr Hatchback 96-03	Fixed Points	7111	960	891	390	7121	760				
Colt	5-dr Hatchback 04-12	Normal Roof	7113	969	892	391	7123	769				
Delica	5-dr MPV 07-	Normal Roof	7115	963	893	392	7125	763				
Dingo	5-dr MPV 99-01	Raised Rails	7104	7112	961	891	390	7122	761			
Eclipse Cross	5-dr SUV 18-	Flush Rails	7106	7113	969	892	391	7123	769	7206	7214	7214
eK X	5-dr SUV 19-	Raised Rails	7104	7111	960	891	390	7121	760			
Emeraude	4-dr Sedan 96-05	Normal Roof	7112	961	891	390	7122	761				
Endeavor	5-dr SUV 06-11	Raised Rails	7104	7114	962	892	391	7124	762			
Eterna	4-dr Sedan 96-05	Normal Roof	7112	961	891	390	7122	761				
Galant	4-dr Sedan 93-96	Fixed Points	7111	960	891	390	7121	760				
Galant	5-dr Hatchback 93-96	Fixed Points	7111	960	891	390	7121	760				
Galant	4-dr Sedan 97-05	Normal Roof	7112	961	891	390	7122	761				
Galant	5-dr Estate 97-02	Raised Rails	7104	7111	960	891	390	7121	760			
Galopper	3-dr SUV 99-03	Rain Gutters						7125	763			
Galopper	5-dr SUV 99-03	Rain Gutters						7125	763			
Grandis	5-dr MPV 03-11	Normal Roof	7114	962	892	391	7124	762				
Grandis	5-dr MPV 03-11	Raised Rails	7104	7112	961	891	390	7122	761			
i-MiEV	5-dr Hatchback 10-	Normal Roof	7113	969		391	7123	769				
L300	5-dr Van 81-02	Rain Gutters						7124	762			
L200	2-dr Club Cab 16-	Fixed Points	7112	961	891	391	7122	761				
L200	4-dr Double Cab 15-	Fixed Points	7112	961	891	391	7122	761				
L200	2-dr Extended Cab 96-05	Normal Roof	7114	962	892	391	7124	762				
L200	2-dr Single Cab 96-05	Normal Roof	7114	962	892	391	7124	762				
L200	4-dr Double Cab 96-05	Normal Roof	7114	962	892	391	7124	762				
L200 (KB4T)	4-dr Double Cab 05-15	Normal Roof	7105	7113	969	892	391	7123	769	7205	7215	7214
Lancer	4-dr Sedan 08-	Fixed Points	7112	961	891	390	7122	761				
Lancer	5-dr Hatchback 08-	Fixed Points	7112	961	891	390	7122	761				
Lancer	4-dr Sedan 96-03	Fixed Points	7111	960	891	390	7121	760				
Lancer	4-dr Sedan 00-03	Normal Roof	7113	969	892	391	7123	769				
Lancer	4-dr Sedan 04-07	Normal Roof	7113	969	892	391	7123	769				
Lancer	5-dr Estate 00-03	Normal Roof	7113	969	892	391	7123	769				

Kit Next Generation	Info Next Generation	EAN Code Next Generation	Smart Rack	WingBar Edge Rapid System	Foot + SR A Rapid System	Replaced Kit Rapid System	Info Rapid System	EAN Code Rapid System	Status - Only new cars
			784/794		754	141154			
					757				

186039	D/N	7313020090207			753	184020			Next generation Flush kit added
186039	D/N	7313020090207			753	184020			Next generation Flush kit added
145006	N	7313020083902							
					757				
186039	D/N	7313020090207							Next generation Flush kit added
				9594/9594B	753	184020	N		
					757		C		
145005	N	7313020083896					C		
					754+774	141366	C		
					754+774	141366	C		
			784/794	9582/9582B	775		N		
186039	D/N	7313020090207		9591/9591B	753	184020	N		Next generation Flush kit added
				9592/9592B	753	184020	N		

					775				
				9595/9595B	753	183093	N		
186003	N	7313020089799		9595/9595B	753	184017	N		Next generation Flush kit added
					754	141696	B		
					751	183081	C		
				9592/9592B	753	184065	N		
					754	141236			
				9581/9581B	757		N		
			784/794		757				
			784/794		757				
					751	183081	C		
					754	141356	C		
					754	141485	C		
			784/794		757				
186072	N	7313020092294		9593/9593B	753	184065	N		Next generation Flush kit added
	A			9581/9581B			N		
					754	141049	C		
				9583/9583B	775		N		
					754	141049	C		
					751	183081	C		
					754	141049	C		
					757				
					952				
					952				
					754	141333	D		
			784/794		757				
					754	141682	B		
					952				
				9594/9594B	753	183144	N/H		
				9594/9594B	753	183144	N		
					754	141116			
					754	141116	A/L		
					754	141116			
145131	N	7313020084244							
				9594/9594B	753	183071	N		
				9594/9594B	753	183071	N		
					751	183081	C		
					754	141239	D		
					754	141239	D		
					754	141239	D		

MITSUBISHI

		Roof type	Foot Evo	WingBar Evo	WingBar	SlideBar Evo	ProBar Evo	SquareBar Evo	SquareBar	Foot Edge - New	WingBar Edge Front - New	WingBar Edge Rear - New
Lancer	5-dr Estate 04-07	Normal Roof	7113	969	892	391	7123	769				
Lancer	4-dr Sedan 08-	Normal Roof	7113	969	892	391	7123	769				
Lancer	5-dr Hatchback 08-	Normal Roof	7113	969	892	391	7123	769				
Lancer	5-dr Estate 93-96	Raised Rails	7104	7111	960	891	390	7121	760			
Lancer EVO	4-dr Sedan 08-	Fixed Points	7112	961	891	390	7122	761				
Lancer EVO	4-dr Sedan 08- (JPN)	Normal Roof	7113	969	892	391	7123	769				
Lancer EVO VII	4-dr Sedan 00-03	Normal Roof	7114	962	892	391	7124	762				
Legnum	5-dr Estate 97-05	Raised Rails	7104	7111	960	891	390	7121	760			
Libero	5-dr Estate 99-05	Raised Rails	7104	7112	961	891	390	7122	761			
Mirage	5-dr Hatchback 13-	Normal Roof	7113	969		391	7123	769				
Montero	5-dr SUV 99-06	Normal Roof	7114	962	892	391	7124	762				
Montero	3-dr SUV 99-06	Raised Rails	7104	7114	962	892	391	7124	762			
Montero	5-dr SUV 99-06	Raised Rails	7104	7114	962	892	391	7124	762			
Nimbus	5-dr MPV 98-03	Raised Rails	7104	7112	961	891	390	7122	761			
Outlander (MK II)	5-dr SUV 05-12	Normal Roof	7114	962	892	391	7124	762				
Outlander (MK II)	5-dr SUV 06-12	Raised Rails	7113	969	892	391	7123	769				
Outlander (Mk III)	5-dr SUV 13-	Fixed Points	7113	969	892	391	7123	769				
Outlander (Mk III)	5-dr SUV 13-	Flush Rails	7106	7113	969	892	391	7123	769	7206	7214	7214
Pajero	5-dr SUV 99-06	Normal Roof	7114	962	892	391	7124	762				
Pajero	3-dr SUV 91-98	Raised Rails	7104	7112	961	891	390	7122	761			
Pajero	3-dr SUV 99-04	Raised Rails	7104	7112	961	891	390	7122	761			
Pajero	3-dr SUV 05-06	Raised Rails	7104	7113	969	892	391	7123	769			
Pajero	3-dr SUV 07-	Raised Rails	7104	7113	969	892	391	7123	769			
Pajero	3-dr SUV 91-00 (S. AMERICA)	Raised Rails	7104	7114	962	892	391	7124	762			
Pajero	5-dr SUV 91-98	Rain Gutters						7125	763			
Pajero	5-dr SUV 91-98	Raised Rails	7104	7112	961	891	390	7122	761			
Pajero	5-dr SUV 99-04	Raised Rails	7104	7112	961	891	390	7122	761			
Pajero	5-dr SUV 05-06	Raised Rails	7104	7113	969	892	391	7123	769			
Pajero	5-dr SUV 07-	Raised Rails	7104	7113	969	892	391	7123	769			
Pajero	5-dr SUV 91-00 (S. AMERICA)	Raised Rails	7104	7114	962	892	391	7124	762			
Pajero Dakar	5-dr SUV 09- (S. AMERICA)	Raised Rails	7104	7111	960	891	390	7121	760			
Pajero Full	5-dr SUV 00- (S. AMERICA)	Normal Roof	7114	962	892	391	7124	762				
Pajero Full	5-dr SUV 06- (S. AMERICA)	Raised Rails	7104	7113	969	892	391	7123	769			
Pajero iO	5-dr SUV 98-07	Raised Rails	7104	7112	961	891	390	7122	761			
Pajero Pinin	5-dr SUV 00-06	Raised Rails	7104	7112	961	891	390	7122	761			
Pajero Sport	5-dr SUV 16-	Flush Rails	7106	7112	961	891	390	7122	761	7206	7213	7213
Pajero Sport	5-dr SUV 98-06	Normal Roof	7114	962	892	391	7124	762				
Pajero Sport	5-dr SUV 98-06	Raised Rails	7104	7112	961	891	390	7122	761			
Pajero Sport	5-dr SUV 06-08 (S. AMERICA)	Raised Rails	7104	7113	969	892	391	7123	769			
Pajero Sport	5-dr SUV 09-16	Raised Rails	7104	7111	960	891	390	7121	760			
Pajero TR4	5-dr SUV 06-09 (S. AMERICA)	Raised Rails	7104	7113	969	892	391	7123	769			
Pajero TR4	5-dr SUV 10- (S. AMERICA)	Raised Rails	7104	7113	969	892	391	7123	769			
RVR	5-dr MPV 92-97 (CANADA)	Raised Rails	7104	7112	961	891	390	7122	761			
Sigma	5-dr Estate 93-96	Raised Rails	7104	7111	960	891	390	7121	760			
Space Runner	5-dr MPV 92-	Raised Rails	7104	7112	961	891	390	7122	761			
Space Star	5-dr Hatchback 13-	Normal Roof	7113	969		391	7123	769				
Space Star	5-dr MPV 98-01	Raised Rails	7104	7112	961	891	390	7122	761			
Space Star	5-dr MPV 02-05	Raised Rails	7104	7112	961	891	390	7122	761			
Space Wagon	5-dr MPV 91-97	Raised Rails	7104	7112	961	891	390	7122	761			
Space Wagon	5-dr MPV 97-03	Raised Rails	7104	7112	961	891	390	7122	761			
Triton	2-dr Club Cab 16-	Fixed Points	7112	961	891	391	7122	761				
Triton	4-dr Double Cab 15-	Fixed Points	7112	961	891	391	7122	761				
Triton	2-dr Extended Cab 96-05	Normal Roof	7114	962	892	391	7124	762				
Triton	2-dr Single Cab 96-05	Normal Roof	7114	962	892	391	7124	762				
Triton	4-dr Double Cab 96-05	Normal Roof	7114	962	892	391	7124	762				
Triton (KB4T)	4-dr Double Cab 05-15	Normal Roof	7105	7113	969	892	391	7123	769	7205	7215	7214
Xpander	5-dr MPV 19-	Normal Roof	7105	7114	962	892	391	7124	762	7205	7215	7215

Kit Next Generation	Info Next Generation	EAN Code Next Generation	Smart Rack	WingBar Edge Rapid System	Foot + SRA Rapid System	Replaced Kit Rapid System	Info Rapid System	EAN Code Rapid System	Status - Only new cars
					754	141239	D		
					754	141477	C		
					754	141477	C		
					757				
				9594/9594B	753	183071	N		
					754	141477	C		
					754	141239	D		
					757				
			784/794		757				
					754	141696	B		
					754	141182			
					757				
			784/794		757				
					754	141409	C		
			785/795	9583/9583B	775		N		
				9595/9595B	753	183128	N		
186016	N	7313020089898		9595/9595B	753	184030	N		Next generation Flush kit added
					754	141182			
			784/794		757				
			785/795		757				
			785/795	9583/9583B	757		N		
			785/795	9583/9583B	757		N		
					757				
					952				
			784/794		757				
			784/794		757				
			785/795	9583/9583B	757		N		
			785/795	9583/9583B	757		N		
					757				
				9581/9581B	775		N		
					754	141182			
			785/795		775				
			784/794		757				
			784/794	9582/9582B	757		N		
186072	N	7313020092294		9592/9592B	753	184065	N		Next generation Flush kit added
					754	141236			
			784/794		757				
			785/795		775				
				9581/9581B	775		N		
			785/795		775				
			784/794		757				
			784/794		757				
			784/794		757				
			784/794		757				
				9594/9594B	753	183144	N/H		
				9594/9594B	753	183144	N		
					754	141116			
					754	141116	A/L		
					754	141116			
145131	N	7313020084244							
145217	N	7313020089430							NEW kit

Roof Racks

NISSAN

		Roof type	Foot Evo	WingBar Evo	WingBar	SlideBar Evo	ProBar Evo	SquareBar Evo	SquareBar	Foot Edge - New	WingBar Edge Front - New	WingBar Edge Rear - New
AD	5-dr Van 00-06 (JPN)	Normal Roof	7111	960	891	390	7121	760				
Almera	3-dr Hatchback 00-06	Normal Roof				390	7122	761				
Almera	4-dr Sedan 00-06	Normal Roof	7112	961	891	390	7122	761				
Almera	5-dr Hatchback 00-06	Normal Roof	7112	961	891	390	7122	761				
Almera	5-dr Estate 99-03	Raised Rails	7104	7112	961	891	390	7122	761			
Almera (N17)	4-dr Sedan 12-	Normal Roof	7112	961	891	390	7122	761				
Almera Tino	5-dr MPV 02-06	Normal Roof	7112	961	891	390	7122	761				
Altima	4-dr Sedan, 13-18	Normal Roof	7105	7113	969	892	391	7123	769	7205	7215	7214
Bluebird	4-dr Sedan 96-01 (ASIA)	Normal Roof	7112	961	891	390	7122	761				
Bluebird Sylphy	4-dr Sedan 00-06	Normal Roof	7112	961	891	390	7122	761				
Cefiro	4-dr Sedan 99-03	Normal Roof	7112	961	891	390	7122	761				
Cefiro	5-dr Estate 97-03	Raised Rails	7104	7114	962	892	391	7124	762			
Cube	5-dr MPV 98-01	Normal Roof	7112	961	891	390	7122	761				
Cube	5-dr MPV 02-08	Normal Roof	7115	963	893	392	7125	763				
Cube	5-dr MPV 09-	Normal Roof	7115	963	893	392	7125	763				
Dualis	5-dr SUV 07-13 (JPN)	Normal Roof	7114	962	892	391	7124	762				
Elgrand	5-dr MPV 02-09	Normal Roof	7114	962	892	391	7124	762				
Elgrand	5-dr MPV 10-	Normal Roof	7114	962	892	391	7124	762				
Frontier	4-dr Double Cab, 05-15	Normal Roof	7105	7114	962	892	391	7124	762	7205	7215	7215
Grand Livina	5-dr MPV 09-	Raised Rails	7104	7112	961	891	390	7122	761			
Homy	5-dr Van 96-96	Rain Gutters					7125	763				
Interstar (Mk II)	4-dr Van 02-10	Fixed Points	7115	963	893	393	7125	763				
Interstar (Mk II)	5-dr Van 02-10	Fixed Points	7115	963	893	393	7125	763				
Interstar (Mk II)	4-dr Van 10-	Fixed Points	7114	962	892	392	7124	762				
Juke (Mk. I)	5-dr SUV 10-19	Normal Roof	7105	7112	961	891	390	7122	761	7205	7214	7214
Juke (Mk. II)	5-dr SUV 20-	Normal Roof	7105	7112	961	891	390	7122	761	7205	7214	7214
Kicks	5-dr SUV 16-	Fixed Points	7111	960	891	390	7121	760				
King Cab	2-dr Extended Cab 86-97	Normal Roof	7114	962	892	391	7124	762				
King Cab	2-dr Extended Cab 98-01	Normal Roof	7114	962	892	391	7124	762				
King Cab	2-dr Extended Cab 02-05	Normal Roof	7114	962	892	391	7124	762				
King Cab	2-dr Single Cab 86-97	Normal Roof	7114	962	892	391	7124	762				
King Cab	2-dr Single Cab 98-01	Normal Roof	7114	962	892	391	7124	762				
King Cab	2-dr Single Cab 02-05	Normal Roof	7114	962	892	391	7124	762				
King Cab	4-dr Double Cab 89-97	Normal Roof	7114	962	892	391	7124	762				
King Cab	4-dr Double Cab 98-01	Normal Roof	7114	962	892	391	7124	762				
King Cab	4-dr Double Cab 02-05	Normal Roof	7114	962	892	391	7124	762				
King Cab	4-dr Double Cab 05-15	Normal Roof	7114	962	892	391	7124	762				
King Cab	4-dr Extended Cab 05-15	Normal Roof	7114	962	892	391	7124	762				
Kubistar	5-dr Van 97-09	Fixed Points	7111	960	891	390	7121	760				
Lafesta	5-dr MPV 11- (JPN)	Fixed Points	7112	961	891	390	7122	761				
Lafesta	5-dr MPV 04- (JPN)	Raised Rails	7104	7113	969	892	391	7123	769			
Leaf	5-dr Hatchback 10-17	Normal Roof	7105	7113	969	892	391	7123	769	7205	7215	7214
Leaf	5-dr Hatchback 18-	Normal Roof	7105	7113	969	892	391	7123	769	7205	7215	7214
Livina	5-dr MPV 07-13	Normal Roof	7113	969	892	391	7123	769				
Livina	5-dr MPV 07-13	Raised Rails	7104		891	390	7121	760				
Livina X-Gear	5-dr MPV 09- (S. AMERICA)	Raised Rails	7104	7111	960	891	390	7121	760			
March	3-dr Hatchback 93-02	Normal Roof	7111	960	891	390	7121	760				
March	5-dr Hatchback 93-02	Normal Roof	7111	960	891	390	7121	760				
March	3-dr Hatchback 03-07	Normal Roof				390	7122	761				
March	3-dr Hatchback 08-10	Normal Roof				390	7122	761				
March	5-dr Hatchback 03-07	Normal Roof	7112	961	891	390	7122	761				
March	5-dr Hatchback 08-10	Normal Roof	7112	961	891	390	7122	761				
March K13	5-dr Hatchback 10-16	Normal Roof	7112	961	891	390	7122	761				
March K13	5-dr Hatchback 10-16	Normal Roof	7105	7111	960	891	390	7121	760	7205	7213	7212
Maxima	4-dr Sedan 00-03	Normal Roof	7112	961	891	390	7122	761				
Micra	5-dr Hatchback 17-	Normal Roof	7105	7113	969	892	391	7123	769	7205	7214	7214
Micra K11	3-dr Hatchback 93-99	Normal Roof	7111	960	891	390	7121	760				
Micra K11	3-dr Hatchback 00-02	Openable Rear Window	7111	960	891	390	7121	760				
Micra K11	5-dr Hatchback 93-99	Normal Roof	7111	960	891	390	7121	760				
Micra K11	5-dr Hatchback 00-02	Normal Roof	7111	960	891	390	7121	760				

Kit Next Generation	Info Next Generation	EAN Code Next Generation	Smart Rack	WingBar Edge Rapid System	Foot + SRA Rapid System	Replaced Kit Rapid System	Info Rapid System	EAN Code Rapid System	Status - Only new cars
					754	141164	C		
					754+774	141197	C		
					754	141197	C/H		
					754	141197	C		
			784/794		757				
					754	141744	C		
					754	141295	D		
145104	N	7313020084138							NEW kit
					754	141023			
					754	141197	C		
					754	141157			
					757				
					754	141124	C		
					754	141336	A		
					754	141570	B		
					754	141454	D		
					754	141282	C		
					754	141628	C		
145160	N	7313020086545							NEW kit
			784/794		757				
					952				
					753	183045			
					753	183045			
					753	183096			
145098	N	7313020083513							
145251	N	7313020092140							NEW kit
				9591/9591B	753	183163	N		
					754	141086	A		
					754	141086	A		
					754	141086	A		
					754	141086	A/L		
					754	141086	A/L		
					754	141086	A/L		
					754	141086			Rapid kit phased out
					754	141086			Rapid kit phased out
					753	183021			
			785/795		757				
9594/9594B					753	183080	N		
145127	N	7313020082769							
145127	N	7313020082769							NEW kit
					754	141399	B		
					775				
					757				
					754	141108			
					754	141108			
					754+774	141300	C		
					754+774	141300	C		
					754	141300	D		
					754	141300	D		
									Rapid kit phased out
145169	N	7313020086835							NEW kit
					754	141157			
145073	N	7313020082967							NEW kit
					754	141108			
					754	141108			
					754	141108			
					754	141108			

NISSAN

		Roof type	Foot Evo	WingBar Evo	WingBar	SlideBar Evo	ProBar Evo	SquareBar Evo	SquareBar	Foot Edge - New	WingBar Edge Front - New	WingBar Edge Rear - New
Micra K12	3-dr Hatchback 03-07	Normal Roof					390	7122	761			
Micra K12	3-dr Hatchback 08-10	Normal Roof					390	7122	761			
Micra K12	5-dr Hatchback 03-07	Normal Roof		7112	961	891	390	7122	761			
Micra K12	5-dr Hatchback 08-10	Normal Roof		7112	961	891	390	7122	761			
Micra K13	5-dr Hatchback 10-16	Normal Roof		7112	961	891	390	7122	761			
Micra K13	5-dr Hatchback 10-16	Normal Roof	7105	7111	960	891	390	7121	760	7205	7213	7212
Mistral	3-dr Hatchback 93-02	Normal Roof					390	7123	769			
Mistral	3-dr Hatchback 03-02	Normal Roof					390	7123	769			
Mistral	5-dr Hatchback 93-02	Normal Roof		7112	961	891	390	7122	761			
Mistral	5-dr Hatchback 03-06	Normal Roof		7112	961	891	390	7122	761			
Murano	5-dr SUV 03-14	Raised Rails	7104	7113	969	892	391	7123	769			
Navara (D23)	4-dr Double Cab 15-	Normal Roof	7105	7114	962	892	391	7124	762	7205	7215	7215
Navara (D23)	4-dr Double Cab 15-	Raised Rails		7113	969	892	391	7123	769			
Navara (D40)	4-dr Double Cab 05-15	Normal Roof	7105	7114	962	892	391	7124	762	7205	7215	7215
Navara (D40)	4-dr Double Cab 05-15	Raised Rails		7112	961	891	390	7122	761			
Note I (E11)	5-dr MPV 05-13	Normal Roof		7113	969	892	391	7123	769			
Note II (E12)	5-dr MPV 12-20	Normal Roof	7105	7113	969	892	391	7123	769	7205	7214	7213
Note III	5-dr Hatchback 21-	Normal Roof	7105	7113	969	892	391	7123	769			
NP300 (D22)	2-dr Extended Cab 98-15	Normal Roof		7114	962	892	391	7124	762			
NP300 (D22)	2-dr Single Cab 98-15	Normal Roof		7114	962	892	391	7124	762			
NP300 (D22)	4-dr Double Cab 98-15	Normal Roof		7114	962	892	391	7124	762			
NP300 (D23)	4-dr Double Cab 15-	Normal Roof	7105	7114	962	892	391	7124	762	7205	7215	7215
NP300 (D23)	4-dr Double Cab 15-	Raised Rails		7113	969	892	391	7123	769			
NV200	5-dr Van 09-	Fixed Points		7113	969	892	391	7123	769			
NV300	4-dr Van 16-	Fixed Points		7115	963	893	392	7125	763			
NV300	5-dr Bus 16-	Fixed Points		7115	963	893	392	7125	763			
NV350	5-dr Bus 13-	Fixed Points		7114	962	892	391	7124	762			
NV400	4-dr Van 10-	Fixed Points		7114	962	892	392	7124	762			
Pathfinder (R50)	5-dr SUV 96-05	Raised Rails	7104	7112	961	891	390	7122	761			
Pathfinder (R51)	5-dr SUV 05-12	Normal Roof		7114	962	892	391	7124	762			
Pathfinder (R52)	5-dr SUV 13-	Raised Rails	7104	7114	962	892	391	7124	762			
Pathfinder (WD21)	3-dr SUV 86-96	Normal Roof					391	7124	762			
Pathfinder (WD21)	5-dr SUV 86-96	Normal Roof		7114	962	892	391	7124	762			
Pathfinder (WD21)	3-dr SUV 86-96	Raised Rails	7104	7112	961	891	390	7122	761			
Pathfinder (WD21)	5-dr SUV 86-96	Raised Rails	7104	7112	961	891	390	7122	761			
Patrol	5-dr SUV 11-	Fixed Points		7114	962	892	391	7124	762			
Patrol GR	5-dr SUV 88-97	Rain Gutters						7125	763			
Patrol GR	5-dr SUV 98-04	Raised Rails	7104	7114	962	892	391	7124	762			
Patrol GR (Y61)	5-dr SUV 05-13	Raised Rails	7104	7114	962	892	391	7124	762			
Patrol (Y62)	5-dr SUV, 20- (Australia)	Raised Rails	7104	7115	963	893	392	7125	763			
Pixo	5-dr Hatchback 09-14	Normal Roof		7112	961	891	390	7122	761			
Presage	5-dr MPV 98-02	Raised Rails	7104	7112	961	891	390	7122	761			
Presage	5-dr MPV 03-09	Raised Rails	7104	7112	961	891	390	7122	761			
Primastar	4-dr Van 02-06	Fixed Points		7115	963	893	392	7125	763			
Primastar	4-dr Van 02-06	Fixed Points, w/ High Roof		7115	963	893	392	7125	763			
Primastar	4-dr Van 07-14	Fixed Points		7115	963	893	392	7125	763			
Primastar	4-dr Van 07-14	Fixed Points, w/ High Roof		7115	963	893	392	7125	763			
Primastar	5-dr Van 02-06	Fixed Points		7115	963	893	392	7125	763			
Primastar	5-dr Van 02-06	Fixed Points, w/ High Roof		7115	963	893	392	7125	763			
Primastar	5-dr Van 07-14	Fixed Points		7115	963	893	392	7125	763			
Primastar	5-dr Van 07-14	Fixed Points, w/ High Roof		7115	963	893	392	7125	763			
Primera (P11)	4-dr Sedan 97-01	Normal Roof		7112	961	891	390	7122	761			
Primera (P11)	5-dr Hatchback 97-01	Normal Roof		7112	961	891	390	7122	761			
Primera (P12)	4-dr Sedan 02-07	Normal Roof		7112	961	891	390	7122	761			
Primera (P12)	5-dr Hatchback 02-07	Normal Roof		7112	961	891	390	7122	761			
Primera W10	5-dr Estate 91-97	Raised Rails	7104	7112	961	891	390	7122	761			
Primera W11	5-dr Estate 98-01	Raised Rails	7104	7112	961	891	390	7122	761			
Primera W12	5-dr Estate 02-07	Fixed Points		7111	960	891	390	7121	760			
Primera W12	5-dr Estate 02-07	Normal Roof		7112	961	891	390	7122	761			
Primera W12	5-dr Estate 02-07	Raised Rails	7104	7112	961	891	390	7122	761			

Kit Next Generation	Info Next Generation	EAN Code Next Generation	Smart Rack	WingBar Edge Rapid System	Foot + SRA Rapid System	Replaced Kit Rapid System	Info Rapid System	EAN Code Rapid System	Status - Only new cars
					754+774	141300	D		
					754+774	141300	D		
					754	141300	D		
					754	141300	D		
									Rapid kit phased out
145169	N	7313020086835							NEW kit
					754+774	141109	D		
					754+774	141109	D		
					754	141109	D		
					754	141109	D		
			785/795		757				
145004	N	7313020083889		9582/9582B	775		N		
145160	N	7313020086545		9581/9581B	775		N		Rapid kit phased out
					754	141399	B		
145168	N	7313020086842							Rapid kit phased out
145244	D	7313020093789							NEW kit
					754	141086	A		
					754	141086	A/L		
					754	141086			
145004	N	7313020083889		9582/9582B	775		N		
					753	183085			
					751	183139			
					751	183139			
					753	183122			
					753	183096			
					775				Rapid kit phased out
				9583/9583B	757		N		
					754+774	141086			
					754	141086			
			784/794		757				
			784/794		757				
					753	183106	H		
					952				
					757				
					757				
					754	141525	A		
			784/794		757				
			784/794		757				
					753	183046			
					753	183046			
					753	183046			
					753	183046			
					753	183046			
					753	183046			
					753	183046			
					753	183046			
					754	141023			
					754	141023			
					754	141258	D		
					754	141258	D		
			784/794		757				
			784/794	9581/9581B	757		N		
				9591/9591B	753	183014	N		
					754	141258	D		
			784/794		757				

Roof Racks

NISSAN

Model	Year	Roof type	Roof type							Roof type		
			Foot Evo	WingBar Evo	WingBar	SlideBar Evo	ProBar Evo	SquareBar Evo	SquareBar	Foot Edge - New	WingBar Edge Front - New	WingBar Edge Rear - New
Pulsar	3-dr Hatchback 00-06	Normal Roof					390	7122	761			
Pulsar	5-dr Hatchback 00-06	Normal Roof		7112	961	891	390	7122	761			
Pulsar	5-dr Hatchback 13-	Normal Roof		7113	969	892	391	7123	769			
Qashqai	5-dr SUV 07-13	Normal Roof		7114	962	892	391	7124	762			
Qashqai	5-dr SUV 14-	Normal Roof	7105	7114	962	892	391	7124	762	7205	7215	7214
Qashqai	5-dr SUV 07-13	Raised Rails	7104	7113	969	892	391	7123	769			
Qashqai	5-dr SUV 14-	Raised Rails		7113	969	892	391	7123	769			
Qashqai +2	5-dr SUV 08-14	Raised Rails	7104	7113	969	892	391	7123	769			
Quest	5-dr Van 11-	Normal Roof		7114	962	892	391	7124	762			
R`Nessa	5-dr Estate 98-01	Raised Rails	7104	7114	962	892	391	7124	762			
Rasheen	5-dr SUV 99-00	Raised Rails	7104	7115	963	893	392	7125	763			
Sentra	4-dr Sedan 07-12	Normal Roof		7113	969	892	391	7123	769			
Sentra	4-dr Sedan 13-	Normal Roof		7113	969	892	391	7123	769			
Serena (Mk. IV, C26)	5-dr MPV 10-	Normal Roof		7114	962	892	391	7124	762			
Serena (Mk. V, C27)	5-dr MPV 16-	Normal Roof		7114	962	892	391	7124	762			
Serena Cargo	4-dr Van 91-02	Rain Gutters						7125	763			
Stagea	5-dr Estate 97-01	Raised Rails	7104	7115	963	893	392	7125	763			
Sunny Y10	5-dr Estate 91-96	Raised Rails	7104	7111	960	891	390	7121	760			
Terrano R20	3-dr SUV 93-02	Normal Roof					390	7123	769			
Terrano R20	3-dr SUV 03-06	Normal Roof					390	7123	769			
Terrano R20	5-dr SUV 93-02	Normal Roof		7112	961	891	390	7122	761			
Terrano R20	5-dr SUV 03-06	Normal Roof		7112	961	891	390	7122	761			
Terrano R20	3-dr SUV 93-02	Raised Rails	7104	7112	961	891	390	7122	761			
Terrano R20	3-dr SUV 03-06	Raised Rails	7104	7112	961	891	390	7122	761			
Terrano R20	5-dr SUV 93-02	Raised Rails	7104	7112	961	891	390	7122	761			
Terrano R20	5-dr SUV 03-06	Raised Rails	7104	7112	961	891	390	7122	761			
Terrano WD21	3-dr SUV 86-96	Normal Roof					391	7124	762			
Terrano WD21	5-dr SUV 86-96	Normal Roof		7114	962	892	391	7124	762			
Terrano WD21	3-dr SUV 86-96	Raised Rails	7104	7112	961	891	390	7122	761			
Terrano WD21	5-dr SUV 86-96	Raised Rails	7104	7112	961	891	390	7122	761			
Tiida	5-dr Hatchback 04-12	Normal Roof		7113	969	892	391	7123	769			
Urvan	5-dr Van 81-96	Rain Gutters							765			
Versa	4-dr Sedan 12-	Normal Roof		7112	961	891	390	7122	761			
Xterra	5-dr SUV 04-15 (S. AMERICA)	Raised Rails	7104	7112	961	891	390	7122	761			
X-Trail	5-dr SUV 07-13	Fixed Points		7112	961	891	390	7122	761			
X-Trail	5-dr SUV 01-06	Fixed Points		7113	969	892	391	7123	769			
X-Trail	5-dr SUV 14-	Fixed Points		7111	960	891	390	7121	760			
X-Trail	5-dr SUV 14-	Raised Rails	7104	7112	961	891	390	7122	761			

OLDSMOBILE

Regency	4-dr Sedan 92-99	Rain Gutters							7125	763			
---------	------------------	--------------	--	--	--	--	--	--	------	-----	--	--	--

OPEL

Adam	3-dr Hatchback 13-	Fixed Points		7112	961	891			7122				
Agila	5-dr MPV 00-07	Normal Roof		7112	961	891	390	7122	761				
Agila	5-dr Hatchback 08-14	Normal Roof		7112	961	891	390	7122	761				
Agila	5-dr MPV 00-07	Raised Rails	7104	7112	961	891	390	7122	761				
Ampera	5-dr Hatchback 17-	Fixed Points		7111	960	891	390	7121	760				
Ampera	5-dr Hatchback 17-	Normal Roof		7113	969	892	391	7123	769				
Antara	5-dr SUV 07-	Raised Rails	7104	7112	961	891	390	7122	761				
Astra	3-dr Hatchback 04-09	Fixed Points		7111	960	891	390	7121	760				
Astra	5-dr Hatchback 04-09	Fixed Points		7111	960	891	390	7121	760				
Astra	3-dr Coupé 00-03	Fixed Points		7111	960	891	390	7121	760				
Astra	3-dr Hatchback 92-97	Fixed Points		7111	960	891	390	7121	760				
Astra	3-dr Hatchback 98-03	Fixed Points		7111	960	891	390	7121	760				
Astra	4-dr Sedan 92-97	Fixed Points		7111	960	891	390	7121	760				
Astra	4-dr Sedan 98-03	Fixed Points		7111	960	891	390	7121	760				
Astra	5-dr Estate 92-97	Fixed Points		7111	960	891	390	7121	760				
Astra	5-dr Estate 98-03	Fixed Points		7111	960	891	390	7121	760				
Astra	5-dr Hatchback 92-97	Fixed Points		7111	960	891	390	7121	760				

Kit Next Generation	Info Next Generation	EAN Code Next Generation	Smart Rack	WingBar Edge Rapid System	Foot + SRA Rapid System	Replaced Kit Rapid System	Info Rapid System	EAN Code Rapid System	Status - Only new cars
					754+774	141197	C		
					754	141197	C/H		
					754	141743	C		
					754	141454	D		
145056	D/N	7313020083964							
			785/795		757				
				9585/9585B	775		N		
			785/795		757				
					754	141628	C		
					757				
					754	141538	D		
					754	141732	C		
					754	141650	C		
					754	141835	C		
					952				
					757				
					757				
					754+774	141109	D		
					754+774	141109	D		
					754	141109	D		
					754	141109	D		
			784/794		757				
			784/794		757				
			784/794		757				
			784/794		757				
					754+774	141086			
					754	141086			
			784/794		757				
			784/794		757				
					754	141376	B		
					952				
					754	141705	C		
			784/794		775				
				9593/9593B	753	183059	N		
				9595/9595B	753	183063	N		
				9594/9594B	753	183133	N		
			784/794	9582/9582B	757		N		
					951				
				9594/9594B	753	183124	D/N		
					754	141167	C		
					754	141499	B		
			784/794		757				
				9591/9591B	753	183168	C/N		
					754	141857	B		
			784/794	9582/9582B	757		N		
				9594/9594B	753	183025	N		
				9594/9594B	753	183025	N		
					751	183081	C		
					751	183081	C		
					751	183081	C		
					751	183081	C		
					751	183081	C		
					751	183081	C		
					751	183081	C		
					751	183081	C		
					751	183081	C		
					751	183081	C		

OPEL

		Roof type	Roof type							Roof type		
			Foot Evo	WingBar Evo	WingBar	SlideBar Evo	ProBar Evo	SquareBar Evo	SquareBar	Foot Edge - New	WingBar Edge Front - New	WingBar Edge Rear - New
Astra	5-dr Hatchback 98-03	Fixed Points	7111	960	891	390	7121	760				
Astra	4-dr Sedan 12-	Fixed Points	7112	961	891	390	7122	761				
Astra	5-dr Hatchback 10-15	Fixed Points	7112	961	891	390	7122	761				
Astra	5-dr Estate 04-06	Flush Rails	7111	960	891	390	7121	760				
Astra	5-dr Estate 07-10	Flush Rails	7106	7112	961	891	390	7122	761	7206	7213	7214
Astra	5-dr Estate 07-10	Flush Rails	7111	960	891	390	7121	760				
Astra	5-dr Hatchback 16-	Normal Roof	7105	7113	969	892	391	7123	769	7205	7214	7214
Astra	5-dr Estate 92-97	Raised Rails	7104	7111	960	891	390	7121	760			
Astra	5-dr Estate 98-03	Raised Rails	7104	7111	960	891	390	7121	760			
Astra Delvan	3-dr Van 98-03	Fixed Points	7111	960	891	390	7121	760				
Astra GTC	3-dr Hatchback 05-09	Fixed Points	7111	960	891	390	7121	760				
Astra GTC	3-dr Hatchback 12-	Fixed Points	7111	960	891	390	7121	760				
Astra Sports Tourer	5-dr Estate 10-15	Flush Rails	7106	7112	961	891	390	7122	761	7206	7213	7212
Astra Sports Tourer	5-dr Estate 16-	Flush Rails	7105	7113	969	892	391	7123	769	7205	7215	7214
Calibra	3-dr Coupé 90-97	Fixed Points	7111	960	891	390	7121	760				
Combo	5-dr Van 12-18	Fixed Points	7113	969	892	391	7123	769				
Combo	4-dr Van 02-11	Fixed Points	7112	961	891	391	7122	761				
Combo	5-dr Van 02-11	Fixed Points	7112	961	891	391	7122	761				
Combo	5-dr Van 19-	Fixed Points	7114	962	892	391	7124	762				
Combo Life	5-dr MPV 19-	Fixed Points	7114	962	892	391	7124	762				
Combo Life	5-dr MPV, 19-	Raised Rails	7115	963	893	392	7125	763				
Combo Tour	4-dr MPV 02-11	Fixed Points	7112	961	891	391	7122	761				
Combo Tour	5-dr MPV 02-11	Fixed Points	7112	961	891	391	7122	761				
Combo Tour	5-dr MPV 12-18	Raised Rails	7104	7115	963	893	392	7125	763			
Corsa B	3-dr Hatchback 93-00	Fixed Points	7111	960	891	390	7121	760				
Corsa B	5-dr Hatchback 93-00	Fixed Points	7111	960	891	390	7121	760				
Corsa C	3-dr Hatchback 01-03	Fixed Points	7111	960	891	390	7121	760				
Corsa C	3-dr Hatchback 04-06	Fixed Points	7111	960	891	390	7121	760				
Corsa C	5-dr Hatchback 01-03	Fixed Points	7111	960	891	390	7121	760				
Corsa C	5-dr Hatchback 04-06	Fixed Points	7111	960	891	390	7121	760				
Corsa Combo	4-dr Van 94-01	Rain Gutters					7124	762				
Corsa D	3-dr Hatchback 06-14	Fixed Points	7112	961	891	390	7122	761				
Corsa D	5-dr Hatchback 06-14	Fixed Points	7112	961	891	390	7122	761				
Corsa E	3-dr Hatchback 15-19	Fixed Points	7112	961	891	390	7122	761				
Corsa E	5-dr Hatchback 15-19	Fixed Points	7112	961	891	390	7122	761				
Corsa F	5-dr Hatchback 20-	Normal Roof	7105	7113	969	892	391	7123	769	7205	7214	7214
Corsavan	5-dr Van 15-19	Fixed Points	7112	961	891	390	7122	761				
Crossland X	5-dr SUV 17-	Flush Rails	7112	961	891	390	7122	761				
Crossland X	5-dr SUV 17-	Normal Roof	7105	7113	969	892	391	7123	769	7205	7215	7214
Frontera	5-dr SUV 92-98	Raised Rails	7104	7112	961	891	390	7122	761			
Frontera	5-dr SUV 99-04	Raised Rails	7104	7112	961	891	390	7122	761			
Frontera Sport	3-dr SUV 92-98	Raised Rails	7104	7112	961	891	390	7122	761			
Frontera Sport	3-dr SUV 99-04	Raised Rails	7104	7112	961	891	390	7122	761			
Grandland X	5-dr SUV 18-	Flush Rails	7112	961	891	390	7122	761				
Grandland X	5-dr SUV 18-	Normal Roof	7105	7114	962	892	391	7124	762	7205	7215	7215
Insignia	5-dr Estate 08-17	Flush Rails	7106	7113	969	892	391	7123	769			
Insignia	5-dr Estate 08-17	Flush Rails	7112	961	891	390	7122	761				
Insignia	5-dr Estate 17-	Flush Rails	7106	7113	969	892	391	7123	769			
Insignia	4-dr Sedan 08-17	Normal Roof	7105	7114	962	892	391	7124	762	7205	7215	7214
Insignia	5-dr Hatchback 08-17	Normal Roof	7105	7114	962	892	391	7124	762	7205	7215	7214
Insignia Country Tourer	5-dr Estate 18-	Flush Rails	7106	7113	969	892	391	7123	769			
Insignia Grand Sport	5-dr Hatchback 17-	Normal Roof	7105	7114	962	892	391	7124	762	7205	7215	7215
Karl	5-dr Hatchback 15-	Normal Roof	7105	7112	961	891	390	7122	761	7205	7214	7213
Karl Rocks	5-dr Hatchback 17-	Raised Rails	7104	7111	960	891	390	7121	760			
Meriva	5-dr MPV 03-09	Fixed Points	7112	961	891	390	7122	761				
Meriva	5-dr MPV 10-	Fixed Points	7112	961	891	390	7122	761				
Meriva	5-dr MPV 03-09	Normal Roof	7114	962	892	391	7124	762				
Mokka	5-dr SUV 13-	Flush Rails	7106	7111	960	891	390	7121	760	7206	7212	7212
Mokka	5-dr SUV 13-	Flush Rails	7112	961	891	390	7122	761				
Mokka X	5-dr SUV 16-	Flush Rails	7106	7111	960	891	390	7121	760	7206	7212	7212

Kit Next Generation	Info Next Generation	EAN Code Next Generation	Smart Rack	WingBar Edge Rapid System	Foot + SRA Rapid System	Replaced Kit Rapid System	Info Rapid System	EAN Code Rapid System	Status - Only new cars
					751	183081	C		
				9594/9594B	753	183090	D/N		
				9594/9594B	753	183090	D/N		
					753	184010			
186035	N	7313020090160							Next generation Flush kit added
				9591/9591B	753	184011	N		
145146	D/N	7313020084268							
				9581/9581B	757		N		
				9581/9581B	757		N		
					751	183081	C		
				9594/9594B	753	183025	N		
186023	N	7313020090092		9591/9591B	753	183090	D/N		Next generation Flush kit added
145026	D/N	7313020082653							
					751	183081	C		
				9593/9593B	753	183088	N		
				9593/9593B	753	183148	D/N		
				9593/9593B	753	183148	D/N		
					753	183175		7313020089225	NEW kit
					753	183175			Added on existing kit
					775				
				9593/9593B	753	183148	D/N		
				9593/9593B	753	183148	D/N		
					775				
					751	183081	C		
					751	183081	C		
					751	183081	C		
					751	183081	C		
					751	183081	C		
					751	183081	C		
					951				
				9594/9594B	753	183006	N		
				9594/9594B	753	183006	N		
				9594/9594B	753	183143	D/N		
				9594/9594B	753	183143	N		
145239	D/N	7313020092133							NEW kit
				9594/9594B	753	183143	N		
				9592/9592B	753	184091	N		
145076	N	7313020082998	784/794		757				
			784/794		757				
			784/794		757				
			784/794		757				
				9595/9595B	753	184091	N		
145122	D/N	7313020083797							Rapid kit phased out
186029		7313020089492							Next generation Flush kit added
				9595/9595B	753	184012	N		
186029		7313020089492							Next generation Flush kit added
145092	D/N	7313020082691							
145092	D/N	7313020082691							
186029		7313020089492			753	184012			Next generation Flush kit added
145078	C/N	7313020084046							
145143	N	7313020083353							NEW kit
					757				
				9592/9592B	753	183006	N		
				9595/9595B	753	183090	D/N		
					754	141301	D		
186034	N	7313020090153							Next generation Flush kit added
				9591/9591B	753	184032	N		
186034	N	7313020090153							Next generation Flush kit added

OPEL

	Roof type	Roof type								Roof type								
		Foot Evo	WingBar Evo	WingBar	SlideBar Evo	ProBar Evo	SquareBar Evo	SquareBar	Foot Edge - New	WingBar Edge Front - New	WingBar Edge Rear - New							
Mokka X	5-dr SUV, 16-	Flush Rails	7112	961	891	390	7122	761										
Monterey	3-dr SUV 93-97	Normal Roof					391	7124	762									
Monterey	5-dr SUV 93-97	Normal Roof	7114	962	892	391	7124	762										
Monterey	3-dr SUV 93-97	Raised Rails	7104	7114	962	892	391	7124	762									
Monterey	5-dr SUV 93-97	Raised Rails	7104	7114	962	892	391	7124	762									
Movano (Mk II)	4-dr Van 98-10	Fixed Points	7115	963	893	392	7125	763										
Movano (Mk II)	5-dr Van 98-10	Fixed Points	7115	963	893	392	7125	763										
Movano (Mk III)	4-dr Van 10-	Fixed Points	7114	962	892	392	7124	762										
Omega	4-dr Sedan 94-03	Rain Gutters					7122	761										
Omega	5-dr Estate 94-03	Raised Rails	7104	7112	961	891	390	7122	761									
Signum	5-dr Estate 03-08	Fixed Points	7112	961	891	390	7122	761										
Signum	5-dr Estate 03-08	Flush Rails	7112	961	891	390	7122	761										
Sintra	4-dr MPV 96-99	Raised Rails	7104	7112	961	891	390	7122	761									
Sintra	5-dr MPV 96-99	Raised Rails	7104	7112	961	891	390	7122	761									
Tigra	3-dr Coupé 94-00	Fixed Points	7111	960	891	390	7121	760										
Vectra	4-dr Sedan 02-08	Fixed Points	7112	961	891	390	7122	761										
Vectra	5-dr Estate 03-08	Fixed Points	7112	961	891	390	7122	761										
Vectra	5-dr Estate 03-08	Flush Rails	7112	961	891	390	7122	761										
Vectra	4-dr Sedan 96-01	Normal Roof	7112	961	891	390	7122	761										
Vectra	5-dr Hatchback 96-01	Normal Roof	7112	961	891	390	7122	761										
Vectra	5-dr Estate 96-02	Raised Rails	7104	7111	960	891	390	7121	760									
Vectra GTS	5-dr Hatchback 02-08	Fixed Points	7112	961	891	390	7122	761										
Vita	3-dr Hatchback 93-00	Fixed Points	7111	960	891	390	7121	760										
Vita	3-dr Hatchback 01-03	Fixed Points	7111	960	891	390	7121	760										
Vita	3-dr Hatchback 04-06	Fixed Points	7111	960	891	390	7121	760										
Vita	5-dr Hatchback 93-00	Fixed Points	7111	960	891	390	7121	760										
Vita	5-dr Hatchback 01-03	Fixed Points	7111	960	891	390	7121	760										
Vita	5-dr Hatchback 04-06	Fixed Points	7111	960	891	390	7121	760										
Vivaro (A)	4-dr Van 01-06	Fixed Points	7115	963	893	392	7125	763										
Vivaro (A)	4-dr Van 01-06	Fixed Points, w/ High Roof	7115	963	893	392	7125	763										
Vivaro (A)	4-dr Van 07-14	Fixed Points	7115	963	893	392	7125	763										
Vivaro (A)	4-dr Van 07-14	Fixed Points, w/ High Roof	7115	963	893	392	7125	763										
Vivaro (A)	5-dr Van 01-06	Fixed Points	7115	963	893	392	7125	763										
Vivaro (A)	5-dr Van 01-06	Fixed Points, w/ High Roof	7115	963	893	392	7125	763										
Vivaro (A)	5-dr Van 07-14	Fixed Points	7115	963	893	392	7125	763										
Vivaro (A)	5-dr Van 07-14	Fixed Points, w/ High Roof	7115	963	893	392	7125	763										
Vivaro (A)	2-dr Single Cab 01-06	Fixed Points	7115	963	893	392	7125	763										
Vivaro (A)	2-dr Single Cab 07-14	Fixed Points	7115	963	893	392	7125	763										
Vivaro (B)	4-dr Van 15-19	Fixed Points	7115	963	893	392	7125	763										
Vivaro (B)	5-dr Bus 15-19	Fixed Points	7115	963	893	392	7125	763										
Vivaro (C)	4-dr Van, 19-	Fixed Points	7114	962	892	391	7124	762										
Zafira	5-dr MPV 05-11	Fixed Points	7112	961	891	390	7122	761										
Zafira	5-dr MPV 99-05	Fixed Points	7111	960	891	390	7121	760										
Zafira	5-dr MPV 05-06	Flush Rails	7112	961	891	390	7122	761										
Zafira	5-dr MPV 07-11	Flush Rails	7106	7113	969	892	391	7123	769	7206	7214	7213						
Zafira	5-dr MPV 07-11	Flush Rails	7112	961	891	390	7122	761										
Zafira	5-dr MPV 99-05	Raised Rails	7104	7112	961	891	390	7122	761									
Zafira Family	5-dr MPV 11-14	Flush Rails	7106	7112	961	891	390	7122	761	7206	7214	7213						
Zafira Life	5-dr Bus, 19-	Fixed Points	7114	962	892	391	7124	762										
Zafira Tourer	5-dr MPV 12-	Fixed Points	7112	961	891	390	7122	761										
Zafira Tourer	5-dr MPV 12-	Flush Rails	7106	7113	969	892	391	7123	769	7206	7214	7213						

PERODUA

Alza	5-dr MPV 09-	Normal Roof	7113	969	892	391	7123	769										
Aruz	5-dr SUV 19-	Flush Rails	7106	7113	969	892	391	7123	769	7206	7213	7213						
Kelisa	5-dr Hatchback 01-07	Normal Roof	7112	961	891	390	7122	761										
Myvi	5-dr Hatchback 18-	Normal Roof	7105	7113	969	892	391	7123	769	7205	7214	7213						
MyVi	5-dr Hatchback 06-11 (ASIA)	Normal Roof	7114	962	892	391	7124	762										

Kit Next Generation	Info Next Generation	EAN Code Next Generation	Smart Rack	WingBar Edge Rapid System	Foot + SR-A Rapid System	Replaced Kit Rapid System	Info Rapid System	EAN Code Rapid System	Status - Only new cars
				9591/9591B	753	184032	N		
					754+774	141091			
					754	141091			
					757				
					757				
					753	183045			
					753	183045			
					753	183096			
					951				
			784/794	9581/9581B	757		N		
				9595/9595B	753	183006	N		
					753	184010			
			784/794		757				
			784/794		757				
					751	183081	C		
				9595/9595B	753	183006	N		
					753	183006			
				9592/9592B	753	184010	N		
					754	141003	B		
					754	141003	B		
				9581/9581B	757		N		
				9595/9595B	753	183006	N		
					751	183081	C		
					751	183081	C		
					751	183081	C		
					751	183081	C		
					751	183081	C		
					753	183046			
					753	183046			
					753	183046			
					753	183046			
					753	183046			
					753	183046			
					753	183046			
					753	183047			
					753	183047			
					751	183139			
					751	183139			
					751	183155			Added on existing kit
				9593/9593B	753	183025	N		
					751	183081	C		
				9592/9592B	753	184010	N		
186035	N	7313020090160		9595/9595B	753	184011	N		Next generation Flush kit added
			784/794	9584/9584B	757		N		
186035	N	7313020090160		9595/9595B	753	184011	N		Next generation Flush kit added
					751	183155			Added on existing kit
				9595/9595B	753	183090	D/N		
186023	N	7313020090092		9595/9595B	753	184025	N		Next generation Flush kit added
					754	141609	C		
186048	N	7313020092737							NEW kit
					754	141162	C		
145228	C/N								NEW kit
					754	141141	D		

PEUGEOT

		Roof type	Foot Evo	WingBar Evo	WingBar	SlideBar Evo	ProBar Evo	SquareBar Evo	SquareBar	Foot Edge - New	WingBar Edge Front - New	WingBar Edge Rear - New
108	5-dr Hatchback 14-	Normal Roof	7105	7113	969	892	391	7123	769	7205	7214	7213
3008	5-dr SUV 17-	Flush Rails	7106	7112	961	891	390	7122	761	7206	7213	7213
3008	5-dr SUV 17-	Normal Roof	7105	7114	962	892	391	7124	762	7205	7215	7215
5008	5-dr SUV 17-	Flush Rails	7106	7113	969	892	391	7123	769	7206	7213	7213
5008	5-dr SUV 17-	Flush Rails		7112	961	891	390	7122	761			
1007	3-dr Hatchback 05-09	Raised Rails	7104	7113	969	892	391	7123	769			
106	3-dr Hatchback 91-04	Normal Roof		7111	960	891	390	7121	760			
106	5-dr Hatchback 92-04	Normal Roof		7111	960	891	390	7121	760			
107	5-dr Hatchback 05-14	Normal Roof		7112	961	891	390	7122	761			
2008	5-dr SUV 13-19	Raised Rails	7104	7112	961	891	390	7122	761			
2008	5-dr SUV 20-	Flush Rails	7106	7113	969	892	391	7123	769	7206	7214	7213
206	3-dr Hatchback 98-08	Normal Roof		7112	961	891	390	7122	761			
206	5-dr Hatchback 98-08	Normal Roof		7112	961	891	390	7122	761			
206 SW	5-dr Estate 02-08	Raised Rails	7104	7112	961	891	390	7122	761			
206+	3-dr Hatchback 09-12	Normal Roof		7112	961	891	390	7122	761			
206+	5-dr Hatchback 09-12	Normal Roof		7112	961	891	390	7122	761			
207	3-dr Hatchback 06-12	Fixed Points		7112	961	891	390	7122	761			
207	5-dr Hatchback 06-12	Fixed Points		7112	961	891	390	7122	761			
207 SW	5-dr Estate 06-12	Raised Rails	7104	7112	961	891	390	7122	761			
208	5-dr Hatchback 12-19	Normal Roof	7105	7113	969	892	391	7123	769	7205	7214	7213
208	3-dr Hatchback 12-	Normal Roof		7113	969	892	391	7123	769			
208	5-dr Hatchback 20-	Normal Roof	7105	7113	969	892	391	7123	769	7205	7214	7214
3008	5-dr SUV 09-16	Fixed Points		7114	962	892	391	7124	762			
306	3-dr Hatchback 93-00	Normal Roof		7112	961	891	390	7122	761			
306	5-dr Hatchback 93-00	Normal Roof		7112	961	891	390	7122	761			
306	5-dr Estate 97-01	Raised Rails	7104	7111	960	891	390	7121	760			
307	3-dr Hatchback 01-04	Fixed Points		7112	961	891	390	7122	761			
307	3-dr Hatchback 05-08	Fixed Points		7112	961	891	390	7122	761			
307	5-dr Hatchback 01-04	Fixed Points		7112	961	891	390	7122	761			
307	5-dr Hatchback 05-08	Fixed Points		7112	961	891	390	7122	761			
307 SW	5-dr Estate 02-04	Raised Rails	7104	7112	961	891	390	7122	761			
307 SW	5-dr Estate 05-08	Raised Rails	7104	7112	961	891	390	7122	761			
308	3-dr Hatchback 07-13	Fixed Points		7112	961	891	390	7122	761			
308	5-dr Hatchback 07-13	Fixed Points		7112	961	891	390	7122	761			
308	5-dr Hatchback 14-	Normal Roof	7105	7113	969	892	391	7123	769	7205	7215	7214
308 SW	5-dr Estate 14-	Flush Rails	7106	7113	969	892	391	7123	769	7206	7214	7214
308 SW	5-dr Estate 14-	Normal Roof	7105	7113	969	892	391	7123	769	7205	7215	7214
308 SW	5-dr Estate 08-13	Raised Rails	7104	7112	961	891	390	7122	761			
4007	5-dr SUV 07-12	Raised Rails	7104	7113	969	892	391	7123	769			
4008	5-dr SUV 12-	Fixed Points		7112	961	891	390	7122	761			
4008	5-dr SUV 12-	Flush Rails	7106	7113	969	892	391	7123	769	7206	7214	7213
405	5-dr Estate 89-97	Raised Rails	7104	7111	960	891	390	7121	760			
406	5-dr Estate 97-04	Raised Rails	7104	7111	960	891	390	7121	760			
407	4-dr Sedan 04-10	Fixed Points		7112	961	891	390	7122	761			
407 SW	5-dr Estate 04-10	Raised Rails	7104	7112	961	891	390	7122	761			
5008	5-dr MPV 09-	Fixed Points		7114	962	892	391	7124	762			
5008	5-dr MPV 09-	Flush Rails		7113	969	892	391	7123	769			
508 SW	5-dr Estate 11-18	Flush Rails	7106	7112	961	891	390	7122	761	7206	7213	7213
508	5-dr Estate 19-	Flush Rails	7106	7113	969	892	391	7123	769	7206	7214	7213
508	4-dr Sedan 11-18	Normal Roof		7113	969	892	391	7123	769			
607	4-dr Sedan 00-10	Fixed Points		7111	960	891	390	7121	760			
806	5-dr MPV 94-01	T-Profile		7113	969	892	391	7123	769			
807	5-dr MPV 02-10	T-Profile		7113	969	892	391	7123	769			
807	5-dr MPV 02-10	Normal Roof		7114	962	893	391	7124	762			
Bipper	3-dr Van 08-	Fixed Points		7113	969	892	391	7123	769			
Bipper	4-dr Van 08-	Fixed Points		7113	969	892	391	7123	769			
Bipper	5-dr Van 08-	Fixed Points		7113	969	892	391	7123	769			
Bipper	3-dr Van 08-	Raised Rails	7104	7114	962	892	391	7124	762			
Bipper	4-dr Van 08-	Raised Rails	7104	7114	962	892	391	7124	762			
Bipper	5-dr Van 08-	Raised Rails	7104	7114	962	892	391	7124	762			
Boxer	4-dr Van 06-	Fixed Points		7115	963	893	393	7125	763			

Kit Next Generation	Info Next Generation	EAN Code Next Generation	Smart Rack	WingBar Edge Rapid System	Foot + SRA Rapid System	Replaced Kit Rapid System	Info Rapid System	EAN Code Rapid System	Status - Only new cars
145141	N	7313020082806							NEW kit
186040	N	7313020090214		9592/9592B	753	184082	N		Next generation Flush kit added
145044	D/N	7313020083728							
186040	N	7313020090214							Next generation Flush kit added
				9592/9592B	753	184082	N		
			785/795	9583/9583B	757		N		
					754	141046	C		
					754	141046	C		
					754	141444	C		
				9584/9584B	775		N		
186068	N	7313020092744							Next generation Flush kit added
					754	141586			
					754	141586			
			784/794	9581/9581B	757		N		
					754	141586			
					754	141586			
				9594/9594B	753	183017	N		
				9594/9594B	753	183017	N		
			784/794	9584/9584B	757		N		
145172	D/N	7313020089065			754	141687	D		Rapid kit phased out
					754	141687	D		Rapid kit phased out
145239	D/N	7313020092133							NEW kit
				9596/9596B	753	183017	N		
					754	141017			
					754	141017			
					757				
				9594/9594B	753	183013	N		
				9594/9594B	753	183013	N		
				9594/9594B	753	183013	N		
				9594/9594B	753	183013	N		
			784/794	9582/9582B	757		N		
			784/794	9582/9582B	757		N		
				9595/9595B	753	183017	N		
				9595/9595B	753	183017	N		
145018	D/N	7313020082646							
186054	N	7313020091174		9595/9595B	753	184053	N		Next generation Flush kit added
145018	D/N	7313020082646							
			784/794	9582/9582B	757		N		
			785/795	9583/9583B	757		N		
				9595/9595B	753	183093	N		
186003	N	7313020089799		9595/9595B	753	184017	N		Next generation Flush kit added
					757				
					757				
				9592/9592B	753	183017	N		
			784/794	9584/9584B	757		N		
				9596/9596B	753	183017	N		
				9596/9596B	753	183104	N		
186012	N	7313020089874		9594/9594B	753	184018	N		Next generation Flush kit added
186055	N	7313020091297		9595/9595B	753	184108	N		Next generation Flush kit added
					754	141644	D		
				9591/9591B	753	183011	N		
					753	183035			
					753	183035			
					754	141313	D		
					751	183070			
					751	183070			
					775				
					775				
					775				
					751	183031			

PEUGEOT

		Roof type	Foot Evo	WingBar Evo	WingBar	SlideBar Evo	ProBar Evo	SquareBar Evo	SquareBar	Foot Edge - New	WingBar Edge Front - New	WingBar Edge Rear - New
Boxer	4-dr Van 95-01	Fixed Points						393				
Boxer	4-dr Van 02-06	Fixed Points						393				
Expert	3-dr Van 95-03	Fixed Points	7113	969	892	391	7123	769				
Expert	3-dr Van 04-06	Fixed Points	7113	969	892	391	7123	769				
Expert	4-dr Van 95-03	Fixed Points	7113	969	892	391	7123	769				
Expert	4-dr Van 04-06	Fixed Points	7113	969	892	391	7123	769				
Expert	5-dr Van 95-03	Fixed Points	7113	969	892	391	7123	769				
Expert	5-dr Van 04-06	Fixed Points	7113	969	892	391	7123	769				
Expert	4-dr Van 07-16	Fixed Points			892	392	7124	762				
Expert	5-dr Van 07-16	Fixed Points			892	392	7124	762				
Expert	4-dr Van 16-	Fixed Points			892	391	7124	762				
J9	3-dr Van 81-10	Rain Gutters						766				
Partner	4-dr Van 08-18	Fixed Points	7113	969	892	391	7123	769				
Partner	5-dr Van 08-18	Fixed Points	7113	969	892	391	7123	769				
Partner	5-dr Van 19-	Fixed Points	7114	962	892	391	7124	762				
Partner	4-dr Van 97-08	Normal Roof	7112	961	891	391	7122	761				
Partner	5-dr Van 97-08	Normal Roof	7112	961	891	391	7122	761				
Partner	4-dr Van 08-18	Raised Rails	7104	7114	962	892	391	7124	762			
Partner	5-dr Van 08-18	Raised Rails	7104	7114	962	892	391	7124	762			
Partner Air	5-dr MPV 01-07	Raised Rails	7104	7111	960	891	390	7121	760			
Partner Tepee	5-dr MPV 08-	Raised Rails	7104	7114	962	892	391	7124	762			
Ranch	3-dr Van 97-02	Normal Roof	7112	961	891	390	7122	761				
Ranch	3-dr Van 03-08	Normal Roof	7112	961	891	390	7122	761				
Rifter	5-dr MPV, 19-	Raised Rails	7115	963	893	392	7125	763				
Traveller	5-dr Bus 16-	Fixed Points			892	391	7124	762				

PLYMOUTH

Grand Voyager	5-dr MPV 96-00	T-Profile	7112	961	891	390	7122	761				
Neon	4-dr Sedan 00-01	Normal Roof	7111	960	891	390	7121	760				
Voyager/Grand Voyager	5-dr MPV 06-07	T-Profile	7113	969	892	391	7123	769				
Voyager/Grand Voyager	5-dr MPV 96-00	T-Profile	7112	961	891	390	7122	761				
Voyager/Grand Voyager	5-dr MPV 01-05	T-Profile	7112	961	891	390	7122	761				

POLESTAR

2	5-dr Hatchback 20-	Normal Roof	7105	7113	969	892	391	7123	769	7205	7214	7214
---	--------------------	-------------	------	------	-----	-----	-----	------	-----	------	------	------

PONTIAC

G3	4-dr Sedan 06-11 (S. AMERICA)	Normal Roof	7112	961	891	390	7122	761				
Vibe	5-dr Hatchback 09-10	Normal Roof	7113	969	892	391	7123	769				

PORSCHE

900-Series	2-dr Coupé 00-11	Fixed Points	7112	961	891	390	7122	761				
Cayenne	5-dr SUV 02-09	T-Profile	7111	960	891	390	7121	760				
Cayenne	5-dr SUV, 18-	Flush Rails	7113	969	892	391	7123	769				
Cayenne	5-dr SUV 10-17	Normal Roof	7105	7114	962	892	391	7124	762	7205	7216	7215
Cayenne	5-dr SUV 02-09	Raised Rails	7104	7113	969	892	391	7123	769			
Cayenne	5-dr SUV 10-17	Raised Rails	7104	7114	962	892	391	7124	762			
Cayenne Coupé	5-dr SUV 19-	Normal Roof	7105	7115	963	893	392	7125	763	7205	7216	7216
Macan	5-dr SUV 14-	Flush Rails	7112	961	891	390	7122	761				
Macan	5-dr SUV 14-	Normal Roof	7105	7114	962	892	391	7124	762	7205	7215	7215
Panamera	5-dr Sportback 09-16	Fixed Points	7112	961	891	390	7122	761				
Panamera	5-dr Hatchback 17-	Normal Roof	7105	7114	962	892	391	7124	762	7205	7215	7214
Panamera Sport Turismo	5-dr Estate, 18-	Normal Roof	7105	7114	962	892	391	7124	762	7205	7215	7214

PROTON

Perdana	4-dr Sedan 93-10	Normal Roof	7112	961	891	390	7122	761				
Wira	4-dr Sedan 96-07	Fixed Points	7111	960	891	390	7121	760				
Wira	4-dr Sedan 93-05	Normal Roof	7112	961	891	390	7122	761				
Wira	5-dr Hatchback 93-07	Normal Roof	7112	961	891	390	7122	761				
X70	5-dr SUV 18-	Flush Rails	7112	961	891	390	7122	761				

Kit Next Generation	Info Next Generation	EAN Code Next Generation	Smart Rack	WingBar Edge Rapid System	Foot + SR-A Rapid System	Replaced Kit Rapid System	Info Rapid System	EAN Code Rapid System	Status - Only new cars
					753	183054			
					753	183054			
					753	183023			
					753	183023			
					753	183023			
					753	183023			
					753	183023			
					753	183023			
					753	183051			
					753	183051			
					751	183155			
					951				
					751	183072			
					751	183072			
					753	183175		7313020089225	NEW kit
					754	141184	C		
					754	141184	C		
					775				
					775				
					757				
					775				
					754	141184	C		
					754	141184	C		
					775				
					751	183155			

					753	183057			
					754	141192			
					753	183040			
					753	183057			
					753	183057			

145261	D/N	7313020094854							NEW kit
--------	-----	---------------	--	--	--	--	--	--	---------

					754	141420			
					754	141512	C		

					753	183100			
					9591/9591B	753	183036	N	
					9593/9593B	753	184095	N	7313020086378
145147	N	7313020084275							NEW kit
				785/795	9582/9582B	757		N	
					9583/9583B	775		N	
145241	D/N	7313020091327							NEW kit
					9592/9592B	753	184050	N	
145248	N	7313020091914							NEW kit
					9595/9595B	753	183098	N	
145049	D/N	7313020083001							
145155	D/N	7313020084312							NEW kit

					754	141049	C		
					751	183081	C		
					754	141049	C		
					754	141049	C		
					9592/9592B	753	184110	D	7313020089324

RENAULT

												
		Roof type	Foot Evo	WingBar Evo	WingBar	SlideBar Evo	ProBar Evo	SquareBar Evo	SquareBar	Foot Edge - New	WingBar Edge Front - New	WingBar Edge Rear - New
Alaskan	4-dr Double Cab, 18-	Normal Roof	7105	7114	962	892	391	7124	762	7205	7215	7215
Alaskan	4-dr Double Cab, 18-	Raised Rails		7113	969	892	391	7123	769			
Captur	5-dr SUV 13-19	Normal Roof	7105	7113	969	892	391	7123	769	7205	7214	7214
Captur	5-dr SUV 20-	Flush Rails	7106	7112	961	891	390	7122	761	7206	7213	7212
Captur	5-dr SUV 20-	Normal Roof	7105	7113	969	892	391	7123	769	7205	7215	7214
Clio	3-dr Hatchback 98-00	Normal Roof		7112	961	891	390	7122	761			
Clio	3-dr Hatchback 01-03	Normal Roof		7112	961	891	390	7122	761			
Clio	3-dr Hatchback 04-05	Normal Roof		7112	961	891	390	7122	761			
Clio	5-dr Hatchback 98-00	Normal Roof		7111	960	891	390	7121	760			
Clio	5-dr Hatchback 01-03	Normal Roof		7111	960	891	390	7121	760			
Clio	5-dr Hatchback 04-05	Normal Roof		7111	960	891	390	7121	760			
Clio	5-dr Hatchback 99- (BRAZIL)	Normal Roof		7111	960	891	390	7121	760			
Clio	5-dr Estate 13-	Raised Rails	7104	7112	961	891	390	7122	761			
Clio (Mk III)	3-dr Hatchback 05-12	Fixed Points		7111	960	891	390	7121	760			
Clio (Mk III)	5-dr Hatchback 05-12	Fixed Points		7111	960	891	390	7121	760			
Clio (Mk III)	5-dr Estate 07-12	Raised Rails		7112	961	891	390	7122	761			
Clio (Mk IV)	5-dr Hatchback 13-19	Normal Roof	7105	7113	969	892	391	7123	769	7205	7214	7213
Clio (Mk V)	5-dr Hatchback 20-	Normal Roof	7105	7113	969	892	391	7123	769	7205	7214	7214
Duster	5-dr SUV 16-	Raised Rails	7106	7111	960	891	390	7121	760	7206	7212	7212
Duster	5-dr SUV 11-15	Raised Rails		7112	961	891	390	7122	761			
Espace	5-dr MPV 03-15	T-Profile		7113	969	892	391	7123	769			
Espace	5-dr MPV 15-	Normal Roof	7105	7115	963	893	392	7125	763	7205	7216	7216
Grand Espace	5-dr MPV 03-14	T-Profile		7113	969	892	391	7123	769			
Grand Modus	5-dr MPV 08-12	Fixed Points		7112	961	891	390	7122	761			
Grand Scénic	5-dr MPV 03-08	Fixed Points w/o Glass Roof		7112	961	891	390	7122	761			
Grand Scénic	5-dr MPV 17-	Flush Rails	7106	7113	969	892	391	7123	769	7206	7214	7213
Grand Scénic	5-dr MPV 17-	Flush Rails		7112	961	891	390	7122	761			
Grand Scénic	5-dr MPV 09-16	Normal Roof	7105	7114	962	892	391	7124	762	7205	7215	7215
Grand Scénic	5-dr MPV 09-16	Raised Rails	7104	7112	961	891	390	7122	761			
Kadjar	5-dr SUV 15-	Flush Rails	7106	7113	969	892	391	7123	769	7206	7214	7213
Kadjar	5-dr SUV 15-	Flush Rails		7112	961	891	390	7122	761			
Kadjar	5-dr SUV 15-	Normal Roof	7105	7114	962	892	391	7124	762	7205	7215	7214
Kangoo	5-dr MPV 97-07	Fixed Points		7111	960	891	390	7121	760			
Kangoo	5-dr MPV 08-	Fixed Points		7112	961	891	390	7122	761			
Kangoo	5-dr Van 97-07	Fixed Points		7111	960	891	390	7121	760			
Kangoo	5-dr Van 08-	Fixed Points		7112	961	891	391	7122	761			
Kangoo	5-dr MPV 97-07	Raised Rails	7104	7111	960	891	390	7121	760			
Kangoo	5-dr Van 97-07	Raised Rails	7104	7111	960	891	390	7121	760			
Kangoo Maxi	5-dr Van 10-	Fixed Points		7112	961	891	391	7122	761			
Koleos	5-dr SUV 17-	Flush Rails		7112	961	891	391	7122	761			
Koleos	5-dr SUV 08-16	Raised Rails	7104	7113	969	892	391	7123	769			
Laguna	5-dr Estate 96-00	Raised Rails	7104	7112	961	891	390	7122	761			
Laguna (Mk II)	5-dr Estate 01-07	Normal Roof		7112	961	891	390	7122	761			
Laguna (Mk II)	5-dr Hatchback 02-07	Normal Roof		7112	961	891	390	7122	761			
Laguna (Mk II)	5-dr Estate 01-07	Raised Rails	7104	7112	961	891	390	7122	761			
Laguna (Mk III)	5-dr Hatchback 07-15	Normal Roof		7113	969	892	391	7123	769			
Laguna (Mk III)	5-dr Estate 08-15	Raised Rails		7112	961	891	390	7122	761			
Logan	4-dr Sedan 08-12 (S. AMERICA)	Normal Roof		7113	969	892	391	7123	769			
Master	4-dr Van 98-03	Fixed Points		7115	963	893	392	7125	763			
Master	4-dr Van 04-10	Fixed Points		7115	963	893	392	7125	763			
Master	5-dr Van 98-03	Fixed Points		7115	963	893	392	7125	763			
Master	5-dr Van 04-10	Fixed Points		7115	963	893	392	7125	763			
Master	4-dr Van 10-	Fixed Points		7114	962	892	392	7124	762			
Mégane	3-dr Hatchback 97-02	Normal Roof					390	7122	761			
Mégane (Mk I)	5-dr Estate 95-02	Fixed Points		7111	960	891	390	7121	760			
Mégane (Mk I)	5-dr Hatchback 96-02	Normal Roof		7112	961	891	390	7122	761			
Mégane (Mk II)	5-dr Hatchback 03-08	Fixed Points w/o Glass Roof		7112	961	891	390	7122	761			
Mégane (Mk II)	5-dr Estate 03-08	Raised Rails	7104	7112	961	891	390	7122	761			
Mégane (Mk III)	5-dr Estate 09-16	Normal Roof	7105	7113	969	892	391	7123	769	7205	7215	7214
Mégane (Mk III)	5-dr Hatchback 09-16	Normal Roof	7105	7113	969	892	391	7123	769	7205	7215	7214

Kit Next Generation	Info Next Generation	EAN Code Next Generation	Smart Rack	WingBar Edge Rapid System	Foot + SRA Rapid System	Replaced Kit Rapid System	Info Rapid System	EAN Code Rapid System	Status - Only new cars
145004	N	7313020083889		9582/9582B	775		N		
145019	N	7313020083919							
186058	N	7313020091303							Next generation Flush kit added
145254	N	7313020092850							NEW kit
					754	141119	C		
					754	141119	C		
					754	141119	C		
					754	141119	C		
					754	141119	C		
			784/794	9581/9581B	757		N		
					751	183091			
					751	183091			
			784/794	9582/9582B	775		N		
145167	N	7313020086804			754	141716	D		Rapid kit phased out
145231	N	7313020090603							NEW kit
186005	D/N	7313020089805		9591/9591B	753	184046	C/N		Next generation Flush kit added
					775				
					753	183062			
145028	D/N	7313020082936							
					753	183062			
					751	183091			
				9592/9592B	753	183078	N		
186058	N	7313020091303							Next generation Flush kit added
				9595/9595B	753	184066	N		
145088	N	7313020083384							
			784/794	9582/9582B	757		N		
186056	N	7313020091938							Next generation Flush kit added
				9595/9595B	753	184061	D/N		
145036	N	7313020082974							
					753	183021	H		
					753	183021	H		
					753	183021	H		
					753	183021	H		
					757				
					757				
					753	183021	H		
				9592/9592B	753	184079	N		
			785/795	9583/9583B	757		N		
			784/794	9581/9581B	757		N		
					754	141311	D		
					754	141311	D		
			784/794	9581/9581B	757		N		
					754	141463			
			784/794	9582/9582B	775		N		
					754	141378	C		
					753	183045			
					753	183045			
					753	183045			
					753	183045			
					753	183096			
					754+774	141297	C		
					751	183081	C		
					754	141297	C		
				9592/9592B	753	183078	N		
			784/794	9582/9582B	757		N		
145144	D/N	7313020082813							
145144	D/N	7313020082813							

SAAB

		Roof type	Foot Evo	WingBar Evo	WingBar	SlideBar Evo	ProBar Evo	SquareBar Evo	SquareBar	Foot Edge - New	WingBar Edge Front - New	WingBar Edge Rear - New
900	5-dr Hatchback 94-97	Normal Roof	7112	961	891	390	7122	761				
9000	4-dr Sedan 85-98	Normal Roof	7112	961	891	390	7122	761				
9000	5-dr Hatchback 85-98	Normal Roof	7112	961	891	390	7122	761				
9-3	5-dr Hatchback 98-03	Normal Roof	7112	961	891	390	7122	761				
9-3 SportCombi	5-dr Estate 05-12	Fixed Points	7112	961	891	390	7122	761				
9-3 SportCombi	5-dr Estate 05-12	Raised Rails	7104	7112	961	891	390	7122	761			
9-3 SportSedan	4-dr Sedan 03-12	Fixed Points	7112	961	891	390	7122	761				
9-4X	5-dr SUV 11-12	Raised Rails	7104	7112	961	891	390	7122	761			
9-5	4-dr Sedan 98-10	Normal Roof	7112	961	891	390	7122	761				
9-5	5-dr Estate 98-10	Normal Roof	7112	961	891	390	7122	761				
9-5	4-dr Sedan 10-12	Normal Roof	7113	969	892	391	7123	769				
9-5	5-dr Estate 98-10	Raised Rails	7104	7113	969	892	391	7123	769			
9-7X	5-dr SUV 04-09	Raised Rails	7104	7112	961	891	390	7122	761			

SCION

iM	5-dr Hatchback 16-16	Normal Roof	7105	7112	961	891	390	7122	761	7205	7214	7213
----	----------------------	-------------	------	------	-----	-----	-----	------	-----	------	------	------

SEAT

Alhambra	5-dr MPV 96-00	Normal Roof	7114	962	892	391	7124	762				
Alhambra	5-dr MPV 96-00	Raised Rails	7104	7113	969	892	391	7123	769			
Alhambra	5-dr MPV 01-09	Raised Rails	7104	7113	969	892	391	7123	769			
Alhambra (Mk II)	5-dr MPV 10-	Raised Rails	7104	7114	962	892	391	7124	762			
Altea	5-dr MPV 04-15	Normal Roof	7113	969	892	391	7123	769				
Altea Freetrack	5-dr MPV 07-15	Flush Rails	7106	7112	961	891	390	7122	761	7206	7213	7212
Altea XL	5-dr MPV 06-15	Flush Rails	7106	7112	961	891	390	7122	761	7206	7213	7212
Arona	5-dr SUV 18-	Raised Rails	7106	7111	960	891	390	7121	760	7206	7213	7212
Arosa	3-dr Hatchback 98-00	Normal Roof	7112	961	891	390	7122	761				
Arosa	3-dr Hatchback 01-05	Normal Roof	7112	961	891	390	7122	761				
Ateca	5-dr SUV 16-	Normal Roof	7105	7114	962	892	391	7124	762	7205	7215	7215
Ateca	5-dr SUV 16-	Raised Rails	7104	7113	969	892	391	7123	769			
Cordoba	4-dr Sedan 03-09	Normal Roof	7112	961	891	390	7122	761				
Exeo	4-dr Sedan 09-13	Normal Roof	7112	961	891	390	7122	761				
Exeo	5-dr Estate 09-13	Raised Rails	7104	7112	961	891	390	7122	761			
Ibiza	5-dr Hatchback 17-	Normal Roof	7105	7113	969	892	391	7123	769	7205	7215	7214
Ibiza (6L)	3-dr Hatchback 02-07	Normal Roof	7112	961	891	390	7122	761				
Ibiza (6L)	5-dr Hatchback 02-07	Normal Roof	7112	961	891	390	7122	761				
Ibiza (Mk. IV)	5-dr Hatchback 08-17	Normal Roof	7105	7113	969	892	391	7123	769	7205	7214	7214
Ibiza ST	5-dr Estate 10-17	Flush Rails	7106	7111	960	891	390	7121	760	7206	7213	7212
Ibiza ST	5-dr Estate 10-	Normal Roof	7113	969	892	391	7123	769				
Inca	3-dr Estate 96-03	Fixed Points	7111	960	891	390	7121	760				
Inca	3-dr Van 96-03	Fixed Points	7111	960	891	390	7121	760				
León	3-dr Hatchback 99-05	Fixed Points	7111	960	891	390	7121	760				
León I	5-dr Hatchback 99-05	Fixed Points	7111	960	891	390	7121	760				
León II	5-dr Hatchback 05-12	Normal Roof	7105	7113	969	892	391	7123	769	7205	7215	7214
León III	5-dr Hatchback 13-20	Normal Roof	7105	7113	969	892	391	7123	769	7205	7215	7214
León IV	5-dr Hatchback 20-	Normal Roof	7105	7114	962	892	391	7124	762	7205	7215	7214
León ST	5-dr Estate 14-20	Flush Rails	7106	7112	961	891	390	7122	761	7206	7213	7213
León ST	5-dr Estate 20-	Flush Rails	7106	7112	961	891	390	7122	761	7206	7213	7212
León X-Perience	5-dr Estate 15-20	Flush Rails	7106	7112	961	891	390	7122	761	7206	7213	7213
Mii	3-dr Hatchback 12-	Normal Roof	7105	7113	969	892	391	7123	769	7205	7214	7214
Mii	5-dr Hatchback 12-	Normal Roof	7105	7113	969	892	391	7123	769	7205	7214	7214
Tarraco	5-dr SUV, 19-	Raised Rails	7104	7113	969	892	391	7123	769			
Toledo	4-dr Sedan 98-04	Fixed Points	7111	960	891	390	7121	760				
Toledo	5-dr Hatchback 05-12	Normal Roof	7112	961	892	391	7123	769				
Toledo	5-dr Hatchback 13-	Normal Roof	7105	7113	969	892	391	7123	769	7205	7215	7215

SKODA

Citigo	3-dr Hatchback 12-	Normal Roof	7105	7113	969	892	391	7123	769	7205	7214	7214
Citigo	5-dr Hatchback 12-	Normal Roof	7105	7113	969	892	391	7123	769	7205	7214	7214

Kit Next Generation	Info Next Generation	EAN Code Next Generation	Smart Rack	WingBar Edge Rapid System	Foot + SRA Rapid System	Replaced Kit Rapid System	Info Rapid System	EAN Code Rapid System	Status - Only new cars
					754	141003	B		
					754	141003	B		
					754	141003	B		
					754	141003	B		
				9594/9594B	753	183065	N		
			784/794	9584/9584B	757		N		
				9593/9593B	753	183065	N		
			784/794	9582/9582B	757		N		
					754	141048			
					754	141048			
					754	141575			
			785/795	9583/9583B	757		N		
				9582/9582B	775		N		

145130	N	7313020084237							NEW kit
--------	---	---------------	--	--	--	--	--	--	---------

					754	141040			
			785/795		757				
			785/795	9583/9583B	757		N		
				9583/9583B	775		N		
					754	141354	D		
186021	N	7313020090085		9594/9594B	753	184015	N		Next generation Flush kit added
186021	N	7313020090085		9594/9594B	753	184015	N		Next generation Flush kit added
186078	N	7313020092751		9591/9591B	753	184097	N	7313020083537	Next generation Flush kit added
					754	141052			
					754	141052			
145061	N	7313020083230		9585/9585B	775		N		
					754	141266	D		
					754	141212			
			784/794	9584/9584B	757		N		
145047	D/N	7313020083209							
					754	141266	D		
					754	141266	D		
145113	D/N	7313020083759							
186021	N	7313020090085		9591/9591B	753	184015	N		Next generation Flush kit added
					754	141608	D		
				9591/9591B	753	183007	N		
				9591/9591B	753	183007	N		
					753	183020			
					753	183020			
145138	D/N	7313020083841							Rapid kit phased out
145100	N	7313020083742							
145269	D/N	7313020093833							NEW kit
186021	N	7313020090085		9594/9594B	753	184015	N		Next generation Flush kit added
186110	N	7313020095745							NEW kit
186021	N	7313020090085		9594/9594B	753	184015	N		Next generation Flush kit added
145022	D/N	7313020083124							
145022	D/N	7313020083124							
			785/795	9585/9585B					
					753	183020			
					754	141354	D		
145119	N	7313020083773							

145022	D/N	7313020083124							
145022	D/N	7313020083124							

SKODA

		Roof type	Foot Evo	WingBar Evo	WingBar	SlideBar Evo	ProBar Evo	SquareBar Evo	SquareBar	Foot Edge - New	WingBar Edge Front - New	WingBar Edge Rear - New
Fabia (Mk I)	4-dr Sedan 01-07	Fixed Points	7111	960	891	390	7121	760				
Fabia (Mk I)	5-dr Hatchback 00-07	Fixed Points	7111	960	891	390	7121	760				
Fabia (Mk I)	5-dr Estate 00-07	Raised Rails	7104	7111	960	891	390	7121	760			
Fabia (Mk II)	5-dr Estate 08-14	Normal Roof	7112	961	891	390	7122	761				
Fabia (Mk II)	5-dr Hatchback 07-14	Normal Roof	7105	7112	961	891	390	7122	761	7205	7214	7213
Fabia (Mk II)	5-dr Estate 08-14	Raised Rails	7104	7112	961	891	390	7122	761			
Fabia (Mk III)	5-dr Hatchback 15-	Normal Roof	7105	7113	969	892	391	7123	769	7205	7214	7214
Fabia (Mk III)	5-dr Estate 15-	Normal Roof	7113	969	892	391	7123	769				
Fabia (Mk III)	5-dr Estate 15-	Raised Rails	7104	7112	961	891	390	7122	761			
Fabia Scout (Mk II)	5-dr Hatchback 09-14	Raised Rails	7104	7112	961	891	390	7122	761			
Fabia Scout (Mk II)	5-dr Hatchback 09-14	Raised Rails	7104	7111	960	891	390	7121	760			
Felicia	5-dr Estate 96-01	Raised Rails	7104	7111	960	891	390	7121	760			
Kamiiq	5-dr SUV 20-	Raised Rails	7104	7112	961	891	390	7122	761			
Karoq	5-dr SUV 18-	Raised Rails	7104	7113	969	892	391	7123	769			
Kodiaq	5-dr SUV 17-	Raised Rails	7104	7112	961	891	390	7122	761			
Octavia (Mk I)	4-dr Sedan 97-04	Fixed Points	7111	960	891	390	7121	760				
Octavia (Mk I)	5-dr Estate 96-04	Raised Rails	7104	7111	960	891	390	7121	760			
Octavia (Mk II)	4-dr Sedan 04-12	Normal Roof	7105	7113	969	892	391	7123	769	7205	7214	7213
Octavia (Mk II)	5-dr Estate 04-12	Raised Rails	7104	7112	961	891	390	7122	761			
Octavia (Mk III)	4-dr Sedan 13-	Normal Roof	7105	7113	969	892	391	7123	769	7205	7215	7214
Octavia (Mk III)	5-dr Hatchback 13-	Normal Roof	7105	7113	969	892	391	7123	769	7205	7215	7214
Octavia (Mk III)	5-dr Estate 13-19	Raised Rails	7104	7112	961	891	390	7122	761			
Octavia (Mk IV)	5-dr Estate 20-	Flush Rails	7106	7112	961	891	390	7122	761	7206	7213	7213
Octavia Scout (Mk II)	5-dr Estate 07-13	Raised Rails	7104	7112	961	891	390	7122	761			
Octavia Scout (Mk III)	5-dr Estate 14-	Raised Rails	7104	7112	961	891	390	7122	761			
Praktik	5-dr Estate 07-15	Raised Rails	7104	7112	961	891	390	7122	761			
Rapid Liftback	5-dr Hatchback 13-	Normal Roof	7105	7113	969	892	391	7123	769	7205	7215	7215
Rapid Spaceback	5-dr Hatchback 14-	Normal Roof	7105	7113	969	892	391	7123	769	7205	7215	7214
Roomster	5-dr MPV 06-15	Raised Rails	7104	7112	961	891	390	7122	761			
Roomster Scout	5-dr MPV 07-15	Raised Rails	7104	7112	961	891	390	7122	761			
Scala	5-dr Hatchback 19-	Normal Roof	7105	7113	969	892	391	7123	769	7205	7214	7214
Superb (Mk I)	4-dr Sedan 02-04	Normal Roof	7112	961	891	390	7122	761				
Superb (Mk I)	4-dr Sedan 05-07	Normal Roof	7112	961	891	390	7122	761				
Superb (Mk II)	4-dr Sedan 08-15	Normal Roof	7105	7113	969	892	391	7123	769	7205	7215	7214
Superb (Mk II)	5-dr Estate 09-15	Raised Rails	7104	7112	961	891	390	7122	761			
Superb (Mk III)	4-dr Sedan 15-	Normal Roof	7105	7114	962	892	391	7124	762	7205	7215	7215
Superb (Mk III)	5-dr Estate 15-	Raised Rails	7104	7112	961	891	390	7122	761			
Superb Alldrive (Mk II)	5-dr Estate 12-15	Raised Rails	7104	7112	961	891	390	7122	761			
Yeti	5-dr SUV 09-	Raised Rails	7113	969	892	391	7123	769				

SMART

Forfour	5-dr Hatchback 04-06	Normal Roof	7112	961	891	390	7122	761				
---------	----------------------	-------------	------	-----	-----	-----	------	-----	--	--	--	--

SSANGYONG

Actyon	4-dr Double Cab 06-	Normal Roof	7114	962	892	392	7124	762				
Actyon	5-dr SUV 05-	Normal Roof	7114	962	892	391	7124	762				
Actyon Sports	5-dr SUV 06- (S. AMERICA)	Normal Roof	7114	962	892	391	7124	762				
Korando	3-dr SUV 97-05	Raised Rails	7104	7112	961	891	390	7122	761			
Korando (C200)	5-dr SUV 11-19	Raised Rails	7104	7112	961	891	390	7122	761			
Korando (C300)	5-dr SUV 19-	Raised Rails	7104	7113	969	892	391	7123	769			
Korando Sports	4-dr Double Cab 12-	Normal Roof	7114	962	892	391	7124	762				
Korando Sports	5-dr SUV 12-	Normal Roof	7114	962	892	391	7124	762				
Kyron	5-dr SUV 05-	Raised Rails	7104	7113	969	892	391	7123	769			
Musso	4-dr Pickup, 18-	Raised Rails	7114	962	892	391	7124	762				
Musso	5-dr SUV 93-05	Normal Roof	7114	962	892	391	7124	762				
Musso	5-dr SUV 96-05	Raised Rails	7104	7114	962	892	391	7124	762			
Rexton	5-dr SUV 18-	Raised Rails	7114	962	892	391	7124	762				
Rexton (Mk I)	5-dr SUV 01-06	Raised Rails	7104	7112	961	891	390	7122	761			
Rexton (Mk II)	5-dr SUV 07-12	Raised Rails	7104	7112	961	891	390	7122	761			
Rexton (W)	5-dr SUV 12-17	Raised Rails	7104	7112	961	891	390	7122	761			

Kit Next Generation	Info Next Generation	EAN Code Next Generation	Smart Rack	WingBar Edge Rapid System	Foot + SRA Rapid System	Replaced Kit Rapid System	Info Rapid System	EAN Code Rapid System	Status - Only new cars
					753	183003			
					753	183003			
				9581/9581B	757		N		
					754	141642	B		
145120	N	7313020083780							NEW kit
			784/794	9582/9582B	757		N		
145250	N	7313020092904			754	141779	D		Next generation Clamp kit added
					754	141794	B		
				9584/9584B	775		N		
			784/794	9582/9582B	757		N		
				9581/9581B	757		N		
					757				
				9584/9584B					
				9582/9582B	757		N		
				9582/9582B	775				
					753	183003			
				9581/9581B	757		N		
145095	C/N	7313020083308							
			784/794	9582/9582B	757		N		
145011	N	7313020082899			754	141726	D	7313020066455	Rapid kit phased out
145011	N	7313020082899			754	141726	D	7313020066455	Rapid kit phased out
			784/794	9584/9584B	757		N		
186096	N	7313020092898							NEW kit
			784/794	9582/9582B	757		N		
			784/794	9584/9584B	757		N		
			784/794	9581/9581B	757		N		
145119	N	7313020083773							
145166	N	7313020086743							Rapid kit phased out
			784/794	9581/9581B	757		N		
			784/794	9581/9581B	757		N		
145230	N	7313020090313							NEW kit
					754	141257			
					754	141257			
145128	N	7313020082776							Rapid kit phased out
			784/794	9582/9582B	757		N		
145207	N	7313020089010			754	141726	D	7313020066455	Rapid kit phased out
				9582/9582B	775		N		
			784/794	9582/9582B	757		N		
				9583/9583B	775		N		
					754	141347	C		
					754	141448	D		
					754	141448	D		
					754	141448	D		
			784/794		757				
			784/794	9582/9582B	757		N		
					754	141712	C		
					754	141712	C		
			785/795	9583/9583B	757		N		
				9583/9583B	775		N/H		
					754	141203	C		
					757				
				9583/9583B	775		N		
			784/794	9582/9582B	757		N		
			784/794	9582/9582B	757		N		
			784/794	9582/9582B	757		N		

SSANGYONG

		Roof type	Foot Evo	WingBar Evo	WingBar	SlideBar Evo	ProBar Evo	SquareBar Evo	SquareBar	Foot Edge - New	WingBar Edge Front - New	WingBar Edge Rear - New
Rexton Sports	4-dr Pickup, 18-	Raised Rails	7114	962	892	391	7124	762				
Rodius	5-dr MPV 13-	Raised Rails	7112	961	891	390	7122	761				
Rodius	5-dr SUV 04-12	Raised Rails	7112	961	891	390	7122	761				
Tivoli	5-dr SUV 15-	Flush Rails	7112	961	891	390	7122	761				
Tivoli	5-dr SUV 15-	Normal Roof	7113	969	892	391	7123	769				
XLV	5-dr SUV 16-	Raised Rails	7104	7112	961	891	390	7122	761			

SUBARU

		Roof type	Foot Evo	WingBar Evo	WingBar	SlideBar Evo	ProBar Evo	SquareBar Evo	SquareBar	Foot Edge - New	WingBar Edge Front - New	WingBar Edge Rear - New
Exiga	5-dr MPV 15-	Flush Rails	7112	961	891	390	7122	761				
Exiga	5-dr MPV 08-15	Normal Roof	7113	969	892	391	7123	769				
Forester	5-dr SUV 08-12	Fixed Points	7113	969	892	391	7123	769				
Forester (SJ)	5-dr SUV 13-18	Fixed Points	7112	961	891	390	7122	761				
Forester (SK)	5-dr SUV 19-	Fixed Points	7112	961	891	390	7122	761				
Forester (SK)	5-dr SUV 19-	Raised Rails	7104	7112	961	891	390	7122	761			
Forester	5-dr SUV 03-07	Flush Rails	7111	960	891	390	7121	760				
Forester	5-dr SUV 08-12	Raised Rails	7104	7112	961	891	390	7122	761			
Forester	5-dr SUV 13-18	Raised Rails	7113	969	892	391	7123	769				
Forester	5-dr SUV 18-	Raised Rails	7112	961	891	390	7122	761				
Impreza	4-dr Sedan 17- (N. AMERICA)	Fixed Points	7113	969	892	391	7123	769				
Impreza	5-dr Hatchback 17- (N. AMERICA)	Fixed Points	7113	969	892	391	7123	769				
Impreza	4-dr Sedan 93-07	Normal Roof	7113	969	892	391	7123	769				
Impreza	5-dr Estate 93-07	Normal Roof	7113	969	892	391	7123	769				
Impreza	5-dr Estate 93-00	Raised Rails	7104	7111	960	891	390	7121	760			
Impreza	5-dr Estate 01-04	Raised Rails	7104	7111	960	891	390	7121	760			
Impreza	5-dr Estate 05-10	Raised Rails	7104	7111	960	891	390	7121	760			
Impreza (Mk. III)	4-dr Sedan 07-11	Fixed Points	7112	961	891	390	7122	761				
Impreza (Mk. III)	5-dr Hatchback 07-11	Fixed Points	7112	961	891	390	7122	761				
Impreza (Mk. IV)	5-dr Hatchback 12-16	Fixed Points	7112	961	891	390	7122	761				
Impreza (Mk. IV)	4-dr Sedan 11-16	Normal Roof	7105	7114	962	892	391	7124	762	7205	7215	7214
Impreza (Mk. V)	5-dr Hatchback 17-	Fixed Points	7112	961	891	390	7122	761				
Impreza (Mk. V)	4-dr Sedan 17-	Normal Roof	7105	7114	962	892	391	7124	762	7205	7215	7215
Impreza WRX	4-dr Sedan 14-17	Normal Roof	7105	7114	962	892	391	7124	762	7205	7215	7214
Justy	5-dr MPV 03-07	Raised Rails	7104	7112	961	891	390	7122	761			
Legacy	4-dr Sedan 04-09	Normal Roof	7113	969	892	391	7123	769				
Legacy (V)	5-dr Estate 09-14	Fixed Points	7112	961	891	390	7122	761				
Legacy II	5-dr Estate 94-02	Raised Rails	7104	7111	960	891	390	7121	760			
Legacy III	4-dr Sedan 99-03	Normal Roof	7114	962	892	391	7124	762				
Legacy III	5-dr Estate 98-03 (JPN)	Raised Rails	7104	7112	961	891	390	7122	761			
Legacy IV	5-dr Estate 03-09	Fixed Points	7111	960	891	390	7121	760				
Legacy V	4-dr Sedan 09-14	Normal Roof	7114	962	892	391	7124	762				
Legacy VI	4-dr Sedan 14-	Normal Roof	7105	7114	962	892	391	7124	762	7205	7215	7215
Levorg	5-dr Estate 14-20	Fixed Points	7112	961	891	390	7122	761				
Levorg	5-dr Estate 20-	Fixed Points	7112	961	891	390	7122	761				
Liberty	4-dr Sedan 99-03 (AU)	Normal Roof	7114	962	892	391	7124	762				
Liberty	4-dr Sedan 09-14 (AU)	Normal Roof	7114	962	892	391	7124	762				
Liberty	4-dr Sedan 15- (AU)	Normal Roof	7105	7114	962	892	391	7124	762	7205	7215	7215
Outback (II)	5-dr Estate 94-03	Raised Rails	7104	7111	960	891	390	7121	760			
Outback (III)	5-dr Estate 03-09	Flush Rails	7106	7111	960	891	390	7121	760	7206	7212	7212
Outback (IV)	5-dr Estate 09-14	Flush Rails	7106	7112	961	891	390	7122	761	7206	7214	7214
Outback (IV)	5-dr Estate 10-14	Flush Rails	7113	969	892	391	7123	769				
Outback (V)	5-dr Estate 14-	Flush Rails	7106	7112	961	891	390	7122	761	7206	7213	7213
Outback (V)	5-dr Estate 14- (AU)	Factory Installed Crossbar	7112	961	891	390	7122	761				
Trezia	5-dr Hatchback 11-	Normal Roof	7113	969	892	391	7123	769				
Tribeca	5-dr SUV 08-	Raised Rails	7104	7114	962	892	391	7124	762			
WRX	4-dr Sedan, 18-	Fixed Points	7112	961	891	390	7122	761				
XV	5-dr SUV 12-	Fixed Points	7112	961	891	390	7122	761				
XV	5-dr SUV 12-16	Raised Rails	7104	7112	961	891	390	7122	761			
XV	5-dr SUV 17-	Raised Rails	7113	969	892	391	7123	769				
XV	5-dr SUV 17-	Fixed Points	7112	961	891	390	7122	761				
XV e-Boxer	5-dr SUV, 19-	Flush Rails	7112	961	891	390	7122	761				

Kit Next Generation	Info Next Generation	EAN Code Next Generation	Smart Rack	WingBar Edge Rapid System	Foot + SR A Rapid System	Replaced Kit Rapid System	Info Rapid System	EAN Code Rapid System	Status - Only new cars
				9583/9583B	775				N/H
			784/794	9585/9585B	775				N
				9582/9582B	775				N
				9592/9592B	753	184045			N
					754	141805			C
			784/794	9584/9584B	757				N

				9594/9594B	753	184054			C/N
					754	141545			C
				9592/9592B	753	183079			N
				9592/9592B	753	183082			N
				9595/9595B	753	183172		7313020086613	D/N
				9592/9592B	775				
				9591/9591B	753	184005			C/N
				9582/9582B	757				N
			784/794	9582/9582B	775				N
			784/794	9582/9582B	775				N
				9595/9595B	753	183158			D/N
				9595/9595B	753	183158			D/N
					754	141210			
					757				
					757				
				9581/9581B	757				N
				9594/9594B	753	183068			N
				9594/9594B	753	183068			N
				9595/9595B	753	183068			N
145178	N	7313020086903		9595/9595B	753	183157			N
145067	N	7313020084022							Rapid kit phased out
145178	N	7313020086903							
			784/794		757				
					754	141340			C
				9595/9595B	753	183082			N
					757				
					754	141060			D
			784/794		757				
					753	183018			
					754	141574			C
145193	N	7313020087528			754	141761			B
				9595/9595B	753	183131			N
				9595/9595B	753	183179		7313020092041	D/N
					754	141060			D
					754	141574			C
145193	N	7313020087528			754	141761			B
					757				
186002	D/N	7313020089782			753	184008			C
186002	D/N	7313020089782			-	-			Next generation Flush kit added
				9595/9595B	753	184008			C/N
186047	N	7313020090269		9592/9592B	753	184052			C/N
				9591/9591B	753	184063			D/N
					754	141648			C
				9583/9583B	757				N
				9595/9595B	753	183131			B/N
				9595/9595B	753	183068			N
			784/794	9584/9584B	757				N
				9585/9585B	775				N
				9595/9595B	753	183157			N
				9592/9592B	753	184101		7313020088037	N
									NEW kit

SUZUKI

		Roof type	Foot Evo	WingBar Evo	WingBar	SlideBar Evo	ProBar Evo	SquareBar Evo	SquareBar	Foot Edge - New	WingBar Edge Front - New	WingBar Edge Rear - New
Alto	3-dr Hatchback 94-01 (EUR)	Normal Roof					390	7123	769			
Alto	3-dr Hatchback 99-04 (JPN)	Normal Roof					390	7121	760			
Alto	5-dr Hatchback 94-01 (EUR)	Normal Roof		7111	960	891	390	7121	760			
Alto	5-dr Hatchback 02-06 (EUR)	Normal Roof		7111	960	891	390	7121	760			
Alto	5-dr Hatchback 94-98 (JPN)	Normal Roof		7112	961	891	390	7122	761			
Alto	5-dr Hatchback 99-08 (JPN)	Normal Roof		7111	960	891	390	7121	760			
Alto	5-dr Hatchback 09-14	Normal Roof		7112	961	891	390	7122	761			
Alto Works	3-dr Hatchback 99-04 (JPN)	Normal Roof					390	7121	760			
Alto Works	5-dr Hatchback 99-04 (JPN)	Normal Roof		7111	960	891	390	7121	760			
Baleno	5-dr Hatchback 16-	Fixed Points		7112	961	891	390	7122	761			
Baleno	5-dr Estate 96-02	Raised Rails	7104	7111	960	891	390	7121	760			
Carry	4-dr Van 00-05	Rain Gutters						7122	761			
Ertiga	5-dr MPV 19-	Normal Roof	7105	7114	962	892	391	7124	762	7205	7215	7214
Escudo	5-dr SUV 05-17	Normal Roof		7114	962	892	391	7124	762			
Escudo	5-dr SUV 98-05	Raised Rails	7104	7112	961	891	390	7122	761			
Esteem	5-dr Estate 98-07	Raised Rails	7104	7111	960	891	390	7121	760			
Every	5-dr MPV 05-	Rain Gutters						7123	769			
Every	5-dr Van 79-05	Rain Gutters						7122	761			
Forenza	5-dr Estate 04-	Raised Rails	7104	7111	960	891	390	7121	760			
Grand Vitara	3-dr SUV 05-15	Flush Rails		7112	961	891	390	7122	761			
Grand Vitara	5-dr SUV 05-15	Flush Rails		7112	961	891	390	7122	761			
Grand Vitara	5-dr SUV 05-15	Normal Roof		7114	962	892	391	7124	762			
Grand Vitara	5-dr SUV 99-04	Raised Rails	7104	7112	961	891	390	7122	761			
Hustler	5-dr MPV 14-	Flush Rails	7106	7112	961	891	390	7122	761	7206	7214	7214
Ignis	3-dr Hatchback 00-04	Normal Roof					390	7122	761			
Ignis	5-dr Hatchback 01-05	Normal Roof		7112	961	891	390	7122	761			
Ignis	5-dr Hatchback 01-05	Raised Rails	7104	7112	961	891	390	7122	761			
Ignis	5-dr Hatchback 16-	Raised Rails	7104	7111	960	891	390	7121	760			
Ignis	5-dr SUV 04-07	Raised Rails	7104	7112	961	891	390	7122	761			
Jimny	3-dr SUV 98-18	Raised Rails		7112	961	891	390	7122	761			
Jimny	3-dr SUV 18-	Rain Gutters						7124	762			
Jimny Sierra	3-dr SUV 98-18	Raised Rails		7112	961	891	390	7122	761			
Jimny Sierra	3-dr SUV 18-	Rain Gutters						7124	762			
Kei	3-dr MPV 99-00	Normal Roof					390	7122	761			
Kei	5-dr MPV 99-00	Normal Roof		7112	961	891	390	7122	761			
Kei	5-dr MPV 98-09	Raised Rails	7104	7111	960	891	390	7121	760			
Kizashi	4-dr Sedan 10-	Fixed Points		7112	961	891	390	7122	761			
Landy	5-dr MPV 07-09	Normal Roof		7114	962	892	391	7124	762			
Samurai	5-dr SUV 82-98	Rain Gutters						7122	761			
Spacia Gear	5-dr Hatchback 19-	Raised Rails	7104	7114	962	892	391	7124	762			
Splash	5-dr Hatchback 08-14	Normal Roof		7112	961	891	390	7122	761			
Super Carry	5-dr Van 86-98	Rain Gutters							765			
Swift	3-dr Hatchback 10-17	Fixed Points		7111	960	891	390	7121	760			
Swift	5-dr Hatchback 10-17	Fixed Points		7111	960	891	390	7121	760			
Swift	5-dr Hatchback 05-09	Normal Roof		7112	961	891	390	7122	761			
Swift SE-Z	3-dr Hatchback 99-04	Normal Roof					390	7122	761			
Swift SE-Z	5-dr Estate 99-04	Normal Roof		7112	961	891	390	7122	761			
Swift SE-Z	5-dr Hatchback 99-04	Normal Roof		7112	961	891	390	7122	761			
SX4	5-dr Hatchback 06-	Fixed Points		7111	960	891	390	7121	760			
SX4	5-dr Hatchback 06-13	Raised Rails	7104	7112	961	891	390	7122	761			
SX4 S-Cross	5-dr Hatchback 14-	Fixed Points		7112	961	891	390	7122	761			
SX4 S-Cross	5-dr Hatchback 14-	Flush Rails	7106	7112	961	891	390	7122	761	7206	7213	7213
Wagon R	3-dr MPV 99-03	Normal Roof		7112	961	891	390	7122	761			
Wagon R	5-dr MPV 99-03	Normal Roof		7112	961	891	390	7122	761			
Wagon R	5-dr MPV 08-	Normal Roof		7112	961	891	390	7122	761			
Wagon R	5-dr MPV 99-03	Raised Rails	7104	7111	960	891	390	7121	760			
Wagon R+	5-dr MPV 99-03	Normal Roof		7112	961	891	390	7122	761			
Wagon R+	5-dr MPV 04-05	Normal Roof		7112	961	891	390	7122	761			
Wagon R+	5-dr MPV 97-05	Raised Rails	7104	7112	961	891	390	7122	761			

Kit Next Generation	Info Next Generation	EAN Code Next Generation	Smart Rack	WingBar Edge Rapid System	Foot + SR A Rapid System	Replaced Kit Rapid System	Info Rapid System	EAN Code Rapid System	Status - Only new cars
					754+774	141168	C		
					754+774	141168	C		
					754	141168	C		
					754	141168	C		
					754	141168	C		
					754	141168	C		
					754	141525	A		
					754+774	141168	C		
					754	141168	C		
				9594/9594B	753	183156	B/N		
					757				
					951				
145227	N	7313020090252							NEW kit
					754	141402	B		
			784/794		757				
					757				
					951				
					420				
					757				
				9594/9594B	753	183024	N		
				9594/9594B	753	183024	N		
					754	141402	B		
			784/794	9582/9582B	757		N		
186030	B/N	7313020090115		9595/9595B	753	184040	B/N		Next generation Flush kit added
					754+774	141166	C		
					754	141166	C		
			784/794	9582/9582B	757		N		
					9581/9591B	757		N	
			784/794		757				
			784/794	9581/9581B	775		N		
					951				
				784/794	9581/9581B	775		N	
					951				
					754+774	141166	C		
					754	141166	C		
					757				
				9595/9595B	753	183094	N		
					754	141390	C		
					951				
	A								
					754	141499	B		
					952				
				9591/9591B	753	183095	B/N		
				9591/9591B	753	183095	B/N		
					754	141622	B		
					754+774	141166	C		
					754	141166	C		
					754	141166	C		
				9591/9591B	753	183092	B/N		
			784/794	9582/9582B	757		N		
				9594/9594B	753	183092	B/N		
186030	N	7313020090115		9594/9594B	753	184040	N		Next generation Flush kit added
					754	141167	C		
					754	141167	C		
					754	141573	C		
					757				
					754	141167	C		
					754	141167	C		
			784/794		757				

SUZUKI

		Roof type	Foot Evo	WingBar Evo	WingBar	SlideBar Evo	ProBar Evo	SquareBar Evo	SquareBar	Foot Edge - New	WingBar Edge Front - New	WingBar Edge Rear - New
Vitara	5-dr SUV 15-	Flush Rails	7106	7112	961	891	390	7122	761	7206	7214	7213
Vitara	5-dr SUV 98-05	Raised Rails	7104	7112	961	891	390	7122	761			
XL-7	5-dr SUV 01-02	Raised Rails	7104	7112	961	891	390	7122	761			
XL-7	5-dr SUV 03-10	Raised Rails	7104	7112	961	891	390	7122	761			

TATA

Indigo	5-dr SUV 04-	Raised Rails	7104	7111	960	891	390	7121	760			
Xenon	4-dr Double Cab 09-	Raised Rails	7104	7111	960	891	390	7121	760			

TESLA

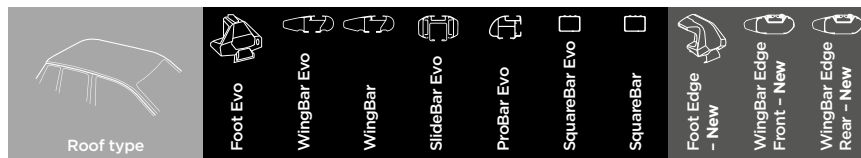
Model S (To June 2015)	5-dr Hatchback 13-15	Fixed Points, w/ Glass Roof	7114	962	892	391	7124	762				
Model S (From July 2015)	5-dr Hatchback 15-17	Fixed Points, w/ Glass Roof	7114	962	892	391	7124	762				

TOYOTA

4 Runner	5-dr SUV 96-03	Normal Roof	7112	961	891	390	7122	761				
Allex	5-dr Hatchback 01-04	Normal Roof	7112	961	891	390	7122	761				
Allex	5-dr Hatchback 05-	Normal Roof	7112	961	891	390	7122	761				
Alphard	5-dr MPV 08-15	Normal Roof	7115	963	893	392	7125	763				
Alphard	5-dr MPV 15-	Normal Roof	7105	7115	963	893	392	7125	763	-	-	-
Altezza	4-dr Sedan 99-05	Normal Roof	7112	961	891	390	7122	761				
Auris	5-dr Estate 13-19	Flush Rails	7106	7111	960	891	390	7121	760	7206	7212	7212
Auris	5-dr Hatchback 06-12	Normal Roof	7105	7113	969	892	391	7123	769	7205	7214	7214
Auris	5-dr Hatchback 13-19	Normal Roof, w/o Glass Roof	7105	7112	961	891	390	7122	761	7205	7214	7213
Avanza	5-dr MPV 13-	Normal Roof	7113	969	892	391	7123	769				
Avanza (Mk. I)	5-dr MPV 04-10	Normal Roof	7112	961	891	390	7122	761				
Avensis	5-dr Estate 09-	Fixed Points	7112	961	891	390	7122	761				
Avensis	4-dr Sedan 98-00	Normal Roof	7112	961	891	390	7122	761				
Avensis	4-dr Sedan 01-02	Normal Roof	7112	961	891	390	7122	761				
Avensis	5-dr Hatchback 98-00	Normal Roof	7112	961	891	390	7122	761				
Avensis	5-dr Hatchback 01-02	Normal Roof	7112	961	891	390	7122	761				
Avensis	4-dr Sedan 09-	Normal Roof	7113	969	892	391	7123	769				
Avensis	5-dr Estate 98-00	Raised Rails	7112	961	891	390	7122	761				
Avensis	5-dr Estate 01-02	Raised Rails	7104	7112	961	891	390	7122	761			
Avensis	5-dr Estate 03-08	Raised Rails	7104	7112	961	891	390	7122	761			
Avensis Verso	5-dr MPV 01-06	Normal Roof	7114	962	892	391	7124	762				
Avensis Verso	5-dr MPV 01-06	Raised Rails	7104	7111	960	891	390	7121	760			
Aygo	5-dr Hatchback 05-14	Normal Roof	7112	961	891	390	7122	761				
Aygo	5-dr Hatchback 14-	Normal Roof	7105	7113	969	892	391	7123	769	7205	7214	7213
bB	5-dr MPV 06-	Normal Roof	7114	962	892	391	7124	762				
Belta (Mk. II)	4-dr Sedan 07-13	Normal Roof	7112	961	891	390	7122	761				
Caldina	5-dr Estate 96-01	Raised Rails	7104	7114	962	892	391	7124	762			
Caldina	5-dr Estate 02-07	Raised Rails	7104	7114	962	892	391	7124	762			
Camry	4-dr Sedan 02-06	Normal Roof	7114	962	892	391	7124	762				
Camry	4-dr Sedan 12-17	Normal Roof	7105	7113	969	892	391	7123	769	7205	7214	7214
Carib	5-dr Estate 07-	Raised Rails	7104	7111	960	891	390	7121	760			
Carina E	5-dr Estate 93-97	Raised Rails	7104	7111	960	891	390	7121	760			
C-HR	4-dr Coupé 17-	Normal Roof	7105	7113	969	892	391	7123	769	7205	7214	7214
Corolla	3-dr Hatchback 98-02	Normal Roof					390	7122	761			
Corolla	5-dr Hatchback 98-02	Normal Roof	7112	961	891	390	7122	761				
Corolla	4-dr Sedan 00-06	Normal Roof	7112	961	891	390	7122	761				
Corolla	5-dr Estate 00-06	Normal Roof	7112	961	891	390	7122	761				
Corolla	5-dr Hatchback 02-06	Normal Roof	7112	961	891	390	7122	761				
Corolla	5-dr Hatchback 06-12	Normal Roof	7105	7113	969	892	391	7123	769	7205	7214	7214
Corolla	4-dr Sedan 07-13	Normal Roof	7112	961	891	390	7122	761				
Corolla	4-dr Sedan 02-06	Normal Roof	7112	961	891	390	7122	761				
Corolla	5-dr Hatchback 13-18	Normal Roof	7105	7112	961	891	390	7122	761	7205	7214	7213
Corolla	4-dr Sedan 14-18	Normal Roof	7105	7112	961	891	390	7122	761	7205	7214	7213
Corolla	4-dr Sedan 19-	Normal Roof	7105	7112	961	891	390	7122	761	7205	7214	7213
Corolla	5-dr Estate 93-97	Raised Rails	7104	7111	960	891	390	7121	760			
Corolla	5-dr Estate 98-99	Raised Rails	7104	7111	960	891	390	7121	760			

Kit Next Generation	Info Next Generation	EAN Code Next Generation	Smart Rack	WingBar Edge Rapid System	Foot + SR-A Rapid System	Replaced Kit Rapid System	Info Rapid System	EAN Code Rapid System	Status - Only new cars
186030	N	7313020090115		9594/9594B	753	184040	N		Next generation Flush kit added
			784/794		757				
			784/794		757				
			784/794		757				
					757				
					775				
					753	183130			
				9596/9596B	753	183153	N		
					754	141064			
					754	141205	D		
					754	141205	D		
					754	141491	C		
145194		7313020089119							NEW kit
					754	141152			
186036	N	7313020090177			753	184037			Next generation Flush kit added
145109	N	7313020082714							
145130	N	7313020084237							
					754	141747	C		
					754	141371	C		
				9592/9592B	753	183073	N		
					754	141077	D		
					754	141077			
					754	141077	D		
					754	141077			
					754	141502	B		
				9581/9581B	775		N		
				9581/9581B	775		N		
				9581/9581B	775		N		
					754	141231	D		
					775				
					754	141498	C		
145141	N	7313020082806							NEW kit
					754	141394	B		
					754	141427	C	7313020054131	Rapid kit phased out
					757				
					757				
					754	141261			
145149	N	7313020084282							
					757				
					757				
145048	N	7313020083216							
					754+774	141071	C		
					754	141071	C		
					754	141205	D		
					754	141205	D		
					754	141205	D		
145109	N	7313020082714							
					754	141446	C		
					754	141630	D		
145130	N	7313020084237							
145148	N	7313020082820							
145209	D/N	7313020089041							Added on existing kit
				9581/9581B	757		N		
				9581/9581B	757		N		

TOYOTA



Model	Year	Roof type	Foot Evo	WingBar Evo	WingBar	SlideBar Evo	ProBar Evo	SquareBar Evo	SquareBar	Foot Edge - New	WingBar Edge Front - New	WingBar Edge Rear - New
Corolla	5-dr Estate 00-06	Raised Rails	7104	7111	960	891	390	7121	760			
Corolla Altis	4-dr Sedan 01-06 (ASIA)	Normal Roof		7112	961	891	390	7122	761			
Corolla Fielder Mk. X	5-dr Estate 06-13	Raised Rails	7104	7111	960	891	390	7121	760			
Corolla Fielder Mk. XI	5-dr Estate 12-	Normal Roof		7112	961	891	390	7122	761			
Corolla Rumion	5-dr Hatchback 07-16 (JPN)	Normal Roof		7115	963	893	392	7125	763			
Corolla Runx	5-dr Hatchback 01-04	Normal Roof		7112	961	891	390	7122	761			
Corolla Runx	5-dr Hatchback 05-06	Normal Roof		7112	961	891	390	7122	761			
Corolla Sport	5-dr Hatchback, 19-	Normal Roof	7105	7112	961	891	390	7122	761	7205	7214	7214
Corolla Touring Sports	5-dr Estate 19-	Flush Rails	7106	7111	960	891	390	7121	760	7206	7213	7212
Corolla Verso	5-dr MPV 04-08	Normal Roof	7105	7114	962	892	391	7124	762	7205	7216	7215
Corolla Verso	5-dr MPV 02-03	Raised Rails		7113	969	892	391	7123	769			
Corolla Verso	5-dr MPV 04-08	Raised Rails	7104	7113	969	892	391	7123	769			
Echo	3-dr Hatchback, 99-05	Normal Roof					390	7122	761			
Echo	5-dr Hatchback, 99-05	Normal Roof		7112	961	891	390	7122	761			
Echo	4-dr Sedan 99-05	Normal Roof		7112	961	891	390	7122	761			
Emina	5-dr MPV 92-99	Twin Moon Roof		7112	961	891	390	7122	761			
Estima	5-dr MPV 90-99	Twin Moon Roof		7114	962	892	391	7124	762			
Estima	5-dr MPV 00-02	Normal Roof		7112	961	891	390	7122	761			
Estima	5-dr MPV 03-05	Normal Roof		7112	961	891	390	7122	761			
Estima	5-dr MPV 06-	Normal Roof		7113	969	892	391	7123	769			
Estima	5-dr MPV 00-05	Raised Rails	7104	7112	961	891	390	7122	761			
Etios	4-dr Sedan 12-	Normal Roof	7105	7112	961	891	390	7122	761	7205	7214	7213
Etios	5-dr Hatchback 12-	Normal Roof	7105	7112	961	891	390	7122	761	7205	7214	7213
Fortuner	5-dr SUV 16-	Flush Rails		7112	961	891	390	7122	761			
Funcargo	5-dr MPV 99-05	Raised Rails	7104	7112	961	891	390	7122	761			
Gracia	5-dr Estate 97-02	Raised Rails	7104	7115	963	893	392	7125	763			
Harrier (Mk. II)	5-dr SUV 03-09	Normal Roof		7113	969	892	391	7123	769			
Harrier (XU60)	5-dr SUV 14-	Normal Roof		7114	962	892	391	7124	762			
HiAce	4-dr Van 96-06	Fixed Points		7114	962	892	392	7124	762			
HiAce	4-dr Van 07-	Fixed Points		7114	962	892	392	7124	762			
HiAce	5-dr MPV 04- (JPN)	Rain Gutters						7125	763			
HiAce Regius	5-dr MPV 97-02	Raised Rails	7104	7114	962	892	391	7124	762			
Highlander	5-dr SUV 14-	Fixed Points		7113	969	892	391	7123	769			
Highlander	5-dr SUV 14-20	Flush Rails		7113	969	892	391	7123	769			
Highlander	5-dr SUV 14-	Normal Roof		7115	963	893	392	7125	763			
Highlander	5-dr SUV 07-13	Raised Rails	7104	7114	962	892	391	7124	762			
Hilux	2-dr Extended Cab 98-04	Normal Roof		7112	961	891	390	7122	761			
Hilux	2-dr Single Cab 98-04	Normal Roof		7112	961	891	390	7122	761			
Hilux	4-dr Double Cab 98-04	Normal Roof		7112	961	891	390	7122	761			
Hilux	2-dr Extended Cab 05-15	Normal Roof		7114	962	892	391	7124	762			
Hilux	2-dr Single Cab 05-15	Normal Roof		7114	962	892	391	7124	762			
Hilux	4-dr Double Cab 05-15	Normal Roof	7105	7114	962	892	392	7124	762	7205	7215	7215
Hilux	4-dr Double Cab 16-	Normal Roof	7105	7114	962	892	391	7124	762	7205	7215	7215
Hilux	4-dr Extra Cab 16-	Normal Roof	7105	7114	962	892	391	7124	762	7205	7215	7215
Hilux Surf	5-dr SUV 96-03 (JPN)	Normal Roof		7112	961	891	390	7122	761			
Hilux SW4	5-dr SUV 16-	Flush Rails		7112	961	891	390	7122	761			
Hilux SW4	5-dr SUV 06-15	Raised Rails	7104	7111	960	891	390	7121	760			
Innova	5-dr MPV 04-17	Normal Roof		7114	962	892	391	7124	762			
Ipsum	5-dr MPV 01-03	Normal Roof		7114	962	892	391	7124	762			
Ipsum	5-dr MPV 96-00	Raised Rails	7104	7112	961	891	390	7122	761			
Ipsum	5-dr MPV 01-03	Raised Rails	7104	7112	961	891	390	7122	761			
Ist (Mk II)	5-dr Hatchback 07- (JPN)	Normal Roof		7112	961	891	390	7122	761			
Kluger	5-dr SUV 14-	Fixed Points		7113	969	892	391	7123	769			
Kluger	5-dr SUV 14-20	Flush Rails		7113	969	892	391	7123	769			
Kluger	5-dr SUV 14-	Normal Roof		7115	963	893	392	7125	763			
Kluger	5-dr SUV 03-06	Raised Rails	7104	7114	962	892	391	7124	762			
Kluger	5-dr SUV 07-13	Raised Rails	7104	7114	962	892	391	7124	762			
Land Cruiser	3-dr SUV 03-	Raised Rails	7104	7114	962	892	391	7124	762			
Land Cruiser	5-dr SUV 90-97	Rain Gutters						7125	763			
Land Cruiser	5-dr SUV 98-02	Raised Rails	7104	7114	962	892	391	7124	762			

Kit Next Generation	Info Next Generation	EAN Code Next Generation	Smart Rack	WingBar Edge Rapid System	Foot + SRA Rapid System	Replaced Kit Rapid System	Info Rapid System	EAN Code Rapid System	Status - Only new cars
					757				
					754	141630	D		
					757				
					754	141739	D		
					754	141482	C		
					754	141205	D		
					754	141205	D		
145209	D/N	7313020089041							NEW kit
186080	N	7313020092782		9591/9591B	753	184111	N	7313020090290	Next generation Flush kit added
145099	N	7313020082707							Rapid kit phased out
				9584/9584B	775		N		
				9584/9584B	775		N		
					754+774	141141	D		Added on existing kit
					754	141141	D		Added on existing kit
					754	141187			
					754	141135	C		
					754	141135	C		
					754	141165	D		
					754	141165	D		
					754	141384	B		
			784/794		757				
145255	N	7313020092805							NEW kit
145255	N	7313020092805							NEW kit
				9592/9592B	753	184071	N		
			784/794		757				
					757				
					754	141298	D		
					754	141810	B		
					753	183043			
					753	183043			
					951				
					757				
				9593/9593B	753	183074	N		
				9593/9593B	753	183134	C/N		
					754	141803	D		
				9583/9583B	775		N		
					754	141083	D		
					754	141083	A/L		
					754	141083	D		
					754	141348	C		
					754	141348	A/L		
145091	N	7313020083292							
145003	N	7313020083872							
145003	N	7313020083872							
					754	141064			
				9592/9592B	753	184071	N		
					757				
					754	141357	D		
					754	141231	D		
			784/794		757				
			784/794		757				
					754	141468	C		
				9593/9593B	753	183074	N		
				9593/9593B	753	183134	C/N		
					754	141803	D		
				9583/9583B	775		N		
					757				
					951				
					775				

Roof Racks

TOYOTA

		Roof type	Foot Evo	WingBar Evo	WingBar	SlideBar Evo	ProBar Evo	SquareBar Evo	SquareBar	Foot Edge - New	WingBar Edge Front - New	WingBar Edge Rear - New
Land Cruiser	5-dr SUV 03-	Raised Rails	7104	7114	962	892	391	7124	762			
Land Cruiser 100	5-dr SUV 98-01	Normal Roof		7115	963	893	392	7125	763			
Land Cruiser 100	5-dr SUV 02-07	Normal Roof		7115	963	893	392	7125	763			
Land Cruiser 100	5-dr SUV 90-97	Raised Rails	7104	7114	962	892	391	7124	762			
Land Cruiser 100	5-dr SUV 98-01	Raised Rails	7104	7114	962	892	391	7124	762			
Land Cruiser 120	5-dr SUV 04-09	Normal Roof		7114	962	892	391	7124	762			
Land Cruiser 120	5-dr SUV 04-	Raised Rails	7104	7112	961	891	390	7122	761			
Land Cruiser 150	5-dr SUV 09-	Raised Rails		7113	969	892	391	7123	769			
Land Cruiser 150	5-dr SUV 09-	Normal Roof	7105	7114	962	892	391	7124	762	7205	7215	7215
Land Cruiser 200	5-dr SUV 08-	Fixed Points		7114	962	892	391	7124	762			
Land Cruiser 200	5-dr SUV 08-	Raised Rails	7104	7114	962	892	391	7124	762			
Land Cruiser 500	5-dr SUV 05-	Raised Rails	7104	7114	962	892	391	7124	762			
Land Cruiser 80	4-dr SUV 90-97	Rain Gutters						7125	763			
Land Cruiser 90	5-dr SUV 02-03	Normal Roof		7114	962	892	391	7124	762			
Land Cruiser 90	5-dr SUV 04- (S. AMERICA)	Normal Roof		7114	962	892	391	7124	762			
Land Cruiser 90	5-dr SUV 03-	Raised Rails	7104	7112	961	891	390	7122	761			
Land Cruiser Prado	5-dr SUV 02-09	Normal Roof		7114	962	892	391	7124	762			
Land Cruiser Prado	5-dr SUV 98-02	Rain Gutters						7124	762			
Land Cruiser Prado	5-dr SUV 98-02	Raised Rails	7104	7114	962	892	391	7124	762			
Land Cruiser Prado	5-dr SUV 02-09	Raised Rails	7104	7113	969	892	391	7123	769			
Land Cruiser Prado	5-dr SUV 09-	Raised Rails		7113	969	892	391	7123	769			
Land Cruiser Prado	5-dr SUV 09-	Normal Roof	7105	7114	962	892	391	7124	762	7205	7215	7215
LiteAce	5-dr MPV 96-	Rain Gutters						7124	762			
Lucida	5-dr MPV 92-99	Twin Moon Roof		7114	962	892	391	7124	762			
MR2	2-dr Coupé 89-99	Rain Gutters						7122	761			
Noah (Mk I)	5-dr MPV 01-07	Normal Roof		7114	962	892	391	7124	762			
Noah (Mk II)	5-dr MPV 07-13	Normal Roof		7114	962	892	391	7124	762			
PicNic	5-dr MPV 01-06	Normal Roof		7114	962	892	391	7124	762			
PicNic	5-dr MPV 97-00	Raised Rails	7104	7112	961	891	390	7122	761			
Platz	4-dr Sedan 99-05	Normal Roof		7112	961	891	390	7122	761			
Previa	5-dr MPV 90-99	Normal Roof, w/ Glass Roof		7114	962	892	391	7124	762			
Previa	5-dr MPV 00-02	Normal Roof		7112	961	891	390	7122	761			
Previa	5-dr MPV 03-05	Normal Roof		7112	961	891	390	7122	761			
Previa	5-dr MPV 90-99	Raised Rails	7104	7112	961	891	390	7122	761			
Previa	5-dr MPV 00-02	Raised Rails	7104	7112	961	891	390	7122	761			
Previa	5-dr MPV 06-	Raised Rails	7104	7112	961	891	390	7122	761			
Prius	5-dr Hatchback 09-15	Normal Roof	7105	7113	969	892	391	7123	769	7205	7215	7214
Prius (XW20)	5-dr Hatchback 04-08	Normal Roof		7114	962	892	391	7124	762			
Prius (XW20)	5-dr Hatchback 04-08	Normal Roof	7105	7113	969	892	391	7123	769	7205	7215	7214
Prius (XW50)	5-dr Hatchback 16-	Normal Roof	7105	7113	969	892	391	7123	769	7205	7215	7214
Prius +	5-dr Estate 12-	Normal Roof	7105	7113	969	892	391	7123	769	7205	7215	7214
ProAce	4-dr Van 13-16	Fixed Points				892	392	7124	762			
ProAce	4-dr Van 16-	Fixed Points				892	391	7124	762			
ProAce City	4-dr Van 20-	Raised Rails	7115	963	893	392	7125	763				
ProAce City	4-dr Van 20-	Fixed Points	7114	962	892	391	7124	762				
ProAce Verso	5-dr Bus 16-	Fixed Points				892	391	7124	762			
Probox	5-dr Estate 02- (JPN)	Normal Roof		7114	962	892	391	7124	762			
Ractis	5-dr Hatchback 10-	Normal Roof		7113	969	892	391	7123	769			
Raum	5-dr MPV 97-02	Raised Rails	7104	7112	961	891	390	7122	761			
RAV 4	5-dr SUV 19-	Flush Rails		7112	961	891	390	7122	761			
RAV 4	3-dr SUV 00-03	Normal Roof		7111	960	891	390	7121	760			
RAV 4	3-dr SUV 04-05	Normal Roof		7111	960	891	390	7121	760			
RAV 4	5-dr SUV 00-03	Normal Roof		7111	960	891	390	7121	760			
RAV 4	5-dr SUV 04-05	Normal Roof		7111	960	891	390	7121	760			
RAV 4	5-dr SUV 13-15	Normal Roof	7105	7114	962	892	391	7124	762	7205	7215	7214
RAV 4	5-dr SUV 16-18	Normal Roof	7105	7114	962	892	391	7124	762	7205	7215	7214
RAV 4	5-dr SUV 19-	Normal Roof	7105	7114	962	892	391	7124	762	7205	7215	7215
RAV 4	3-dr SUV 00-03	Raised Rails	7104	7113	969	892	391	7123	769			
RAV 4	3-dr SUV 04-05	Raised Rails	7104	7113	969	892	391	7123	769			
RAV 4	5-dr SUV 00-03	Raised Rails	7104	7113	969	892	391	7123	769			

Kit Next Generation	Info Next Generation	EAN Code Next Generation	Smart Rack	WingBar Edge Rapid System	Foot + SRA Rapid System	Replaced Kit Rapid System	Info Rapid System	EAN Code Rapid System	Status - Only new cars
					757				
					754	141288	D		
					754	141288	D		
					757				
					757				
					754	141287	D		
			784/794		757				
			785/795	9583/9583B	775		N		
145219	N	7313020089447							NEW kit
					753	183074			
					757				
					952				
					754	141287	D		
					754	141287	D		
			784/794		757				
					754	141287	D		
					951				
					775				
			785/795		757				
			785/795		775				
145219	N	7313020089447							NEW kit
					420				
					754	141135	C		
					951				
					754	141256	D		
					754	141460	D		
					754	141231	D		
			784/794	9582/9582B	757		N		
					754	141187			
					754	141135	C		
					754	141165	D		
					754	141165	D		
			784/794	9583/9582B	757		N		
			784/794	9581/9581B	757		N		
			784/794	9581/9581B	757		N		
145001	N	7313020083667							Rapid kit phased out
145181	N	7313020088983							NEW kit
145029	N	7313020083131							
145129	N	7313020083346							
					753	183051			
					751	183155			
					775				
					753	183175		7313020089225	Added on existing kit
					751	183155			
					754	141316	D		
					754	141648	C		
			784/794		757				
				9595/9595B	753	183177	N	7313020089423	NEW kit
					754	141164	D		
					754	141164	D		
					754	141164	D		
					754	141164	D		
145058	N	7313020083971							
145058	N	7313020083971							
145237	N	7313020091310							NEW kit
				9582/9582B	775		N		
				9582/9582B	775		N		
				9582/9582B	775		N		

TOYOTA

		Roof type	Foot Evo	WingBar Evo	WingBar	SlideBar Evo	ProBar Evo	SquareBar Evo	SquareBar	Foot Edge - New	WingBar Edge Front - New	WingBar Edge Rear - New
RAV 4	5-dr SUV 04-05	Raised Rails	7104	7113	969	892	391	7123	769			
RAV 4	5-dr SUV 05-12	Raised Rails	7104	7113	969	892	391	7123	769			
RAV 4	5-dr SUV 13-15	Raised Rails	7104	7113	969	892	391	7123	769			
RAV 4	5-dr SUV 16-18	Raised Rails	7104	7113	969	892	391	7123	769			
RAV 4 (Mk. III)	5-dr SUV 05-12	Normal Roof	7105	7113	969	892	391	7123	769	7205	7215	7214
Regius	5-dr Van 00-02	Normal Roof		7114	962	892	391	7124	762			
Rush	5-dr MPV 05-17 (JPN)	Normal Roof		7112	961	891	390	7122	761			
Rush	5-dr SUV 18-	Flush Rails	7106	7113	969	892	391	7123	769	7206	7213	7213
Sequoia	5-dr SUV 01-	Raised Rails		7114	962	892	391	7124	762			
Sienna	5-dr MPV 11-	Raised Rails		7112	961	892	390	7122	761			
Sienta	5-dr MPV 03-	Normal Roof		7114	962	892	391	7124	762			
Spacio	5-dr MPV 97-00	Raised Rails	7104	7112	961	891	390	7122	761			
Sprinter	5-dr Estate 98-	Raised Rails	7104	7111	960	891	390	7121	760			
Succeed	5-dr Estate 02- (JPN)	Normal Roof		7114	962	892	391	7124	762			
Tacoma	4-dr Double Cab 05-15	Normal Roof		7114	962	892	391	7124	762			
Tacoma	4-dr Double Cab 15-	Normal Roof	7105	7114	962	892	391	7124	762	7205	7215	7215
Tarago	5-dr MPV 90-99	Normal Roof		7114	962	892	391	7124	762			
Tarago	5-dr MPV 00-02, 03-05	Twin Moon Roof		7112	961	891	390	7122	761			
Tarago	5-dr MPV 00-02, 03-05	Raised Rails	7104	7112	961	892	390	7122	761			
Tarago Mk II	5-dr MPV 06- (AU)	Normal Roof		7113	969	892	391	7123	769			
Tarago Mk II	5-dr MPV 06- (AU)	Raised Rails	7104	7111	960	891	390	7121	760			
TownAce	5-dr MPV 96-07	Rain Gutters						7124	762			
Unser	5-dr MPV 00-07	Rain Gutters						7124	762			
Urban Cruiser	5-dr Hatchback 09-	Normal Roof		7112	961	891	390	7122	761			
Vellfire	5-dr MPV 08-15	Normal Roof		7115	963	893	392	7125	763			
Vellfire	5-dr MPV 15-	Normal Roof	7105	7115	963	893	392	7125	763	-	-	-
Verso	5-dr MPV 09-	Raised Rails		7113	969	892	391	7123	769			
Verso S	5-dr Hatchback 11-	Normal Roof		7113	969	892	391	7123	769			
Vigo	2-dr Extended Cab 04-15	Normal Roof		7114	962	892	391	7124	762			
Vigo	2-dr Single Cab 04-15	Normal Roof		7114	962	892	391	7124	762			
Vigo	4-dr Double Cab 04-15	Normal Roof	7105	7114	962	892	391	7124	762	7205	7215	7215
Vios (Mk. II)	4-dr Sedan 07-13	Normal Roof		7112	961	891	390	7122	761			
Vios (Mk. III)	4-dr Sedan 13-	Normal Roof		7113	969	892	391	7123	769			
Wish	5-dr MPV 03-08	Normal Roof		7112	961	891	390	7122	761			
Wish	5-dr MPV 09-	Normal Roof		7112	961	891	390	7122	761			
Vista	4-dr Sedan 98-05	Normal Roof		7112	961	891	390	7122	761			
Vitz	3-dr Hatchback 99-03	Normal Roof					390	7122	761			
Vitz	3-dr Hatchback 04-05	Normal Roof					390	7122	761			
Vitz	5-dr Hatchback 99-03	Normal Roof		7112	961	891	390	7122	761			
Vitz	5-dr Hatchback 04-05	Normal Roof		7112	961	891	390	7122	761			
Vitz	5-dr Hatchback 05-09	Normal Roof		7112	961	891	390	7122	761			
Vitz (XPI30)	5-dr Hatchback 10-20	Normal Roof	7105	7112	961	891	390	7122	761	7205	7214	7213
Voxy (Mk I)	5-dr MPV 01-07	Normal Roof		7114	962	892	391	7124	762			
Voxy (Mk II)	5-dr MPV 07-13	Normal Roof		7114	962	892	391	7124	762			
Yaris	3-dr Hatchback 99-03	Normal Roof					390	7122	761			
Yaris	3-dr Hatchback 04-05	Normal Roof					390	7122	761			
Yaris	5-dr Hatchback 99-03	Normal Roof		7112	961	891	390	7122	761			
Yaris	5-dr Hatchback 04-05	Normal Roof		7112	961	891	390	7122	761			
Yaris	5-dr Hatchback 05-11	Normal Roof		7112	961	891	390	7122	761			
Yaris	3-dr Hatchback 05-11	Normal Roof					390	7122	761			
Yaris	3-dr Hatchback 12-	Normal Roof					390	7122	761			
Yaris	3-dr Hatchback 99-03	Raised Rails	7104	7112	961	891	390	7122	761			
Yaris	3-dr Hatchback 04-05	Raised Rails	7104	7112	961	891	390	7122	761			
Yaris	5-dr Hatchback 99-03	Raised Rails	7104	7112	961	891	390	7122	761			
Yaris	5-dr Hatchback 04-05	Raised Rails	7104	7112	961	891	390	7122	761			
Yaris (Mk. I)	4-dr Sedan 02-07	Normal Roof		7112	961	891	390	7122	761			
Yaris (Mk. II)	4-dr Sedan 05-13	Normal Roof		7112	961		390	7122	761			
Yaris (Mk. III)	4-dr Sedan 13-	Normal Roof		7113	969	892	391	7123	769			
Yaris (XPI30)	5-dr Hatchback 12-20	Normal Roof, w/o Glass Roof	7105	7112	961	891	390	7122	761	7205	7214	7213
Yaris Verso	5-dr MPV 00-05	Raised Rails	7104	7111	960	891	390	7121	760			

Kit Next Generation	Info Next Generation	EAN Code Next Generation	Smart Rack	WingBar Edge Rapid System	Foot + SR-A Rapid System	Replaced Kit Rapid System	Info Rapid System	EAN Code Rapid System	Status - Only new cars
				9582/9582B	775		N		
				9582/9582B	775		N		
				9582/9582B	775		N		
				9582/9582B	775		N		
145118	N	7313020086705							NEW kit
					754	141164			
					754	141395	B		NEW kit
186048	N	7313020092737			775				
				9582/9582B	775		N		
			784/794		754	141315	C		
					757				
					754	141316	D		
					754	141511	C		
145107	N	7313020084169			754	141135	C		NEW kit
					754	141165	D		Added on existing kit
					754	141384	B		
					757				
					420				
					951				
					754	141468	B		
					754	141491			
145194		7313020089119							NEW kit
				9585/9585B	775		N		
					754	141648	C		
					754	141348	C		
					754	141348	L		
145091	N	7313020083292			754	141427	C	7313020054131	Rapid kit phased out
					754	141767	C		
					754	141296	D		
					754	141568	C		
					754	141187			
					754+774	141141	D		
					754+774	141141	D		
					754	141141	D		
					754	141141	D		
					754	141427	C	7313020054131	Rapid kit phased out
145132	D/N	7313020087108			754	141427	C	7313020054131	Rapid kit phased out
					754	141256	D		
					754	141460	D		
					754+774	141141	D		
					754+774	141141	D		
					754	141141	D		
					754	141427	C	7313020054131	Rapid kit phased out
					754+774	141677	B		
					754+774	141677	B		
			784/794		757				
			784/794		757				
			784/794		757				
			784/794		757				
					754	141187			
					754	141427		7313020054131	Rapid kit phased out
					754	141767	C		
145132	D/N	7313020087108			754	141427	C	7313020054131	Rapid kit phased out
				9581/9581B	757		N		

Roof Racks

VAUXHALL

		Roof type	Foot Evo	WingBar Evo	WingBar	SlideBar Evo	ProBar Evo	SquareBar Evo	SquareBar	Foot Edge - New	WingBar Edge Front - New	WingBar Edge Rear - New
Frontera Sport	3-dr SUV 92-98	Raised Rails	7104	7112	961	891	390	7122	761			
Frontera Sport	3-dr SUV 99-04	Raised Rails	7104	7112	961	891	390	7122	761			
Grandland X	5-dr SUV 18-	Flush Rails		7112	961	891	390	7122	761			
Grandland X	5-dr SUV 18-	Normal Roof	7105	7114	962	892	391	7124	762	7205	7215	7215
Insignia	4-dr Sedan 08-17	Normal Roof	7105	7114	962	892	391	7124	762	7205	7215	7214
Insignia	5-dr Hatchback 08-17	Normal Roof	7105	7114	962	892	391	7124	762	7205	7215	7214
Insignia (Sport tourer)	5-dr Estate 08-17	Flush Rails	7106	7113	969	892	391	7123	769			
Insignia (Sport tourer)	5-dr Estate 08-17	Flush Rails		7112	961	891	390	7122	761			
Insignia (Sport tourer)	5-dr Estate 17-	Flush Rails	7106	7113	969	892	391	7123	769			
Insignia Country Tourer	5-dr Estate 18-	Flush Rails	7106	7113	969	892	391	7123	769			
Insignia Grand Sport	5-dr Hatchback 17-	Normal Roof	7105	7114	962	892	391	7124	762	7205	7215	7215
Karl Rocks	5-dr Hatchback 17-	Raised Rails	7104	7111	960	891	390	7121	760			
Meriva	5-dr MPV 03-09	Fixed Points		7112	961	891	390	7122	761			
Meriva	5-dr MPV 10-	Fixed Points		7112	961	891	390	7122	761			
Meriva	5-dr MPV 03-09	Normal Roof		7114	962	892	391	7124	762			
Mokka	5-dr SUV 13-	Flush Rails	7106	7111	960	891	390	7121	760	7206	7212	7212
Mokka	5-dr SUV 13-	Flush Rails		7112	961	891	390	7122	761			
Mokka X	5-dr SUV 16-	Flush Rails	7106	7111	960	891	390	7121	760	7206	7212	7212
Mokka X	5-dr SUV, 16-	Flush Rails		7112	961	891	390	7122	761			
Monterey	3-dr SUV 93-97	Normal Roof					391	7124	762			
Monterey	5-dr SUV 93-97	Normal Roof		7114	962	892	391	7124	762			
Omega	4-dr Sedan 94-03	Rain Gutters						7122	761			
Omega	5-dr Estate 94-03	Raised Rails	7104	7112	961	891	390	7122	761			
Signum	5-dr Estate 03-08	Fixed Points		7112	961	891	390	7122	761			
Signum	5-dr Estate 03-08	Flush Rails		7112	961	891	390	7122	761			
Sintra	5-dr MPV 97-99	Raised Rails	7104	7112	961	891	390	7122	761			
Tigra	3-dr Coupé 94-00	Fixed Points		7111	960	891	390	7121	760			
Vectra	4-dr Sedan 02-08	Fixed Points		7112	961	891	390	7122	761			
Vectra	5-dr Estate 03-08	Fixed Points		7112	961	891	390	7122	761			
Vectra	5-dr Estate 03-08	Flush Rails		7112	961	891	390	7122	761			
Vectra	4-dr Sedan 96-01	Normal Roof		7112	961	891	390	7122	761			
Vectra	5-dr Hatchback 96-01	Normal Roof		7112	961	891	390	7122	761			
Vectra	5-dr Estate 96-02	Raised Rails	7104	7111	960	891	390	7121	760			
Vectra GTS	5-dr Hatchback 02-08	Fixed Points		7112	961	891	390	7122	761			
Viva	5-dr Hatchback 15-	Normal Roof	7105	7112	961	891	390	7122	761	7205	7214	7213
Vivaro	4-dr Van 01-14	Fixed Points		7115	963	893	393	7125	763			
Vivaro	5-dr Bus 01-14	Fixed Points		7115	963	893	393	7125	763			
Vivaro	4-dr Van 15-19	Fixed Points		7115	963	893	393	7125	763			
Vivaro	5-dr Bus 15-19	Fixed Points		7115	963	893	393	7125	763			
Vivaro	4-dr Van 19-	Fixed Points		7114	962	892	391	7124	762			
Vivaro Life	5-dr Bus 19-	Fixed Points		7114	962	892	391	7124	762			
Zafira	5-dr MPV 05-11	Fixed Points		7112	961	891	390	7122	761			
Zafira	5-dr MPV 98-02	Fixed Points		7111	960	891	390	7121	760			
Zafira	5-dr MPV 03-04	Fixed Points		7111	960	891	390	7121	760			
Zafira	5-dr MPV 05-06	Flush Rails		7112	961	891	390	7122	761			
Zafira	5-dr MPV 07-11	Flush Rails	7106	7112	961	891	390	7122	761	7206	7214	7213
Zafira	5-dr MPV 98-02	Raised Rails	7104	7112	961	891	390	7122	761			
Zafira	5-dr MPV 03-04	Raised Rails	7104	7112	961	891	390	7122	761			
Zafira Family	5-dr MPV 11-14	Flush Rails	7106	7112	961	891	390	7122	761	7206	7214	7213
Zafira Tourer	5-dr MPV 12-	Fixed Points		7112	961	891	390	7122	761			
Zafira Tourer	5-dr MPV 12-	Flush Rails	7106	7113	969	892	391	7123	769	7206	7214	7213

VOLKSWAGEN

Amarok	2-dr Single Cab 10-	Fixed Points		7113	969	892	391	7123	769			
Amarok	4-dr Double Cab 10-	Fixed Points		7113	969	892	391	7123	769			
Amarok Basic model	4-dr Double Cab 13-	Fixed Points		7113	969	892	391	7123	769			
Arteon	5-dr Hatchback 17-	Normal Roof	7105	7114	962	892	391	7124	762	7205	7215	7215
Beetle	2-dr Coupé 98-04	Normal Roof		7112	961	891	390	7122	761			
Beetle	2-dr Coupé 05-11	Normal Roof		7112	961	891	390	7122	761			
Bora	4-dr Sedan 99-04	Normal Roof		7112	961	891	390	7122	761			

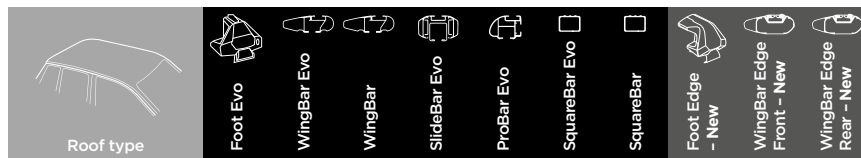
Kit Next Generation	Info Next Generation	EAN Code Next Generation	Smart Rack	WingBar Edge Rapid System	Foot + SRA Rapid System	Replaced Kit Rapid System	Info Rapid System	EAN Code Rapid System	Status - Only new cars
			784/794		757				
			784/794		757				
				9595/9595B	753	184091	N		
145122	D/N	7313020083797							Rapid kit phased out
145092	D/N	7313020082691							
145092	D/N	7313020082691							
186029		7313020089492							Next generation Flush kit added
				9595/9595B	753	184012	N		
186029		7313020089492							Next generation Flush kit added
186029		7313020089492			753	184012			Next generation Flush kit added
145078	C/N	7313020084046							
					757				
				9592/9592B	753	183006	N		
				9595/9595B	753	183090	D/N		
					754	141301	D		
186034	N	7313020090153							Next generation Flush kit added
				9591/9591B	753	184032	N		
186034	N	7313020090153							Next generation Flush kit added
				9591/9591B	753	184032	N		
					754+774	141091			
					754	141091			
					951				
			784/794		757				
				9595/9595B	753	183006	N		
					753	184010			
			784/794		757				
					751	183081	C		
				9595/9595B	753	183006	N		
					753	183006			
					754	141003	B		
					754	141003	B		
					757				
				9595/9595B	753	183006	N		
145143	N	7313020083353							NEW kit
					753	183046			
					753	183046			
					751	183139			
					751	183139			
					751	183155			Added on existing kit
					751	183155			Added on existing kit
				9593/9593B	753	183025	N		
					751	183081	C		
					751	183081	C		
				9592/9592B	753	184010	N		
186035	N	7313020090160		9595/9595B	753	184011	N		Next generation Flush kit added
			784/794	9584/9584B	757		N		
			784/794	9584/9584B	757		N		
186035	N	7313020090160		9595/9595B	753	184011	N		Next generation Flush kit added
				9595/9595B	753	183090	D/N		
186023	N	7313020090092		9595/9595B	753	184025	N		Next generation Flush kit added
				9593/9593B	753	183087	N		
				9593/9593B	753	183087	N		
				9593/9593B	753	183129	N		
145075	D/N	7313020083254			754	141094			
					754	141094			
					754	141051			

VOLKSWAGEN

		Roof type	Foot Evo	WingBar Evo	WingBar	SlideBar Evo	ProBar Evo	SquareBar Evo	SquareBar	Foot Edge - New	WingBar Edge Front - New	WingBar Edge Rear - New
Bora Variant	5-dr Estate 99-04	Normal Roof	7112	961	891	390	7122	761				
Bora Variant	5-dr Estate 99-04	Raised Rails	7104	7112	961	891	390	7122	761			
Caddy	5-dr Van 16-	Fixed Points	7112	961	891	391	7122	761				
Caddy	5-dr Van 16-	Raised Rails	7112	961	891	390	7122	761				
Caddy (Mk. II)	3-dr MPV 96-03	Fixed Points	7111	960	891	390	7121	760				
Caddy (Mk. II)	3-dr Van 96-03	Fixed Points	7111	960	891	390	7121	760				
Caddy (Mk. III)	5-dr Van 04-15	Fixed Points	7112	961	891	391	7122	761				
Caddy (Mk. III)	5-dr Van 04-15	Raised Rails	7104	7112	961	891	391	7122	761			
Caddy Life	5-dr MPV 04-15	Fixed Points	7112	961	891	391	7122	761				
Caddy Life	5-dr MPV 16-	Fixed Points	7112	961	891	391	7122	761				
Caddy Life	5-dr MPV 04-15	Raised Rails	7104	7112	961	891	391	7122	761			
Caddy Life	5-dr MPV 16-	Raised Rails	7112	961	891	390	7122	761				
Caddy Maxi	5-dr Van 08-15	Fixed Points	7112	961	891	391	7122	761				
Caddy Maxi	5-dr Van 16-	Fixed Points	7112	961	891	391	7122	761				
Caddy Maxi	5-dr Van 08-15	Raised Rails	7104	7112	961	891	391	7122	761			
Caddy Maxi	5-dr Van 16-	Raised Rails	7112	961	891	390	7122	761				
Caddy Maxi Life	5-dr MPV 08-15	Fixed Points	7112	961	891	391	7122	761				
Caddy Maxi Life	5-dr MPV 16-	Fixed Points	7112	961	891	391	7122	761				
Caddy Maxi Life	5-dr MPV 08-15	Raised Rails	7104	7112	961	891	391	7122	761			
Caddy Maxi Life	5-dr MPV 16-	Raised Rails	7112	961	891	390	7122	761				
California (T5)	4-dr Bus 03-09	T-Profile	7113	969	892	391	7123	769				
California (T5)	4-dr Bus 10-15	T-Profile	7113	969	892	391	7123	769				
California (T6)	4-dr Bus 15-	T-Profile	7113	969	892	391	7123	769				
Caravelle (T5)	4-dr Bus 03-09	T-Profile	7114	962	892	391	7124	762				
Caravelle (T5)	4-dr Bus 10-15	T-Profile	7114	962	892	391	7124	762				
Caravelle (T5)	4-dr Bus 03-09	Fixed Points	7114	962	892	392	7124	762				
Caravelle (T5)	4-dr Bus 10-15	Fixed Points	7114	962	892	392	7124	762				
Caravelle (T6)	4-dr Bus 15-	T-Profile	7114	962	892	391	7124	762				
Caravelle (T6)	4-dr Bus 15-	Fixed Points	7114	962	892	392	7124	762				
CC	4-dr Coupé 12-17	Normal Roof	7105	7114	962	892	391	7124	762	7205	7215	7215
Crafter	4-dr Van 06-16, 17-	Fixed Points					393					
Crafter (High Roof)	4-dr Van 06-16, 17-	Fixed Points	7115	963	893	392	7125	763				
Crafter	4-dr Van 06-16	T-Profile	7115	963	893	393	7125	763				
Cross Fox	5-dr Hatchback 10- (S. AMERICA)	Raised Rails	7104	7112	961	891	390	7122	761			
Cross Golf	5-dr Hatchback 06-14	Raised Rails	7104	7112	961	891	390	7122	761			
Cross Polo	5-dr Hatchback 06-09	Raised Rails	7104	7111	960	891	390	7121	760			
Cross Polo	5-dr Hatchback 10-	Raised Rails	7104	7112	961	891	390	7122	761			
Cross Touran	5-dr MPV 06-	Raised Rails	7104	7113	969	892	391	7123	769			
Cross UP	5-dr Hatchback 13-	Raised Rails	7104	7112	961	891	390	7122	761			
e-Golf	5-dr Hatchback 15-	Normal Roof	7105	7113	969	892	391	7123	769	7205	7215	7214
Fox	3-dr Hatchback 04-14	Normal Roof	7112	961	891	390	7122	761				
Fox	5-dr Hatchback 04-14	Normal Roof	7112	961	891	390	7122	761				
Golf (Mk. IV)	3-dr Hatchback 98-03	Normal Roof	7112	961		390	7122	761				
Golf (Mk. IV)	5-dr Hatchback 98-04	Normal Roof	7112	961	891	390	7122	761				
Golf (Mk. V)	5-dr Hatchback 04-07	Normal Roof	7105	7113	969	892	391	7123	769	7205	7215	7214
Golf (Mk. V)	3-dr Hatchback 04-07	Normal Roof	7105	7113	969	892	391	7123	769	7205	7215	7214
Golf (Mk. VI)	5-dr Hatchback 08-12	Normal Roof	7105	7113	969	892	391	7123	769	7205	7215	7214
Golf (Mk. VI)	3-dr Hatchback 08-12	Normal Roof	7105	7113	969	892	391	7123	769	7205	7215	7214
Golf (Mk. VII)	3-dr Hatchback 13-19	Normal Roof	7105	7113	969	892	391	7123	769	7205	7215	7214
Golf (Mk. VII)	5-dr Hatchback 13-19	Normal Roof	7105	7113	969	892	391	7123	769	7205	7215	7214
Golf (Mk. VII)	3-dr Hatchback 13-19	Normal Roof				391	7123	769				
Golf (Mk. VIII)	5-dr Hatchback 20-	Normal Roof	7105	7113	969	892	391	7123	769	7205	7214	7214
Golf Alltrack	5-dr Estate 15-	Raised Rails	7106	7111	960	891	390	7121	760	7206	7212	7212
Golf Plus	5-dr Hatchback 05-08	Normal Roof	7113	969	892	391	7123	769				
Golf Plus	5-dr Hatchback 09-14	Normal Roof	7113	969	892	391	7123	769				
Golf Plus	5-dr Hatchback 05-08	Raised Rails	7104	7112	961	891	390	7122	761			
Golf Plus	5-dr Hatchback 09-14	Raised Rails	7104	7112	961	891	390	7122	761			
Golf Sportsvan	5-dr MPV 14-	Normal Roof	7105	7113	969	892	391	7123	769	7205	7215	7214
Golf Sportsvan	5-dr MPV 14-	Raised Rails	7104	7112	961	891	390	7122	761			
Golf Variant SportCombi VII	5-dr Estate 13-	Raised Rails	7106	7111	960	891	390	7121	760	7206	7212	7212

Kit Next Generation	Info Next Generation	EAN Code Next Generation	Smart Rack	WingBar Edge Rapid System	Foot + SR A Rapid System	Replaced Kit Rapid System	Info Rapid System	EAN Code Rapid System	Status - Only new cars
					754	141051			
			784/794	9581/9581B	775		N		
				9594/9594B	753	183022	N		
				9584/9584B	775		N		
				9591/9591B	753	183007	N		
				9591/9591B	753	183007	N		
				9594/9594B	753	183022	N		
			784/794	9584/9584B	757		N		
				9594/9594B	753	183022	N		
				9594/9594B	753	183022	N		
				9584/9584B	775		N		
				9594/9594B	753	183022	N		
			784/794	9584/9584B	757		N		
				9584/9584B	775		N		
				9594/9594B	753	183022	N		
				9594/9594B	753	183022	N		
			784/794	9584/9584B	757		N		
				9584/9584B	775		N		
				9594/9594B	753	183022	N		
				9594/9594B	753	183022	N		
				9584/9584B	775		N		
				9594/9594B	753	183022	N		
				9594/9594B	753	183022	N		
				9584/9584B	775		N		
				9594/9594B	753	183022	N		
				9594/9594B	753	183022	N		
				9584/9584B	775		N		
				9594/9594B	753	183022	N		
				9594/9594B	753	183022	N		
				9584/9584B	775		N		
				9594/9594B	753	183022	N		
				9594/9594B	753	183022	N		
				9584/9584B	775		N		
				9594/9594B	753	183022	N		
				9594/9594B	753	183022	N		
				9584/9584B	775		N		
				9594/9594B	753	183022	N		
				9594/9594B	753	183022	N		
				9584/9584B	775		N		
				9594/9594B	753	183022	N		
				9594/9594B	753	183022	N		
				9584/9584B	775		N		
				9594/9594B	753	183022	N		
				9594/9594B	753	183022	N		
				9584/9584B	775		N		
				9594/9594B	753	183022	N		
				9594/9594B	753	183022	N		
				9584/9584B	775		N		
				9594/9594B	753	183022	N		
				9594/9594B	753	183022	N		
				9584/9584B	775		N		
				9594/9594B	753	183022	N		
				9594/9594B	753	183022	N		
				9584/9584B	775		N		
				9594/9594B	753	183022	N		
				9594/9594B	753	183022	N		
				9584/9584B	775		N		
				9594/9594B	753	183022	N		
				9594/9594B	753	183022	N		
				9584/9584B	775		N		
				9594/9594B	753	183022	N		
				9594/9594B	753	183022	N		
				9584/9584B	775		N		
				9594/9594B	753	183022	N		
				9594/9594B	753	183022	N		
				9584/9584B	775		N		
				9594/9594B	753	183022	N		
				9594/9594B	753	183022	N		
				9584/9584B	775		N		
				9594/9594B	753	183022	N		
				9594/9594B	753	183022	N		
				9584/9584B	775		N		
				9594/9594B	753	183022	N		
				9594/9594B	753	183022	N		
				9584/9584B	775		N		
				9594/9594B	753	183022	N		
				9594/9594B	753	183022	N		
				9584/9584B	775		N		
				9594/9594B	753	183022	N		
				9594/9594B	753	183022	N		
				9584/9584B	775		N		
				9594/9594B	753	183022	N		
				9594/9594B	753	183022	N		
				9584/9584B	775		N		
				9594/9594B	753	183022	N		
				9594/9594B	753	183022	N		
				9584/9584B	775		N		

VOLKSWAGEN



		Roof type	Foot Evo	WingBar Evo	WingBar	SlideBar Evo	ProBar Evo	SquareBar Evo	SquareBar	Foot Edge - New	WingBar Edge Front - New	WingBar Edge Rear - New
Golf Variant/Sportcombi (IV)	5-dr Estate 99-07	Raised Rails	7104	7111	960	891	390	7121	760			
Golf Variant/Sportcombi III	5-dr Estate 94-98	Raised Rails	7104	7111	960	891	390	7121	760			
Golf Variant/Sportcombi V	5-dr Estate 07-10	Raised Rails	7104	7112	961	891	390	7122	761			
Golf Variant/Sportcombi VI	5-dr Estate 10-13	Raised Rails	7104	7112	961	891	390	7122	761			
Jetta (Mk IV)	3-dr Hatchback 98-04	Normal Roof		7112	961	891	390	7122	761			
Jetta (Mk IV)	5-dr Hatchback 99-05	Normal Roof		7112	961	891	390	7122	761			
Jetta (Mk V)	4-dr Sedan 05-10	Normal Roof		7113	969	892	391	7123	769			
Jetta (Mk VI)	4-dr Sedan 10-18	Normal Roof	7105	7113	969	892	391	7123	769	7205	7214	7214
Jetta Variant	5-dr Estate 08- (S. AMERICA)	Raised Rails	7104	7112	961	891	390	7122	761			
LT	4-dr Van 96-06	Rain Gutters					394					
Lupo	3-dr Hatchback 97-05	Normal Roof		7112	961	891	390	7122	761			
Multivan (T5)	4-dr Bus 03-09	T-Profile		7114	962	892	391	7124	762			
Multivan (T5)	4-dr Bus 10-15	T-Profile		7114	962	892	391	7124	762			
Multivan (T5)	4-dr Bus 03-09	Fixed Points		7114	962	892	392	7124	762			
Multivan (T5)	4-dr Bus 10-15	Fixed Points		7114	962	892	392	7124	762			
Multivan (T6)	4-dr Bus 15-	T-Profile		7114	962	892	391	7124	762			
Multivan (T6)	4-dr Bus 15-	Fixed Points		7114	962	892	392	7124	762			
Multivan PanAmericana (T5)	4-dr Bus 03-09	T-Profile		7114	962	892	391	7124	762			
Multivan PanAmericana (T5)	4-dr Bus 10-15	T-Profile		7114	962	892	391	7124	762			
Multivan PanAmericana (T5)	4-dr Bus 03-09	Fixed Points		7114	962	892	392	7124	762			
Multivan PanAmericana (T5)	4-dr Bus 10-15	Fixed Points		7114	962	892	392	7124	762			
Multivan PanAmericana (T6)	4-dr Bus 15-	T-Profile		7114	962	892	391	7124	762			
Multivan PanAmericana (T6)	4-dr Bus 15-	Fixed Points		7114	962	892	392	7124	762			
Passat	4-dr Sedan 97-00	Normal Roof		7112	961	891	390	7122	761			
Passat (B7)	4-dr Sedan 10-14	Normal Roof	7105	7113	969	892	391	7123	769	7205	7215	7215
Passat (B8)	4-dr Sedan 15-	Normal Roof	7105	7114	962	892	391	7124	762	7205	7215	7215
Passat Alltrack (B7)	5-dr Estate 12-15	Raised Rails	7104	7112	961	891	390	7122	761			
Passat Alltrack (B8)	5-dr Estate 15-	Flush Rails	7106	7112	961	891	390	7122	761	7206	7213	7213
Passat B5	4-dr Sedan 01-04	Normal Roof		7112	961	891	390	7122	761			
Passat B6	4-dr Sedan 05-09	Normal Roof	7105	7113	969	892	391	7123	769	7205	7215	7215
Passat CC	4-dr Coupé 08-11	Normal Roof	7105	7114	962	892	391	7124	762	7205	7215	7215
Passat Variant (B3/B4)	5-dr Estate 88-96	Raised Rails	7104	7111	960	891	390	7121	760			
Passat Variant (B5/B5.5)	5-dr Estate 97-05	Raised Rails	7104	7112	961	891	390	7122	761			
Passat Variant (B6)	5-dr Estate 05-10	Raised Rails	7104	7112	961	891	390	7122	761			
Passat Variant (B7)	5-dr Estate 10-14	Raised Rails	7104	7112	961	891	390	7122	761			
Passat Variant (B8)	5-dr Estate 15-	Flush Rails	7106	7112	961	891	390	7122	761	7206	7213	7213
Polo (Mk V)	3-dr Hatchback 10-	Normal Roof		7113	969	892	391	7123	769			
Polo (Mk III)	3-dr Hatchback 95-01	Fixed Points		7111	960	891	390	7121	760			
Polo (Mk III)	5-dr Hatchback 95-01	Fixed Points		7111	960	891	390	7121	760			
Polo (Mk IV)	5-dr Hatchback 02-09	Normal Roof	7105	7112	961	891	390	7122	761	7205	7214	7213
Polo (Mk V)	5-dr Hatchback 09-17	Normal Roof	7105	7113	969	892	391	7123	769	7205	7215	7214
Polo (Mk VI)	5-dr Hatchback 18-	Normal Roof	7105	7113	969	892	391	7123	769	7205	7215	7214
Polo Fun	5-dr Hatchback 03-	Raised Rails	7104	7111	960	891	390	7121	760			
Polo Variant (Mk III)	5-dr Estate 96-01	Raised Rails	7104	7112	961	891	390	7122	761			
Quantum	5-dr Estate 91- (S. AMERICA)	Raised Rails	7104	7111	960	891	390	7121	760			
Saveiro	2-dr Pickup 10-	Fixed Points		7114	962	892	391	7124	762			
Saveiro	2-dr Pickup 10-	Raised Rails	7104	7112	961	891	390	7122	761			
Sharan	5-dr MPV 96-00	Normal Roof		7114	962	892	391	7124	762			
Sharan	5-dr MPV 96-00	Raised Rails	7104	7113	969	892	391	7123	769			
Sharan	5-dr MPV 01-09	Raised Rails	7104	7113	969	892	391	7123	769			
Sharan	5-dr MPV 10-	Raised Rails	7104	7113	969	892	391	7123	769			
Shuttle (T5)	4-dr Bus 03-09	T-Profile		7114	962	892	391	7124	762			
Shuttle (T5)	4-dr Bus 10-15	T-Profile		7114	962	892	391	7124	762			
Shuttle (T5)	4-dr Bus 03-09	Fixed Points		7114	962	892	392	7124	762			
Shuttle (T5)	4-dr Bus 10-15	Fixed Points		7114	962	892	392	7124	762			
Shuttle (T6)	4-dr Bus 15-	T-Profile		7114	962	892	391	7124	762			
Shuttle (T6)	4-dr Bus 15-	Fixed Points		7114	962	892	392	7124	762			
Space Fox	5-dr Estate 06-09 (S. AMERICA)	Raised Rails	7104	7112	961	891	390	7122	761			
Space Fox	5-dr Estate 10- (S. AMERICA)	Raised Rails	7104	7112	961	891	390	7122	761			
Suran	5-dr Estate 06-09 (S. AMERICA)	Raised Rails	7104	7112	961	891	390	7122	761			

Kit Next Generation	Info Next Generation	EAN Code Next Generation	Smart Rack	WingBar Edge Rapid System	Foot + SRA Rapid System	Replaced Kit Rapid System	Info Rapid System	EAN Code Rapid System	Status - Only new cars
				9581/9581B	757		N		
					757				
			784/794	9584/9584B	757		N		
			784/794	9584/9584B	757		N		
					754	141050	C		
					754	141051			
					754	141597			
145016	D/N	7313020083100	784/794	9582/9582B	757		N		
					9531				
					754	141052			
					751	183057			
					751	183057			
					751	183149			
					751	183149			
					751	183057			
					751	183149			
					751	183057			
					751	183149			
					751	183057			
					751	183149			
					754	141035			
145093	N	7313020083735							
145017	N	7313020083681							
			784/794	9584/9584B	757		N		
186009	N	7313020089843		9594/9594B	753	184059	N		Next generation Flush kit added
					754	141218			
145093	N	7313020083735							
145086	D/N	7313020083285							
					757				
			784/794	9581/9581B	757		N		
			784/794	9584/9584B	757		N		
			784/794	9584/9584B	757		N		
186009	N	7313020089843		9594/9594B	753	184059	N		Next generation Flush kit added
					754	141606	D		
					753	183007	C		
					753	183007	C		
145051	N	7313020083018							
145015	D/N	7313020083094							
145101	D/N	7313020083520							
					757				
			784/794		757				
					757				
					753	183099			
			784/794	9582/9582B	757		N		
					754	141040			
			785/795	9583/9583B	757		N		
			785/795	9583/9583B	757		N		
				9583/9583B	775		N		
					751	183057			
					751	183057			
					751	183149			
					751	183149			
					751	183057			
					751	183149			
			784/794	9582/9582B	757		N		
			784/794	9582/9582B	757		N		
			784/794		757				

Roof Racks

VOLKSWAGEN

		Roof type	Foot Evo	WingBar Evo	WingBar	SlideBar Evo	ProBar Evo	SquareBar Evo	SquareBar	Foot Edge - New	WingBar Edge Front - New	WingBar Edge Rear - New
Suran	5-dr Estate 10- (S. AMERICA)	Raised Rails	7104	7112	961	891	390	7122	761			
T-Cross	5-dr SUV 19-	Normal Roof	7105	7114	962	892	392	7124	762	7205	7215	7215
T-Cross	5-dr SUV 19-	Raised Rails	7104	7112	961	891	390	7122	761			
Tiguan (Mk. I)	5-dr SUV 07-16	Normal Roof		7114	962	892	391	7124	762			
Tiguan (Mk. I)	5-dr SUV 07-16	Raised Rails	7104	7112	961	891	390	7122	761			
Tiguan (Mk. II)	5-dr SUV 16-	Raised Rails	7104	7113	969	892	391	7123				
Tiguan Allspace	5-dr SUV 18-	Raised Rails	7104	7113	969	892	391	7123	769			
Touareg	5-dr SUV 02-09	T-Profile		7111	960	891	390	7121	760			
Touareg	5-dr SUV 19-	Flush Rails		7113	969	892	391	7123	769			
Touareg	5-dr SUV 10-18	Normal Roof		7115	963	893	392	7125	763			
Touareg	5-dr SUV 05-09	Raised Rails	7104	7112	961	891	390	7122	761			
Touareg	5-dr SUV 10-18	Raised Rails	7104	7113	969	892	391	7123	769			
Touareg	5-dr SUV 19-	Flush Rails	7106	7113	969	892	391	7123	769	7206	7214	7214
Touran II (ST)	5-dr MPV 15-	Raised Rails	7106	7113	969	892	391	7123	769	7206	7214	7214
Touran I (IT)	5-dr MPV 03-15	Normal Roof		7114	962	892	391	7124	762			
Touran I (IT)	5-dr MPV 03-15	Raised Rails	7104	7113	969	892	391	7123	769			
Touran	5-dr MPV 16-	Raised Rails										
Transporter (T4)	4-dr Van 91-96	Normal Roof		7115	963	893	392	7125	763			
Transporter (T4)	4-dr Van 97-03	Normal Roof		7115	963	893	392	7125	763			
Transporter (T4)	4-dr Van 91-96	Rain Gutters, w/ High Roof						7124	762			
Transporter (T4)	4-dr Van 97-03	Rain Gutters, w/ High Roof						7124	762			
Transporter (T5)	4-dr Van 03-09	T-Profile		7114	962	892	392	7124	762			
Transporter (T5)	4-dr Van 10-15	T-Profile		7114	962	892	392	7124	762			
Transporter (T5)	2-dr Single Cab 03-09	Fixed Points		7114	962	892	392	7124	762			
Transporter (T5)	2-dr Single Cab 10-15	Fixed Points		7114	962	892	392	7124	762			
Transporter (T5)	4-dr Double Cab 03-09	Fixed Points		7114	962	892	392	7124	762			
Transporter (T5)	4-dr Double Cab 10-15	Fixed Points		7114	962	892	392	7124	762			
Transporter (T5)	4-dr Van 03-09	Fixed Points		7114	962	892	392	7124	762			
Transporter (T5)	4-dr Van 10-15	Fixed Points		7114	962	892	392	7124	762			
Transporter (T6)	4-dr Van 15-	T-Profile		7114	962	892	392	7124	762			
Transporter (T6)	2-dr Single Cab 15-	Fixed Points		7114	962	892	392	7124	762			
Transporter (T6)	4-dr Double Cab 15-	Fixed Points		7114	962	892	392	7124	762			
Transporter (T6)	4-dr Van 15-	Fixed Points		7114	962	892	392	7124	762			
T-Roc	5-dr SUV 18-	Normal Roof	7105	7114	962	892	392	7124	762	7205	7215	7215
T-Roc	5-dr SUV 18-	Raised Rails	7104	7112	961	891	390	7122	761			
UP!	3-dr Hatchback 12-	Normal Roof	7105	7113	969	892	391	7123	769	7205	7214	7214
UP!	5-dr Hatchback 12-	Normal Roof	7105	7113	969	892	391	7123	769	7205	7214	7214

VOLVO

850	4-dr Sedan 91-96	Normal Roof		7114	962	892	391	7124	762			
850	5-dr Estate 93-96	Normal Roof		7114	962	892	391	7124	762			
850	5-dr Estate 93-96	Raised Rails	7104	7114	962	892	391	7124	762			
940	4-dr Sedan 90-99	Rain Gutters						7124	762			
940	5-dr Estate 90-99	Rain Gutters						7124	762			
940	5-dr Estate 90-99	Raised Rails	7104	7112	961	891	390	7122	761			
960	4-dr Sedan 90-96	Rain Gutters						7124	762			
960	5-dr Estate 90-96	Rain Gutters						7124	762			
960	5-dr Estate 91-98	Raised Rails	7104	7112	961	891	390	7122	761			
C30	3-dr Hatchback 07-13	Normal Roof		7113	969	892	391	7123	769			
S40	4-dr Sedan 96-99	Normal Roof		7112	961	891	390	7122	761			
S40	4-dr Sedan 00-03	Normal Roof		7112	961	891	390	7122	761			
S40	4-dr Sedan 04-12	Normal Roof		7114	962	892	391	7124	762			
S60	4-dr Sedan 19-	Normal Roof	7105	7114	962	892	391	7124	762	7205	7215	7215
S60	4-dr Sedan 00-04	Normal Roof		7113	969	892	391	7123	769			
S60	4-dr Sedan 05-09	Normal Roof		7113	969	892	391	7123	769			
S60	4-dr Sedan 10-18	Normal Roof	7105	7114	962	892	391	7124	762	7205	7215	7215
S60 Cross Country	4-dr Sedan 15-18	Normal Roof	7105	7114	962	892	391	7124	762	7205	7215	7215
S70	4-dr Sedan 97-00	Normal Roof		7114	962	892	391	7124	762			
S80 (Mk. I)	4-dr Sedan 98-06	Normal Roof		7114	962	892	391	7124	762			
S80 (Mk. II)	4-dr Sedan 06-	Normal Roof		7114	962	892	391	7124	762			

Kit Next Generation	Info Next Generation	EAN Code Next Generation	Smart Rack	WingBar Edge Rapid System	Foot + SR A Rapid System	Replaced Kit Rapid System	Info Rapid System	EAN Code Rapid System	Status - Only new cars
			784/794		757				
145240	N	7313020091211		9582/9582B					NEW kit
					754	141621	C		
			784/794	9584/9584B	757		N		
				9585/9585B	775		N		
				9585/9585B	775		N		
				9591/9591B	753	183036	N		
				9593/9593B	753	184100	N	7313020087115	
			784/794	9581/9581B	757	141643	D		
			785/795	9583/9583B	757		N		
186053	N	7313020091228							Next generation Flush kit added
186078	N	7313020092751		9593/9593B	753	184097	N	7313020083537	Next generation Flush kit added
					754	141328	D		
			785/795	9583/9583B	757		N		
				9583/9583B	775		N		
					754	141572	C		
					754	141572			
					952				
					952				
					751	183057			
					751	183057			
					751	183149			
					751	183149			
					751	183149			
					751	183149			
					751	183149			
					751	183149			
					751	183149			
					751	183149			
					751	183149			
145111	D/N	7313020082721		9582/9582B	775		N		
145022	D/N	7313020083124							
145022	D/N	7313020083124							
					754	141596	D		
					754	141596	D		
					757				
					951				
					951				
			784/794		757				
					951				
					951				
			784/794		757				
					754	141441	D		
					754	141033	D		
					754	141033	D		
					754	141590			
145210	D/N	7313020089201							NEW kit
					754	141387	D		
					754	141387	D		
145030	D/N	7313020083148							
145030	D/N	7313020083148							
					754	141596	D		
					754	141111			
					754	141595			

		Roof type	Foot Evo	WingBar Evo	WingBar	SlideBar Evo	ProBar Evo	SquareBar Evo	SquareBar	Foot Edge - New	WingBar Edge Front - New	WingBar Edge Rear - New
S90	4-dr Sedan 16-	Normal Roof	7105	7114	962	892	391	7124	762	7205	7215	7215
S90	4-dr Sedan 97-98	Rain Gutters						7124	762			
V40	5-dr Estate 96-99	Normal Roof		7112	961	891	390	7122	761			
V40	5-dr Estate 00-01	Normal Roof		7112	961	891	390	7122	761			
V40	5-dr Estate 02-04	Normal Roof		7112	961	891	390	7122	761			
V40	5-dr Hatchback 12-	Normal Roof	7105	7113	969	892	391	7123	769	7205	7215	7213
V40	5-dr Estate 96-99	Raised Rails	7104	7112	961	891	390	7122	761			
V40	5-dr Estate 00-01	Raised Rails	7104	7112	961	891	390	7122	761			
V40	5-dr Estate 02-04	Raised Rails	7104	7112	961	891	390	7122	761			
V40 CC	5-dr Hatchback 13-	Raised Rails		7112	961	891		7122				
V50	5-dr Estate 04-12	Normal Roof		7114	962	892	391	7124	762			
V50	5-dr Estate 04-12	Raised Rails	7104	7112	961	891	390	7122	761			
V60	5-dr Estate 10-18	Flush Rails	7106	7113	969	892	391	7123	769	7206	7214	7213
V60	5-dr Estate 10-18	Flush Rails		7112	961	891	390	7122	761			
V60	5-dr Estate 19-	Flush Rails	7106	7112	961	891	390	7122	761	7206	7214	7213
V60	5-dr Estate 10-18	Normal Roof	7105	7114	962	892	391	7124	762	7205	7215	7214
V60 Cross Country	5-dr Estate 15-18	Flush Rails	7106	7113	969	892	391	7123	769	7206	7214	7213
V60 Cross Country	5-dr Estate 15-18	Flush Rails		7112	961	891	390	7122	761			
V60 Cross Country	5-dr Estate 19-	Flush Rails	7106	7112	961	891	390	7122	761	7206	7214	7213
V70	5-dr Estate 00-03	Normal Roof		7114	962	892	391	7124	762			
V70	5-dr Estate 04-07	Normal Roof		7113	969	892	391	7123	769			
V70	5-dr Estate 97-99	Normal Roof		7114	962	892	391	7124	762			
V70	5-dr Estate 07-	Normal Roof		7114	962	892	391	7124	762			
V70	5-dr Estate 97-99	Raised Rails	7104	7113	969	892	391	7123	769			
V70	5-dr Estate 00-03	Raised Rails	7104	7113	969	892	391	7123	769			
V70	5-dr Estate 04-07	Raised Rails	7104	7113	969	892	391	7123	769			
V70	5-dr Estate 07-	Raised Rails	7104	7113	969	892	391	7123	769			
V90	5-dr Estate 16-	Flush Rails	7106	7112	961	891	390	7122	761	7206	7214	7213
V90	5-dr Estate 97-98	Rain Gutters						7124	762			
V90	5-dr Estate 97-98	Raised Rails	7104	7112	961	891	390	7122	761			
V90 Cross Country	5-dr Estate 17-	Flush Rails	7106	7112	961	891	390	7122	761	7206	7214	7213
XC40	5-dr SUV 18-	Flush Rails	7106	7112	961	891	390	7122	761	7206	7213	7213
XC60	5-dr SUV 08-17	Flush Rails	7106	7112	961	891	390	7122	761	7206	7214	7213
XC60	5-dr SUV 17-	Flush Rails	7106	7112	961	891	390	7122	761	7206	7213	7213
XC70	5-dr Estate 00-02	Raised Rails	7104	7113	969	892	391	7123	769			
XC70	5-dr Estate 03-06	Raised Rails	7104	7113	969	892	391	7123	769			
XC70	5-dr Estate 07-	Raised Rails	7104	7113	969	892	391	7123	769			
XC70	5-dr Estate 98-99	Raised Rails	7104	7113	969	892	391	7123	769			
XC90	5-dr SUV 15-	Flush Rails	7106	7113	969	892	391	7123	769	7206	7214	7214
XC90	5-dr SUV 02-14	Raised Rails	7104	7112	961	891	390	7122	761			
XC90	5-dr SUV 15-	Raised Rails	7104	7113	969	892	391	7123	769			

Kit Next Generation	Info Next Generation	EAN Code Next Generation	Smart Rack	WingBar Edge Rapid System	Foot + SRA Rapid System	Replaced Kit Rapid System	Info Rapid System	EAN Code Rapid System	Status - Only new cars
145039	D/N	7313020083162			951				
					754	141033	D		
					754	141033	D		
					754	141033	D		
145090	D/N	7313020086644							
			784/794	9581/9581B	757		N		
			784/794	9581/9581B	757		N		
			784/794	9581/9581B	757		N		
				9594/9594B	753	184033	N		
					754	141369			
			784/794	9585/9585B	757		N		
186006	N	7313020089812							Next generation Flush kit added
				9594/9594B	753	184021	N		
186010	N	7313020089850		9592/9592B	753	184073	N		Next generation Flush kit added
145170	C/N	7313020087542			754	141673			Rapid kit phased out
186006	N	7313020089812							Next generation Flush kit added
				9594/9594B	753	184021	N		
186010	N	7313020089850		9592/9592B	753	184073	N		Next generation Flush kit added
					754	141193	C		
					754	141370	D		
					754	141596	D		
					754	141600			
			785/795	9583/9583B	757		N		
			785/795	9583/9583B	757		N		
			785/795	9583/9583B	757		N		
			785/795	9585/9585B	757		N		
186010	N	7313020089850		9592/9592B	753	184073	N		Next generation Flush kit added
					951				
			784/794		757				
186010	N	7313020089850		9592/9592B	753	184073	N		Next generation Flush kit added
186010	N	7313020089850		9592/9592B	753	184073	N		Next generation Flush kit added
186015	N	7313020089454		9595/9595B	753	184006	N		Next generation Flush kit added
186028	N	7313020090030		9592/9592B	753	184058	N		Next generation Flush kit added
			785/795	9585/9585B	757		N		
			785/795	9585/9585B	757		N		
			785/795	9585/9585B	757		N		
			785/795	9585/9585B	757		N		
186028	N	7313020090030		9595/9595B	753	184058	N		Next generation Flush kit added
			784/794	9584/9584B	757		N		
			785/795	9583/9583B	757		N		

Roof Racks

> Professional Racks



Your dynamic platform for heavy-duty purposes

Thule Professional is a fully integrated system, so tailoring it to your specific needs and way of working is quick and easy. All you need is the make, model and year of your work Van – then follow the recommendations presented in this easy-to-use fit guide. All products in this guide are tested on each specific vehicle model and Thule guarantees that the recommended products will fit your vehicle. If you follow our recommendations, we can assure you a high safety standard.

Car make

Look up the page where your vehicle make, model and model year are listed. All makes appear in alphabetical order.

Recommendation

The recommended solution for your vehicle includes all necessary parts for a complete Heavy-Duty roof rack solution. For some vehicles, we list solutions with 1, 2, 3 and 4 bars.

FEATURES

- Fixpoint kit to be fixated on covers made out of strong materials like glass fibre, aluminium, plastic or steel.
- City crash approved for 75 kg according to ISO-norm.
- Artificial fixpoint to be combined with Thule Rapid System roof rack feet 751 or 753 feet and suitable load bars.
- All parts in contact with the car have soft coating to prevent marks and scratches.

Thule Artificial Fixpoint 543

Universal fix point kit for fixation of Thule Rapid System 751 & 753 feet.

SPECIFICATIONS

Fits only 751 and 753 feet



Thule ProBar

The load bar with a unique tri-slot design for fitting of multiple accessories

SPECIFICATIONS

Available in six lengths: see below

FEATURES

- The tri-slot design gives great flexibility and opens up the possibility of combining a range of different load accessories that can be used independently of each other or together.
- In the top track, you can for example fit the Thule Load Stop, Thule Ladder Tilt, Thule Ladder Holder etc. You mount each accessory in just a few seconds. Just slide it in and lock in place.
- In the rear track you can very easily alter between Thule Roller, Thule Foldable Load Stop and Thule Eye bolt. Or let them be mounted together. And you will have the top of the Thule Heavy-Duty Bar free for your load.



Technical specifications

BARS

Item number (2 Pieces)	390	391	392	393	394	395
Item number (1 Piece)	3901	3911	3921	3931	3941	3951
Length	1200 mm	1350 mm	1500 mm	1750 mm	2000 mm	2200 mm

FEET



Roof type	Fixed points		Raised Rails		Normal roof		Rain gutter		
Product name	Thule Rapid System	Thule Rapid System	Thule Evo Raised Rail	Thule Rapid System	Thule Evo Clamp	Thule Rapid System	Gutter Foot	Gutter Foot	Gutter Foot
Item number (4 Pieces)	751	753	710400	775	710500	754	9512	9522	9531
Item number (2 Pieces)	7511	7531							
Load capacity, per pair of bar ¹	100 kg	100 kg	100 kg	100 kg	75 kg	75 kg	100 kg	100 kg	100 kg
Foot height ²	9.5 cm	5.2 cm	8.4 cm	5.5 cm	9.6 cm	14 cm	15 cm	20 cm	28 cm
Lock	Included	Included	Included	Included	Included		527	527	527
Fitting kit needed	yes	yes	no	no	no	yes	no	no	no
Tool key 379 needed	no	no	no	no	no	yes	no	no	no
TÜV approved	yes	yes	yes	yes	yes	yes	yes	yes	yes
Fulfills City Crash norms	yes	yes	yes	yes	yes	yes			
Miscellaneous			Fits railing sizes between 15–67 mm	Fits railing sizes between 20–68 mm					

¹ Maximum load is the maximum approved weight for each type of roof rack.

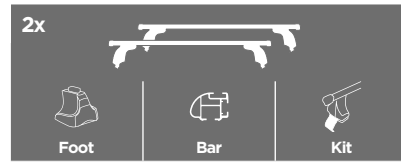
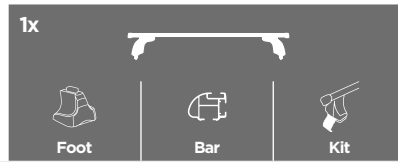
Consult your car manual and the Thule fitting instruction for your car's maximum load limit.

² Foot height is the distance from the base of the foot to the contact surface of the bar.

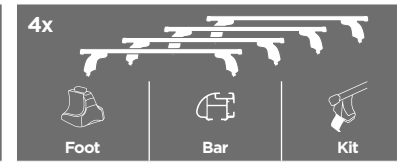
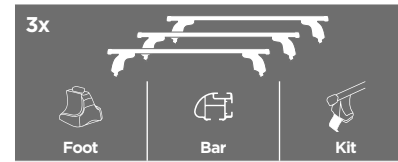
Please note that: For distances to the top of the bar, add 22 mm for SquareBar and 37 mm for Professional bar. The car specific fitting kit is excluded in the height measurement.

CHEVROLET

Model	Configuration	7531	3911	3072
Colorado	4-dr Crew Cab, 15- (Normal Roof)			
Silverado	4-dr Double Cab, 14-18 (Normal Roof)			
Silverado	4-dr Crew Cab, 14-18 (Normal Roof)			

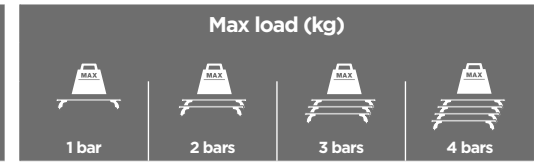


Model	Configuration	7105	393	5179
Colorado	4-dr Crew Cab, 15- (Normal Roof)	7105	393	5179
Silverado	4-dr Double Cab, 14-18 (Normal Roof)	7105	393	5105
Silverado	4-dr Crew Cab, 14-18 (Normal Roof)	7105	393	5105



Model	Configuration	7531+751	3911+391	3072+3072
Colorado	4-dr Crew Cab, 15- (Normal Roof)	7531+751	3911+391	3072+3072
Silverado	4-dr Double Cab, 14-18 (Normal Roof)	7531+751	3911+391	3072+3072
Silverado	4-dr Crew Cab, 14-18 (Normal Roof)	751+7531	3911+391	3175+3175

Model	Configuration	7104+7104	391+391
Colorado	4-dr Crew Cab, 15- (Normal Roof)	7104+7104	391+391
Silverado	4-dr Double Cab, 14-18 (Normal Roof)	7104+7104	391+391
Silverado	4-dr Crew Cab, 14-18 (Normal Roof)	7104+7104	391+391



Max load (kg)	1 bar	2 bars	3 bars	4 bars
75				
75				
75				

CITROËN

Model	Configuration	7531	3911	3072
Berlingo Top	5-dr MPV, 01-07 (Roof Railing)			
Berlingo	4-dr Van, 97-08 (Normal Roof)			
Berlingo	4-dr Van, 08-18 (Fixed Points)	7531	3911	3072
Berlingo	4-dr Van, 08-18 (Roof Railing)			
Berlingo	5-dr Van, 08-18 (Fixed Points)	7531	3911	3072
Berlingo	5-dr Van, 08-18 (Roof Railing)			
Berlingo	4-dr Van, 19- (Fixed Points)	7511	3911	3175
Berlingo	5-dr Van, 19- (Roof Railing)			
Dispatch	4/5-dr Van, 95-06 (Fixed Points)	7531	3911	3023
Dispatch	4/5-dr Van, 07-16 (Fixed Points)	7531	3921	3055
Jumper	3/4-dr Van, 95-06 (Fixed Points)	7531	3931	3054
Jumpy	4/5-dr Van, 95-06 (Fixed Points)	7531	3911	3023
Jumpy	4/5-dr Van, 07-16 (Fixed Points)	7531	3921	3055
Jumpy	4-dr Van, 16- (Fixed Points)	7511	3911	3155
Nemo	3/4/5-dr Van, 08- (Fixed Points)	7531	3911	3070
Nemo	3/4/5-dr Van, 08- (Roof Railing)			

Model	Configuration	7104	391	1184
Berlingo Top	5-dr MPV, 01-07 (Roof Railing)	7104	391	1184
Berlingo	4-dr Van, 97-08 (Normal Roof)	754	391	1184
Berlingo	4-dr Van, 08-18 (Fixed Points)	751	391	3072
Berlingo	4-dr Van, 08-18 (Roof Railing)	7104	391	
Berlingo	5-dr Van, 08-18 (Fixed Points)	751	391	3072
Berlingo	5-dr Van, 08-18 (Roof Railing)	7104	391	
Berlingo	4-dr Van, 19- (Fixed Points)	753	391	3175
Berlingo	5-dr Van, 19- (Roof Railing)	775	392	
Dispatch	4/5-dr Van, 95-06 (Fixed Points)	753	391	3023
Dispatch	4/5-dr Van, 07-16 (Fixed Points)	753	392	3051
Jumper	3/4-dr Van, 95-06 (Fixed Points)	753	393	3054
Jumpy	4/5-dr Van, 95-06 (Fixed Points)	753	391	3023
Jumpy	4/5-dr Van, 07-16 (Fixed Points)	753	392	3051
Jumpy	4-dr Van, 16- (Fixed Points)	751	391	3155
Nemo	3/4/5-dr Van, 08- (Fixed Points)	751	391	3070
Nemo	3/4/5-dr Van, 08- (Roof Railing)	7104	391	

Model	Configuration	7531+751	3911+391	3072+3072
Colorado	4-dr Crew Cab, 15- (Normal Roof)	7531+751	3911+391	3072+3072
Silverado	4-dr Double Cab, 14-18 (Normal Roof)	7531+751	3911+391	3072+3072
Silverado	4-dr Crew Cab, 14-18 (Normal Roof)	751+7531	3911+391	3175+3175
Colorado	4-dr Crew Cab, 15- (Normal Roof)	7531+753	3911+391	3023+3048
Silverado	4-dr Double Cab, 14-18 (Normal Roof)	7531+753	3921+392	3055+3051
Silverado	4-dr Crew Cab, 14-18 (Normal Roof)	7531+753	3931+393	3054+3054
Colorado	4-dr Crew Cab, 15- (Normal Roof)	7531+753	391+3911	3023+3048
Silverado	4-dr Double Cab, 14-18 (Normal Roof)	7531+753	3921+392	3055+3051
Silverado	4-dr Crew Cab, 14-18 (Normal Roof)	7531+753	392+392	3055+3051
Colorado	4-dr Crew Cab, 15- (Normal Roof)	7531+751	3911+391	3070+3070

Model	Configuration	7104+7104	391+391
Colorado	4-dr Crew Cab, 15- (Normal Roof)	7104+7104	391+391
Silverado	4-dr Double Cab, 14-18 (Normal Roof)	7104+7104	391+391
Silverado	4-dr Crew Cab, 14-18 (Normal Roof)	7104+7104	391+391
Colorado	4-dr Crew Cab, 15- (Normal Roof)	775+775	392+392
Silverado	4-dr Double Cab, 14-18 (Normal Roof)	753+753	391+391
Silverado	4-dr Crew Cab, 14-18 (Normal Roof)	753+753	392+392
Colorado	4-dr Crew Cab, 15- (Normal Roof)	753+753	393+393
Silverado	4-dr Double Cab, 14-18 (Normal Roof)	753+753	391+391
Silverado	4-dr Crew Cab, 14-18 (Normal Roof)	753+753	392+392
Colorado	4-dr Crew Cab, 15- (Normal Roof)	7531+751	3911+391
Silverado	4-dr Double Cab, 14-18 (Normal Roof)	7104+7104	391+391

Max load (kg)	1 bar	2 bars	3 bars	4 bars
100				
50				
50	100	150		
100				200
50	100	150		
100				200
50	100	150		
100				200
50	100	150		
50	100	150		
50	100	150		
50	75	112,5	150	
50	100			
50	100	150		
100				200

DACIA

Model	Configuration	753	3911	3021
Dokker	4-dr Van, 12- (Fixed Points)	753	3911	3021
Logan	MCV 3-dr Van, 07-12 (Roof Railing)			

Model	Configuration	753	390	3021
Dokker	4-dr Van, 12- (Fixed Points)	753	390	3021
Logan	MCV 3-dr Van, 07-12 (Roof Railing)	7104	390	

FIAT

Model	Configuration	7511	3911	3076
Doblo	4/5-dr Van, 00-09 (Fixed Points)	7511	3911	3076
Doblo Maxi	4-dr Van, 08-09 (Fixed Points)	7511	3911	3076
Doblo	4/5-dr Van, 00-09 (High Roof)			
Doblo	4/5-dr Van, 10- (Fixed Points)	7511	3911	3088
Doblo	4/5-dr Van, 10- (Roof Railing)			
Ducato	4-dr Van, 95-06 (Fixed Points)	7531	3931	3054
Ducato	4-dr Van, 06- (Fixed Points)	7511	3921	3031
Fiorino	3/4/5-dr Van, 08- (Fixed Points)	7531	3911	3070
Fiorino	3/4/5-dr Van, 08- (Roof Railing)			
Fullback	2-dr Extended Cab, 16- (Fixed Points)	7531	3911	3144
Fullback	4-dr Double Cab, 16- (Fixed Points)	7531	3911	3144
Scudo	3/4/5-dr Van, 95-06 (Fixed Points)	7531	3911	3023
Scudo	4/5-dr Van, 07-16 (Fixed Points)	7531	3921	3055
Strada	2-dr Extended Cab, 04- (Roof Railing)			
Strada	2-dr Single Cab, 04- (Roof Railing)			
Talento	4-dr Van, 16- (Fixed Points)	7511	3921	3139

Model	Configuration	753	391	3021
Doblo	4/5-dr Van, 00-09 (Fixed Points)	753	391	3021
Doblo Maxi	4-dr Van, 08-09 (Fixed Points)	753	391	3021
Doblo	4/5-dr Van, 00-09 (High Roof)	No fit		
Doblo	4/5-dr Van, 10- (Fixed Points)	753	391	3088
Doblo	4/5-dr Van, 10- (Roof Railing)	7104	391	
Ducato	4-dr Van, 95-06 (Fixed Points)	753	393	3054
Ducato	4-dr Van, 06- (Fixed Points)	751	392	3031
Fiorino	3/4/5-dr Van, 08- (Fixed Points)	751	391	3070
Fiorino	3/4/5-dr Van, 08- (Roof Railing)	7104	391	
Fullback	2-dr Extended Cab, 16- (Fixed Points)	753	391	3144
Fullback	4-dr Double Cab, 16- (Fixed Points)	753	391	3144
Scudo	3/4/5-dr Van, 95-06 (Fixed Points)	753	391	3023
Scudo	4/5-dr Van, 07-16 (Fixed Points)	753	392	3051
Strada	2-dr Extended Cab, 04- (Roof Railing)	7104	390	
Strada	2-dr Single Cab, 04- (Roof Railing)	No fit		
Talento	4-dr Van, 16- (Fixed Points)	751	392	3139

Model	Configuration	7511+753	3911+391	3076+3021
Doblo	4/5-dr Van, 00-09 (Fixed Points)	7511+753	3911+391	3076+3021
Doblo Maxi	4-dr Van, 08-09 (Fixed Points)	7511+753	3911+391	3076+3021
Doblo	4/5-dr Van, 00-09 (High Roof)			
Doblo	4/5-dr Van, 10- (Fixed Points)	7511+753	3911+391	3088+3088
Doblo	4/5-dr Van, 10- (Roof Railing)			
Ducato	4-dr Van, 95-06 (Fixed Points)	7531+753	3931+393	3054+3054
Ducato	4-dr Van, 06- (Fixed Points)	7511+751	3921+392	3031+3031
Fiorino	3/4/5-dr Van, 08- (Fixed Points)	7531+751	3911+391	3070+3070
Fiorino	3/4/5-dr Van, 08- (Roof Railing)			
Fullback	2-dr Extended Cab, 16- (Fixed Points)			
Fullback	4-dr Double Cab, 16- (Fixed Points)			
Scudo	3/4/5-dr Van, 95-06 (Fixed Points)	7531+753	3911+391	3048+3023
Scudo	4/5-dr Van, 07-16 (Fixed Points)	7531+753	3921+392	3055+3051
Strada	2-dr Extended Cab, 04- (Roof Railing)			
Strada	2-dr Single Cab, 04- (Roof Railing)			
Talento	4-dr Van, 16- (Fixed Points)	7511+751	3921+392	3139+3139

Model	Configuration	7104+7104	391+391
Doblo	4/5-dr Van, 00-09 (Fixed Points)		
Doblo Maxi	4-dr Van, 08-09 (Fixed Points)		
Doblo	4/5-dr Van, 00-09 (High Roof)		
Doblo	4/5-dr Van, 10- (Fixed Points)		
Doblo	4/5-dr Van, 10- (Roof Railing)	7104+7104	391+391
Ducato	4-dr Van, 95-06 (Fixed Points)	753+753	393+393
Ducato	4-dr Van, 06- (Fixed Points)	751+751	392+392
Fiorino	3/4/5-dr Van, 08- (Fixed Points)		
Fiorino	3/4/5-dr Van, 08- (Roof Railing)	7104+7104	391+391
Fullback	2-dr Extended Cab, 16- (Fixed Points)		
Fullback	4-dr Double Cab, 16- (Fixed Points)		
Scudo	3/4/5-dr Van, 95-06 (Fixed Points)	753+753	391+391
Scudo	4/5-dr Van, 07-16 (Fixed Points)	753+753	392+392
Strada	2-dr Extended Cab, 04- (Roof Railing)		
Strada	2-dr Single Cab, 04- (Roof Railing)		
Talento	4-dr Van, 16- (Fixed Points)	751+751	392+392

Max load (kg)	1 bar	2 bars	3 bars	4 bars
37				
75				
112				
37	75	112		
50	100	150		
100				200
50	100	150		
50	100	150		
50	100	150		
37	75			
37	75			
50	100	150		
50	100	150		
50	100	150		
50	100	150		
50	100	150		
50	100	150		
50	100	150		
50	100	150		

FORD

Model	Configuration	754	391	1292
FORD F-150	4-dr Double Cab, 09-14 (Normal Roof)			
FORD F-150	4-dr Crew Cab, 15- (Normal Roof)			
FORD F-150	4-dr Super Cab, 15- (Normal Roof)			
Ranger	2-dr Single cab, 98-11 (Normal Roof)	754	391	1292
Ranger	4-dr, Double cab, 98-11 (Normal Roof)			
Ranger	2-dr, Single cab, 11- (

RENAULT

		1x			2x		
		Foot	Bar	Kit	Foot	Bar	Kit
Kangoo	5-dr Van, 98-07, 08- (Fixed Points)	7531	3911	3021	753	391	3021
Kangoo	5-dr Van, 97-07 (Roof Railing)				7104	390	
Kangoo	5-dr Van, 08- (Roof Railing)				775	391	
Kangoo Maxi	5-dr Van, 10- (Fixed Points)	7511	3911	3021	753	391	3021
Master	4/5-dr Van, 98-03, 04-10 (Fixed Points)	7531	3921	3045	753	392	3045
Master	4-dr Van, 10- (Fixed Points)	7531	3921	3096	753	392	3096
Trafic	2-dr Single cab, 01-06 (Fixed Points)	7531	3921	3047			
Trafic	4/5-dr Van, 01-14 (Fixed Points)	7531	3921	3047	753	392	3046
Trafic	5-dr Van, 01-14 (Fixed Points, High Roof)	7531	3921	3046	753	392	3046
Trafic	4-dr Van, 15- (Fixed Points)	7511	3921	3139	751	392	3139

SEAT

		1x			2x		
		Foot	Bar	Kit	Foot	Bar	Kit
Inca	3-dr Van, 96-03 (Fixed Points)	7531	3901	3007	753	390	3007

SSANGYONG

		1x			2x		
		Foot	Bar	Kit	Foot	Bar	Kit
Actyon	4-dr Double Cab, 06- (Normal Roof)	754	3921	1448	754	392	1448
Korando Sports	4-dr Double Cab, 12- (Normal Roof)	754	3911	1712	754	391	1712

TOYOTA

		1x			2x		
		Foot	Bar	Kit	Foot	Bar	Kit
HiAce	4-dr Van, 83-95 (Rain Gutters)				9522	392	
HiAce	4-dr Van, 96-06, 07- (Fixed Points)	7531	3921	3043	753	392	3043
Hilux	2-dr Extended Cab, 98-04 (Normal Roof)				754	390	1083
Hilux	4-dr, Double cab, 98-04 (Normal Roof)				754	390	1083
Hilux	2-dr Extended cab, 05-15 (Normal Roof)				754	391	1348
Hilux	4-dr, Double cab, 05-15 (Normal Roof)				7105	392	5091
Hilux	4-dr Double Cab, 16- (Normal Roof)				7105	391	5003
Hilux	4-dr Extra Cab, 16- (Normal Roof)				7105	391	5003
ProAce	4-dr Van, 13-16 (Fixed Points)	7531	3921	3055	753	392	3051
ProAce	4-dr Van, 16- (Fixed Points)	7511	3911	3155	751	391	3155
ProAce City	4-dr Van, 20- (Fixed Points)	7511	3911	3175	753	391	3175

VOLKSWAGEN

		1x			2x		
		Foot	Bar	Kit	Foot	Bar	Kit
Amarok	4-dr Double Cab, 10- (Fixed Points)	7531	3911	3087	753	391	3087
Amarok	2-dr Single Cab, 10- (Fixed Points)	7531	3911	3087	753	391	3087
Amarok	4-dr Double Cab Basic model, 13- (Fixed Points)	7531	3911	3129	753	391	3129
Caddy (MK.II)	3-dr Van, 96-03 (Fixed Points)	7531	3901	3007	753	390	3007
Caddy (Mk. III)	5-dr Van, 04-15, 16- (Fixed Points)	7511	3911	3022	753	391	3022
Caddy (Mk. III)	5-dr Van, 04-15 (Roof Railing)				7104	390	
Caddy (Mk. III)	5-dr Van, 16- (Roof Railing)				775	390	
Caddy Maxi	5-dr Van, 08-15 (Roof Railing)				7104	390	
Caddy Maxi	5-dr Van, 08-15, 16- (Fixed Points)	7511	3911	3022	753	391	3022
Crafter	4-dr Van, 06-16 (T-Profile)	7531	3931	3062	753	393	3062
Crafter	4-dr Van, 06-16 (T-Profile, High Roof)	7531	3931	3062	753	393	3062
Crafter	4-dr Van, 06-16 (T-Profile, Extra High Roof)				No fit		
Crafter	4-dr Van, 06-16 (Fixed Points)	7531	3931	3032	753	393	3032
Crafter	4-dr Van, 06-16 (Fixed Points, High Roof)	7531	3931	3032	753	393	3032
Crafter	4-dr Van, 06-16, 17- (Fixed Points, Extra High Roof)				No fit		
Crafter	4-dr Van, 17- (Fixed Points)	7531	3931	3032	753	393	3032
Crafter	4-dr Van, 17- (Fixed Points, High Roof)	7531	3931	3032	753	393	3032
LT	4-dr Van, 96-06 (Rain Gutters)				9531	394	
Transporter (T4)	4-dr Van, 91-96, 97-02 (High Roof, Rain Gutters)				9522	392	
Transporter (T4)	4-dr Van, 91-96, 97-03 (Normal Roof)	754	3921	1572	754	392	1572
Transporter	2-dr Single Cab, (T5) 03-09,10-15 (T6) 15- (Fixed Points)	7511	3911	3149			
Transporter	4-dr Double Cab, (T5) 03-09,10-15 (T6) 15- (Fixed Points)	7511	3911	3149	751	391	3149
Transporter	4-dr Van, (T5) 03-09,10-15 (T6) 15- (T-Profile)	7511	3911	3057	751	391	3057
Transporter	4-dr Van, (T5) 03-09,10-15 (T6) 15- (Fixed Points)	7511	3911	3149	751	391	3149
Transporter	4-dr Van, (T5) 03-09,10-15 (T6) 15- (High Roof)				No fit		
Transporter	4-dr Van, (T5) 03-09,10-15 (T6) 15- (Extra High Roof)				No fit		

		3x			4x			Max load (kg)			
		Foot	Bar	Kit	Foot	Bar	Kit	1 bar	2 bars	3 bars	4 bars
								37	75		
									100		200
									100		200
		7511+753	3911+391	3021+3021				37	75	125	
		7531+753	3921+392	3045+3045	753+753	392+392	3045+3045	50	100	150	200
		7531+753	3921+392	3096+3096	753+753	392+392	3096+3096	50	100	150	200
								50			
		7531+753	3921+392	3047+3046	753+753	392+392	3047+3046	50	100	150	200
		7531+753	3921+392	3046+3046	753+753	392+392	3046+3046	50	100	150	200
		7511+751	3921+392	3139+3139	751+751	392+392	3139+3139	50	100	150	200

								37	75		
								37	75		
								30	60		

										100	200
		7511+753	3921+392	3043+3060	9522+9522	392+392		50	100	150	200
								30	60		
									60		
								25	50		
									75		
									50		
		7531+753	3921+392	3055+3051	753+753	392+392	3055+3051	50	100	150	200
								50	100		
		751+7531	3911+391	3175+3175				50	100	150	

								37	75		
								37	75		
								37	75		
								37	75		
		7511+753	3911+391	3022+3022				50	100		
									100		200
									100		200
									100		200
		7511+753	3911+391	3022+3022				50	100	150	
		7531+753	3931+393	3062+3062	753+753	393+393	3062+3062	50	100	150	200
		7531+753	3931+393	3062+3062	753+753	393+393	3062+3062	50	100	150	200
		7531+753	3931+393	3032+3032	753+753	393+393	3032+3032	50	100	150	200
		7531+753	3931+393	3032+3032	753+753	393+393	3032+3032	50	100	150	200
		7511+753	3931+393	3032+3032	7531+753+7511	393+393	3032+3032	50	100	150	200
		7511+753	3931+393	3032+3032	7531+753+7511	393+393	3032+3032	50	100	150	200
									100		200
									100		200
		754+754	3921+392	1572+1572	754+754	392+392	1572+1572	25	50	75	100
								50			
								50	100		
		7511+751	3911+391	3057+3057	751+751	391+391	3057+3057	50	100	150	200
		7511+751	3911+391	3149+3150	751+751	391+391	3149+3150	50	100	150	200

› Rear Door-mounted Bike Racks

These racks can easily be mounted on the boot of a car with quick-mount attachments. Rubber frame holders keep the bikes firmly in place and protect the frames from scratches. When not in use, simply fold and store the rack in the car or garage.



🚲 🚲 🚲

Thule OutWay Hanging

Premium trunk mount bike carrier provides robust attachment and fits wide range of vehicles including those with a spoiler.

FEATURES

- Maximum vehicle fits including those with spoiler, with adjustable design to fit sedans, station wagons, CUVs and SUVs. ■ Maximum fastening security to your vehicle with steel cables. ■ Solid rack to vehicle connection with Thule AcuTight torque limiting tightening system that click when optimal torque is reached. ■ Firm carrier hold and vehicle protection with twin hook attachment and rubber protection pads. ■ Accommodates variety of bike frames/geometries including smaller kids bikes thanks to adjustable bike arms. ■ Bike protection and security with soft cradles that absorb road shock and vibrations. ■ Vehicle and bike protection with integrated anti-sway system that prevents bike-to-bike and bike-to-vehicle contact. ■ Bike arms fold down when not in use, and rack folds flat for easy transport and convenient storage. ■ Locks the bikes to the bike rack and the bike rack to the car (locks included). ■ Possible to open vehicle trunk without any mounted bikes. ■ This product does not have universal fit. Please use the Thule Buyer's Guide for information related to specific car models.



🚲 🚲 🚲

Thule FreeWay

Basic hanging-style trunk bike rack designed for hatchbacks and sedans.

FEATURES

- All parts in contact with the car and bikes are coated with rubber for extra protection. ■ Possible to attach Thule Light Board 976. ■ Use Thule Bike Frame Adapter 982 for fitting of bikes with non-standard frames (e.g. ladies' bikes, BMXs, downhill bikes). ■ This product does not have universal fit. Please use the Thule Buyer's Guide for information related to specific car models.



🚲 🚲 🚲

Thule OutWay Platform

Premium trunk mount bike carrier with raised platform designed to keep the rear lights and license plate visible, fits wide range of vehicles including those with a spoiler.

FEATURES

- Improved visibility of rear lights and license plate with raised platform design. ■ Maximum fastening security to your vehicle with steel cables. ■ Solid rack to vehicle connection with Thule AcuTight torque limiting tightening system that click when optimal torque is reached. ■ Firm carrier hold and vehicle protection with twin hook attachment and rubber protection pads. ■ Easy mounting of bikes with detachable bike arms with lockable Thule AcuTight torque limiting knobs that click when optimal torque is reached. ■ Accommodates up to 127cm/50" wheel base bikes and tires up to 3" in width. ■ Simple to fasten wheels, thanks to long wheel straps with pump buckles. ■ Compact storage with wheel trays that fold up when not in use. ■ Locks the bikes to the bike rack and the bike rack to the car (locks included). ■ No assembly required. ■ Possible to open vehicle trunk without any mounted bikes. ■ This product does not have universal fit. Please use the Thule Buyer's Guide for information related to specific car models.



🚲 🚲 + 🚲 + 🚲

Thule WanderWay

Top of the line trunk bike rack with raised platform dedicated for the Volkswagen T6.

FEATURES

- Quick and simple to mount thanks to fully pre-assembled and dedicated fit to the VW T6. ■ Possible to increase load capacity up to 4 bikes by adding a 3rd bike and a 4th bike adapter (adapters sold separately). ■ The raised position of the rack keeps the rear lights and license plate visible. ■ Easy mounting of bikes through detachable bike arms with lockable Thule AcuTight torque limiter knobs that click when optimal torque is reached. ■ Simple loading of bikes thanks to easy-to-adjust rails that slide from left to right. ■ Simple to fasten wheels, thanks to the adjustable wheel holders with pump buckles. ■ Platform folds up vertically against the trunk when not in use. ■ Locks the bikes to the bike rack (lock included). ■ Possible to open vehicle trunk without any mounted bikes.



🚲 🚲 🚲

Thule ClipOn

Easy-to-use, hanging-style trunk bike rack designed for station wagons and hatchbacks.

FEATURES

- Easy to mount to the rear door with a unique snap-on system. ■ All parts in contact with the car and bikes are coated with rubber for extra protection. ■ Quickly folds for easy storage. ■ Possible to attach Thule Light Board 976. ■ Use Thule Bike Frame Adapter 982 for fitting of bikes with non-standard frames (e.g. ladies' bikes, BMXs, downhill bikes). ■ This product does not have universal fit and it comes in two versions (9103 and 9104) having different tube diameters fitting different car models.



We have tested all the listed recommendations individually

Please note that if you don't find your car in this guide, it may have several reasons:

1. Your car has a plastic/weak/large spoiler
2. Your car has a plastic or a divided rear door
3. The car manufacturer does not allow the fitting of rear door-mounted bike racks
4. Your car is very new on the market (less than 6 months)

Please always check online at www.thule.com

Car manufacturers market their models with different features in different countries around the world e.g. a chrome part or spoiler is added on the rear door. Due to weakness in plastic spoilers, rear door-mounted bike racks are not allowed to be used on these cars, even if they are recommended in this guide. Thule does everything to take this into consideration but can not be held liable for these local deviations.



ALFA ROMEO					
1	2	3	4	5	6
Giulia	4-dr Sedan, 16-	RaceWay	x	x	Lightboard 976 recommended
147	3/5-dr Hatchback, 01-10	ClipOn 9103	x	x	Lock 538 Lightboard 976 recommended
147	3/5-dr Hatchback, 01-10	ClipOn High 9105	x	x	Does not cover the rear lights

1	2	3	4	5	6
Look up your car make, model type and year.	This is the Thule bike rack model you need.	To fit it to your car, you need an Adapter Kit for some racks.	Here you can see if you need an extension adapter to fit additional bikes.	If a lock for the bikes is not included, we recommend securing them with our Thule Cable lock 538.	Depending on the car model, tail lights and turn signals as well as the license plate can be covered. In this case we highly recommend to use our Thule Lightboard 976 to replace them.

Accessories

<p>Thule Lockable Knob 526/527 An accessory to make the bike frame holders lockable (if not standard). 526 = 2 pack. 527 = 4 pack. Fits Thule ClipOn and Thule BackPac.</p>	
<p>Thule Cable Lock 538 Plastic coated, 180 cm long steel cable that locks almost anything. With lock protection.</p>	
<p>Thule Wheel Adapter 9772 Protects the rim on mountain bikes and helps secure the wheels of road bikes. Place between the strap and the rim.</p>	
<p>Thule Bike Frame Adapter 982 For easiest possible fitting of bikes with non-standard frames (e.g. ladies' bikes, BMXs, downhill bikes).</p>	
<p>Thule Lightboard 976 Substitutes the most important rear lights on your car (7-pin connector). Fitted by using straps on the rear door-mounted bike racks. The car needs to have either a 7-pin or a 13-pin electric outlet to connect the light board to the car.</p>	
<p>Thule One-Key System 4504/4506/4508/4512/4516 Avoid the hassle of several different keys, upgrade to Thule One-Key System and get one key for all Thule products.</p>	
<p>Thule WanderWay Bike Adapter 9116 and 9117 With adapter 9116 the capacity of Thule WanderWay increases from two to three bikes and with adapter 9117 from three to four bikes.</p>	<p>9116</p> <p>9117</p>
<p>Thule Bike Protector 988 An accessory that provides additional protection for bicycles standing close together.</p>	
<p>Thule Carbon Frame Protector 984 An adapter to enable safe transport of bikes with carbon frames (only to be used with Thule bike racks with a torque limiter knob).</p>	
<p>Thule 3rd Brake Light 9904 Accessory for cars when the load and bike carrier cover the car's 3rd brake light.</p>	

ALFA ROMEO

Giulia	4-dr Sedan, 16-	RaceWay 991		x		x	Lightboard 976 recommended
147	3/5-dr Hatchback, 01-10	ClipOn 9103		x	x	Lock 538	Lightboard 976 recommended
147	3/5-dr Hatchback, 01-10	ClipOn High 9105		x		x	Does not cover the rear lights

AUDI

80 Avant	5-dr Estate, 92-95	BackPac 973	973-17	x	973-23	x	Does not cover the rear lights
100 Avant	5-dr Estate, 92-94	BackPac 973	973-17	x	973-23	x	Does not cover the rear lights
A3	3-dr Hatchback, 96-02	BackPac 973	973-15	x	973-23	x	Does not cover the rear lights
A3	3-dr Hatchback, 96-12	ClipOn 9103		x	x	Lock 538	Lightboard 976 recommended
A3	3-dr Hatchback, 96-12	ClipOn High 9105		x		x	Does not cover the rear lights
A3	5-dr Hatchback, 99-03	BackPac 973	973-15	x	973-23	x	Does not cover the rear lights
A3	5-dr Hatchback, 99-03	ClipOn 9103		x	x	Lock 538	Lightboard 976 recommended
A3	5-dr Hatchback, 99-03	ClipOn High 9105		x		x	Does not cover the rear lights
A3	4-dr Sedan, 13-20	RaceWay 991		x		x	Lightboard 976 recommended
A3 Sportback	5-dr Hatchback, 04-12	BackPac 973	973-17	x	973-23	x	Lightboard 976 recommended
A3 Sportback	5-dr Hatchback, 04-12	ClipOn 9103	9115	x	x	Lock 538	Lightboard 976 recommended
A3 Sportback	5-dr Hatchback, 04-12	ClipOn High 9105	9115	x		x	Does not cover the rear lights
A3 Sportback	5-dr Hatchback, 04-12	RaceWay 991/992		x	x	x	Lightboard 976 recommended
A4	4-dr Sedan, 05-15	RaceWay 991		x		x	Lightboard 976 recommended
A4 Allroad	5-dr Estate, 08-15	BackPac 973	973-17	x	973-23	x	Does not cover the rear lights
A4 Allroad	5-dr Estate, 08-15	ClipOn 9103		x	x	Lock 538	Lightboard 976 recommended
A4 Allroad	5-dr Estate, 08-15	ClipOn High 9105		x		x	Does not cover the rear lights
A4 Allroad	5-dr Estate, 08-15	RaceWay 991/992		x	x	x	Lightboard 976 recommended
A4 Avant	5-dr Estate, 96-01	BackPac 973	973-16	x	973-23	x	Does not cover the rear lights
A4 Avant	5-dr Estate, 96-01	ClipOn 9103		x	x	Lock 538	Lightboard 976 recommended
A4 Avant	5-dr Estate, 02-04	BackPac 973	973-15	x	973-23	x	Does not cover the rear lights
A4 Avant	5-dr Estate, 02-04	ClipOn 9103		x	x	Lock 538	Lightboard 976 recommended
A4 Avant	5-dr Estate, 02-04	ClipOn High 9105		x		x	Does not cover the rear lights
A4 Avant	5-dr Estate, 05-07	BackPac 973	973-17	x	973-23	x	Does not cover the rear lights
A4 Avant	5-dr Estate, 05-07	ClipOn 9103		x	x	Lock 538	Lightboard 976 recommended
A4 Avant	5-dr Estate, 05-07	ClipOn High 9105		x		x	Does not cover the rear lights
A4 Avant	5-dr Estate, 08-15	BackPac 973	973-17	x	973-23	x	Does not cover the rear lights
A4 Avant	5-dr Estate, 08-15	ClipOn 9103		x	x	Lock 538	Lightboard 976 recommended
A4 Avant	5-dr Estate, 08-15	ClipOn High 9105		x		x	Does not cover the rear lights
A4 Avant	5-dr Estate, 08-15	RaceWay 991/992		x	x	x	Lightboard 976 recommended
A5	2-dr Coupé, 07-	RaceWay 991		x		x	Lightboard 976 recommended
A5 Sportback	5-dr Hatchback, 09-16	RaceWay 991		x		x	Lightboard 976 recommended
A5	2-dr Cabriolet, 10->	RaceWay 991		x		x	Lightboard 976 recommended
A6	4-dr Sedan, 04-10	RaceWay 991		x		x	Lightboard 976 recommended
A6	4-dr Sedan, 11-18	RaceWay 991		x		x	Lightboard 976 recommended
A6 Allroad	5-dr Estate, 06-12	BackPac 973	973-17	x		x	Does not cover the rear lights
A6 Allroad	5-dr Estate, 06-12	ClipOn 9104	9115	x	x	Lock 538	Lightboard 976 recommended
A6 Allroad	5-dr Estate, 06-12	ClipOn High 9106	9115	x		x	Does not cover the rear lights
A6 Allroad	5-dr Estate, 06-12	RaceWay 991/992		x	x	x	Lightboard 976 recommended
A6 Allroad	5-dr Estate, 06-12	Outway Hanging	994001	995001		x	Lightboard 976 recommended
A6 Allroad	5-dr Estate, 06-12	Outway Platform	993001			x	Does not cover the rear lights
A6 Avant	5-dr Estate, 94-97	BackPac 973	973-17	x	973-23	x	Does not cover the rear lights
A6 Avant	5-dr Estate, 94-97	ClipOn 9104		x	x	Lock 538	Lightboard 976 recommended
A6 Avant	5-dr Estate, 94-97	ClipOn High 9106		x		x	Does not cover the rear lights
A6 Avant	5-dr Estate, 98-04	BackPac 973	973-17	x	973-23	x	Does not cover the rear lights
A6 Avant	5-dr Estate, 05-10	BackPac 973	973-17	x		x	Does not cover the rear lights
A6 Avant	5-dr Estate, 05-10	ClipOn 9104	9115	x	x	Lock 538	Lightboard 976 recommended
A6 Avant	5-dr Estate, 05-10	ClipOn High 9106	9115	x		x	Does not cover the rear lights
A6 Avant	5-dr Estate, 05-10	RaceWay 991/992		x	x	x	Lightboard 976 recommended
Q3	5-dr SUV, 19-	Outway Hanging	994001	995001		x	Lightboard 976 recommended
Q3	5-dr SUV, 19-	Outway Platform	993001			x	Does not cover the rear lights

BMW

1-Series (E87)	5-dr Hatchback, 04-11	RaceWay 991/992		x	x	x	Lightboard 976 recommended
1-Series (E81)	3-dr Hatchback, 07-11	RaceWay 991/992		x	x	x	Lightboard 976 recommended
1-Series (F20/F21)	3/5-dr Hatchback, 12-19	ClipOn 9103	9115	x	x	Lock 538	Lightboard 976 recommended
1-Series (F20/F21)	3/5-dr Hatchback, 12-19	ClipOn High 9105	9115	x		x	Does not cover the rear lights

BMW

1-Series (F20/F21)	3/5-dr Hatchback, 12-19	RaceWay 991/992		x	x	x	Lightboard 976 recommended
1-Series (F20/F21)	3/5-dr Hatchback, 12-19	Outway Hanging	994001	995001		x	Lightboard 976 recommended
1-Series (F20/F21)	3/5-dr Hatchback, 12-19	Outway Platform	993001			x	Does not cover the rear lights
1-Series (F40)	5-dr Hatchback, 20-	Outway Hanging	994001	995001		x	Lightboard 976 recommended
1-Series (F40)	5-dr Hatchback, 20-	Outway Platform	993001			x	Does not cover the rear lights
2-Series (F23)	2-dr Cabriolet, 14-20	RaceWay 991		x		x	Lightboard 976 recommended
2-Series (F22)	2-dr Coupé, 14-20	RaceWay 991		x		x	Lightboard 976 recommended
3-Series Touring (E36)	5-dr Estate, 96-99	BackPac 973	973-15	x	973-23	x	Does not cover the rear lights
3-Series Touring (E36)	5-dr Estate, 96-99	ClipOn 9103		x	x	Lock 538	Lightboard 976 recommended
3-Series Touring (E36)	5-dr Estate, 96-99	ClipOn High 9105		x		x	Does not cover the rear lights
3-Series (E90)	4-dr Sedan, 05-11	RaceWay 991		x		x	Lightboard 976 recommended
3-Series (E92)	2-dr Coupé, 06-12	RaceWay 991		x		x	Lightboard 976 recommended
3-Series (F30)	4-dr Sedan, 12-18	RaceWay 991		x		x	Lightboard 976 recommended
3-Series (G20)	4-dr Sedan, 18->	RaceWay 991		x		x	Lightboard 976 recommended
4-Series (F32)	2-dr Coupé, 14->	RaceWay 991		x		x	Lightboard 976 recommended
5-Series Touring (E39)	5-dr Estate, 97-00	BackPac 973	973-17	x	973-23	x	Does not cover the rear lights
5-Series Touring (E39)	5-dr Estate, 97-00	ClipOn 9104		x	x	Lock 538	Lightboard 976 recommended
5-Series Touring (E39)	5-dr Estate, 97-00	ClipOn High 9106		x		x	Does not cover the rear lights
5-Series Touring (E39)	5-dr Estate, 01-03	BackPac 973	973-17	x	973-23	x	Does not cover the rear lights
5-Series (E60)	4-dr Sedan, 04-10	RaceWay 991		x		x	Lightboard 976 recommended
5-Series (F10)	4-dr Sedan, 10-17	RaceWay 991/992		x	x	x	Lightboard 976 recommended
5-Series (G30)	4-dr Sedan, 17-	RaceWay 991		x		x	Lightboard 976 recommended
6-Series (E63)	2-dr Coupé, 04-10	RaceWay 991		x		x	Lightboard 976 recommended
X1 (E84)	5-dr SUV, 10-15	RaceWay 991/992		x	x	x	Lightboard 976 recommended
X3	5-dr SUV, 10-17	BackPac 973	973-17	x	973-23	x	Does not cover the rear lights
X4 (F26)	5-dr SUV, 15-18	RaceWay 991		x		x	Lightboard 976 recommended
X6 (E71)	5-dr SUV, 08-14	RaceWay 991/992		x	x	x	Lightboard 976 recommended

CADILLAC

STS	4-dr Sedan, 05-11	RaceWay 991		x		x	Lightboard 976 recommended
-----	-------------------	-------------	--	---	--	---	----------------------------

CHEVROLET

Aveo	5-dr Hatchback, 03-11	RaceWay 991/992		x	x	x	Lightboard 976 recommended
Cruze	4-dr Sedan, 08-15	RaceWay 991/992		x	x	x	Lightboard 976 recommended
Cruze	5-dr Hatchback, 11-15	RaceWay 991/992		x	x	x	Lightboard 976 recommended
Epica	4-dr Sedan, 06-15	RaceWay 991		x		x	Lightboard 976 recommended
Kalos	5-dr Hatchback, 04-11	ClipOn 9103		x	x	Lock 538	Lightboard 976 recommended
Kalos	5-dr Hatchback, 04-11	ClipOn High 9105		x		x	Does not cover the rear lights
Lacetti	5-dr Estate, 04-11	BackPac 973	973-15	x	973-23	x	Does not cover the rear lights
Lacetti	5-dr Estate, 04-11	ClipOn 9104		x	x	Lock 538	Lightboard 976 recommended
Lacetti	5-dr Estate, 04-11	ClipOn High 9106		x		x	Does not cover the rear lights
Lacetti	5-dr Estate, 04-11	RaceWay 991/992		x	x	x	Lightboard 976 recommended
Malibu	4-dr Sedan, 13->	RaceWay 991		x		x	Lightboard 976 recommended
Malibu	4-dr Sedan, 08-12	RaceWay 991/992		x	x	x	Lightboard 976 recommended
Matiz	5-dr Hatchback, 00-04	ClipOn 9103		x	x	Lock 538	Lightboard 976 recommended
Matiz	5-dr Hatchback, 00-04	ClipOn High 9105		x		x	Does not cover the rear lights
Matiz	5-dr Hatchback, 05-09	ClipOn 9103		x	x	Lock 538	Lightboard 976 recommended
Matiz	5-dr Hatchback, 05-09	ClipOn High 9105		x		x	Does not cover the rear lights
Nubira	5-dr Estate, 04-11	BackPac 973	973-15	x	973-23	x	Does not cover the rear lights
Nubira	5-dr Estate, 04-11	ClipOn 9104		x	x	Lock 538	Lightboard 976 recommended
Nubira	5-dr Estate, 04-11	ClipOn High 9106		x		x	Does not cover the rear lights
Nubira	5-dr Estate, 04-11	RaceWay 991/992		x	x	x	Lightboard 976 recommended
Orlando	5-dr MPV, 11->	BackPac 973	973-16	x	973-23	x	Does not cover the rear lights
Orlando	5-dr MPV, 11->	ClipOn 9103		x	x	Lock 538	Lightboard 976 recommended
Orlando	5-dr MPV, 11->	ClipOn High 9105		x		x	Lightboard 976 recommended
Orlando	5-dr MPV, 11->	RaceWay 991/992		x	x	x	Lightboard 976 recommended
Tacuma	5-dr Estate, 04-08	BackPac 973	973-16	x	973-23	x	Lightboard 976 recommended
Tacuma	5-dr Estate, 04-08	ClipOn 9104		x	x	Lock 538	Lightboard 976 recommended
Tacuma	5-dr Estate, 04-08	ClipOn High 9106		x		x	Lightboard 976 recommended
Trans Sport	5-dr MPV, 97-05	BackPac 973	973-16	x	973-23	x	Does not cover the rear lights
Trans Sport	5-dr MPV, 97-05	ClipOn 9104	9111	x	x	Lock 538	Lightboard 976 recommended
Trans Sport	5-dr MPV, 97-05	ClipOn High 9106	9111	x		x	Does not cover the rear lights

CHEVROLET

Uplander	5-dr VAN, 05-09	ClipOn 9104	9111	x	x	Lock 538	Lightboard 976 recommended
Uplander	5-dr VAN, 05-09	ClipOn High 9106	9111	x		x	Does not cover the rear lights

CHRYSLER

Grand Voyager	5-dr MPV, 88-95	BackPac 973	973-14	x	973-23	973-24	x	Does not cover the rear lights
Grand Voyager	5-dr MPV, 96-00	BackPac 973	973-17	x	973-23		x	Does not cover the rear lights
Grand Voyager	5-dr MPV, 96-00	ClipOn 9104	9111	x	x		Lock 538	Lightboard 976 recommended
Grand Voyager	5-dr MPV, 96-00	ClipOn High 9106	9111	x			x	Does not cover the rear lights
Grand Voyager	5-dr MPV, 01-07	BackPac 973	973-16	x	973-23		x	Does not cover the rear lights
Grand Voyager	5-dr MPV, 01-07	ClipOn 9104	9111	x	x		Lock 538	Lightboard 976 recommended
Grand Voyager	5-dr MPV, 01-07	ClipOn High 9106	9111	x			x	Does not cover the rear lights
PT Cruiser	5-dr Estate, 00-10	BackPac 973	973-17	x			x	Does not cover the rear lights
Voyager	5-dr MPV, 88-95	BackPac 973	973-14	x	973-23	973-24	x	Does not cover the rear lights
Voyager	5-dr MPV, 88-95	ClipOn 9104		x	x		Lock 538	Lightboard 976 recommended
Voyager	5-dr MPV, 88-95	ClipOn High 9106		x			x	Does not cover the rear lights
Voyager	5-dr MPV, 96-00	BackPac 973	973-17	x	973-23		x	Does not cover the rear lights
Voyager	5-dr MPV, 96-00	ClipOn 9104	9111	x	x		Lock 538	Lightboard 976 recommended
Voyager	5-dr MPV, 96-00	ClipOn High 9106	9111	x			x	Does not cover the rear lights
Voyager	5-dr MPV, 01-07	BackPac 973	973-16	x	973-23		x	Does not cover the rear lights
Voyager	5-dr MPV, 01-07	ClipOn 9104	9111	x	x		Lock 538	Lightboard 976 recommended
Voyager	5-dr MPV, 01-07	ClipOn High 9106	9111	x			x	Does not cover the rear lights

CITROËN

Berlingo	5-dr MPV, 19-	RaceWay 991/992		x	x			Lightboard 976 recommended
Berlingo Multispace	5-dr MPV, 08-14	RaceWay 991/992		x	x		x	Lightboard 976 recommended
C3 (Mk I)	5-dr Hatchback, 02-09	ClipOn 9103		x	x		Lock 538	Lightboard 976 recommended
C3 (Mk I)	5-dr Hatchback, 02-09	ClipOn High 9105		x			x	Does not cover the rear lights
C3 (Mk I)	5-dr Hatchback, 02-09	RaceWay 991/992		x	x		x	Lightboard 976 recommended
C3 (Mk II)	5-dr Hatchback, 10-13	ClipOn 9103	9115	x	x		Lock 538	Lightboard 976 recommended
C3 (Mk II)	5-dr Hatchback, 10-13	RaceWay 991/992		x	x		x	Lightboard 976 recommended
C3 Picasso	5-dr MPV, 09->	BackPac 973	973-18	x	973-23		x	Lightboard 976 recommended
C3 Picasso	5-dr MPV, 09->	ClipOn 9104		x	x		Lock 538	Lightboard 976 recommended
C3 Picasso	5-dr MPV, 09->	ClipOn High 9106		x			x	Lightboard 976 recommended
C3 Picasso	5-dr MPV, 09->	RaceWay 991/992		x	x		x	Lightboard 976 recommended
C5	4-dr Sedan, 08->	RaceWay 991		x			x	Lightboard 976 recommended
Evasion	5-dr MPV, 94-02	BackPac 973	973-16	x			x	Does not cover the rear lights
Evasion	5-dr MPV, 94-02	ClipOn 9104	9111	x	x		Lock 538	Lightboard 976 recommended
Evasion	5-dr MPV, 94-02	ClipOn High 9106	9111	x			x	Does not cover the rear lights
Nemo	5-dr MPV, 08->	BackPac 973	973-18	x			x	Does not cover the rear lights
Saxo	3/5-dr Hatchback, 96-03	ClipOn 9103		x	x		Lock 538	Lightboard 976 recommended
Saxo	3/5-dr Hatchback, 96-03	ClipOn High 9105		x			x	Does not cover the rear lights
SpaceTourer	5-dr Bus, 16-	BackPac 973	973-18	x	973-23		x	Does not cover the rear lights
Xsara Picasso	5-dr MPV, 00-12	ClipOn 9104	9111	x	x		Lock 538	Lightboard 976 recommended
Xsara Picasso	5-dr MPV, 00-12	ClipOn High 9106	9111	x			x	Does not cover the rear lights

DACIA

Duster	5-dr SUV, 10-17	ClipOn 9104	9115	x	x		Lock 538	Lightboard 976 recommended
Duster	5-dr SUV, 10-17	ClipOn High 9106	9115	x			x	Lightboard 976 recommended
Duster	5-dr SUV, 10-17	RaceWay 991/992		x	x		x	Lightboard 976 recommended
Duster	5-dr SUV, 17->	BackPac 973	973-15	x			x	Does not cover the rear lights
Duster	5-dr SUV, 17->	Outway Hanging		994001	995001		x	Lightboard 976 recommended
Duster	5-dr SUV, 17->	Outway Platform		993001			x	Does not cover the rear lights
Lodgy	5-dr MPV, 12->	BackPac 973	973-18	x	973-23		x	Lightboard 976 recommended
Lodgy	5-dr MPV, 12->	RaceWay 991/992		x	x		x	Lightboard 976 recommended
Logan MCV	5-dr Estate, 13->	ClipOn 9104		x	x		Lock 538	Lightboard 976 recommended
Logan MCV	5-dr Estate, 13->	ClipOn High 9106		x			x	Lightboard 976 recommended
Logan MCV	5-dr Estate, 13->	RaceWay 991		x			x	Lightboard 976 recommended
Sandero	5-dr Hatchback, 08-12	ClipOn 9104		x	x		Lock 538	Lightboard 976 recommended
Sandero	5-dr Hatchback, 08-12	ClipOn High 9106		x			x	Lightboard 976 recommended
Sandero II	5-dr Hatchback, 13->	ClipOn 9103	9115	x	x		Lock 538	Lightboard 976 recommended
Sandero II	5-dr Hatchback, 13->	ClipOn High 9105	9115	x			x	Does not cover the rear lights
Sandero StepWay	5-dr SUV, 09-12	ClipOn 9104		x	x		Lock 538	Lightboard 976 recommended

DACIA

Sandero StepWay	5-dr SUV, 12-21	Outway Hanging	994001	995001			x	Lightboard 976 recommended
Sandero StepWay	5-dr SUV, 12-21	Outway Platform	993001				x	Does not cover the rear lights
Sandero StepWay	5-dr SUV, 09-12	ClipOn High 9106		x			x	Lightboard 976 recommended
Sandero StepWay II	5-dr SUV, 13->	ClipOn 9103	9115	x	x		Lock 538	Lightboard 976 recommended
Sandero StepWay II	5-dr SUV, 13->	ClipOn High 9105	9115	x			x	Does not cover the rear lights

DAEWOO

Matiz	5-dr Hatchback, 98-05	ClipOn 9103		x	x		Lock 538	Lightboard 976 recommended
Matiz	5-dr Hatchback, 98-05	ClipOn High 9105		x			x	Does not cover the rear lights
Nubira	5-dr Estate, 97-99	BackPac 973	973-18	x	973-23		x	Does not cover the rear lights
Nubira	5-dr Estate, 97-99	ClipOn 9103		x	x		Lock 538	Lightboard 976 recommended
Nubira	5-dr Estate, 97-99	ClipOn High 9105		x			x	Lightboard 976 recommended
Nubira	4-dr Sedan, 97-02	RaceWay 991/992		x	x		x	Lightboard 976 recommended
Rezzo	5-dr Estate, 00-08	ClipOn 9104		x	x		Lock 538	Lightboard 976 recommended
Tacuma	5-dr Estate, 00-08	ClipOn 9104		x	x		Lock 538	Lightboard 976 recommended
Tacuma	5-dr Estate, 00-08	ClipOn High 9106		x			x	Lightboard 976 recommended

DAIHATSU

Charade	3/5-dr Hatchback, 87-00	ClipOn High 9105		x			x	Does not cover the rear lights
Charade	3/5-dr Hatchback, 93-00	ClipOn 9103		x	x		Lock 538	Lightboard 976 recommended
Charade	3/5-dr Hatchback, 07-11	ClipOn 9104		x	x		Lock 538	Lightboard 976 recommended
Charade	3/5-dr Hatchback, 07-11	ClipOn High 9106		x			x	Lightboard 976 recommended
Cuore	3/5-dr Hatchback, 03-06	ClipOn 9103		x	x		Lock 538	Lightboard 976 recommended
Cuore	3/5-dr Hatchback, 03-06	ClipOn High 9105		x			x	Lightboard 976 recommended
Cuore II	3/5-dr Hatchback, 06-11	ClipOn 9104		x	x		Lock 538	Lightboard 976 recommended
Cuore II	3/5-dr Hatchback, 06-11	ClipOn High 9106		x			x	Lightboard 976 recommended
Sirion	5-dr Hatchback, 98-05	ClipOn 9104		x	x		Lock 538	Lightboard 976 recommended
Sirion	5-dr Hatchback, 98-05	ClipOn High 9106		x			x	Does not cover the rear lights
Sirion	5-dr Hatchback, 06->	ClipOn 9103		x	x		Lock 538	Lightboard 976 recommended
Sirion	5-dr Hatchback, 06->	ClipOn High 9105		x			x	Lightboard 976 recommended
Trevis	5-dr Hatchback, 04-09	ClipOn 9104		x	x		Lock 538	Lightboard 976 recommended
Trevis	5-dr Hatchback, 04-09	ClipOn High 9106		x			x	Does not cover the rear lights

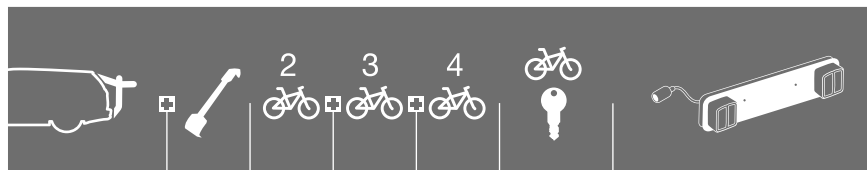
DODGE

Caravan	5-dr MPV, 88-95	ClipOn 9104		x	x		Lock 538	Lightboard 976 recommended
Caravan	5-dr MPV, 88-95	ClipOn High 9106		x			x	Does not cover the rear lights
Caravan	5-dr MPV, 96-07	ClipOn 9104	9111	x	x		Lock 538	Lightboard 976 recommended
Caravan	5-dr MPV, 96-07	ClipOn High 9106	9111	x			x	Does not cover the rear lights
Caravan	5-dr MPV, 01-07	BackPac 973	973-16	x	973-23		x	Does not cover the rear lights
Grand Caravan	5-dr MPV, 96-07	ClipOn 9104	9111	x	x		Lock 538	Lightboard 976 recommended
Grand Caravan	5-dr MPV, 96-07	ClipOn High 9106	9111	x			x	Does not cover the rear lights
Grand Caravan	5-dr MPV, 01-07	BackPac 973	973-16	x	973-23		x	Does not cover the rear lights

FIAT

500	3-dr Hatchback, 07->	ClipOn 9104		x	x		Lock 538	Lightboard 976 recommended
500	3-dr Hatchback, 07->	ClipOn High 9106		x			x	Does not cover the rear lights
500	3-dr Hatchback, 07->	RaceWay 991/992		x	x		x	Lightboard 976 recommended
Bravo	3-dr Hatchback, 96-02	ClipOn 9103		x	x		Lock 538	Lightboard 976 recommended
Bravo	3-dr Hatchback, 96-02	ClipOn High 9105		x			x	Does not cover the rear lights
Croma	5-dr Estate, 05-07	BackPac 973	973-17	x			x	Does not cover the rear lights
Croma	5-dr Estate, 05-07	ClipOn 9104		x	x		Lock 538	Lightboard 976 recommended
Croma	5-dr Estate, 05-07	ClipOn High 9106		x			x	Does not cover the rear lights
Dobló	5-dr VAN, 00-09	BackPac 973	973-18	x	973-23	973-24	x	Lightboard 976 recommended
EVO	5-dr Hatchback, 09-12	ClipOn 9103		x	x		Lock 538	Lightboard 976 recommended
EVO	5-dr Hatchback, 09-12	ClipOn High 9105		x			x	Lightboard 976 recommended
Grande Punto	3/5-dr Hatchback, 05-12	ClipOn 9103		x	x		Lock 538	Lightboard 976 recommended
Grande Punto	3/5-dr Hatchback, 05-12	ClipOn High 9105		x			x	Lightboard 976 recommended
Grande Punto	3/5-dr Hatchback, 05-12	RaceWay 991		x			x	Lightboard 976 recommended
Idea	5-dr MPV, 03-12	BackPac 973	973-15	x			x	Does not cover the rear lights
Idea	5-dr MPV, 03-12	ClipOn 9104		x	x		Lock 538	Lightboard 976 recommended
Idea	5-dr MPV, 03-12	ClipOn High 9106		x			x	Lightboard 976 recommended
Marea	5-dr Estate, 96-03	BackPac 973	973-18	x	973-23		x	Lightboard 976 recommended

FIAT

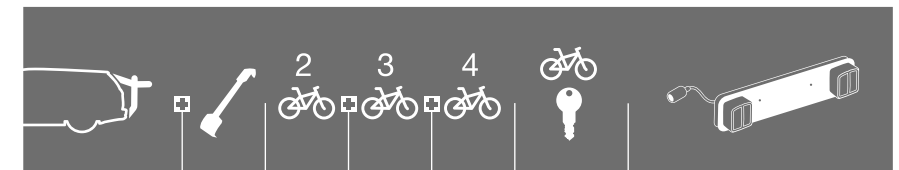


Marea	5-dr Estate, 96-03	ClipOn 9103		x	x	Lock 538	Lightboard 976 recommended
Panda	5-dr Hatchback, 03-11	BackPac 973	973-18	x	973-23	x	Lightboard 976 recommended
Panda	5-dr Hatchback, 03-11	ClipOn 9104	9110	x	x	Lock 538	Lightboard 976 recommended
Panda	5-dr Hatchback, 03-11	ClipOn High 9106	9110	x		x	Lightboard 976 recommended
Panda	5-dr Hatchback, 12->	ClipOn 9103		x	x	Lock 538	Lightboard 976 recommended
Panda	5-dr Hatchback, 12->	ClipOn High 9105		x		x	Lightboard 976 recommended
Panda	5-dr Hatchback, 12->	RaceWay 991/992		x	x	x	Lightboard 976 recommended
Panda 4x4	5-dr Hatchback, 04-11	ClipOn 9104	9110	x	x	Lock 538	Lightboard 976 recommended
Panda 4x4	5-dr Hatchback, 04-11	ClipOn High 9106	9110	x		x	Lightboard 976 recommended
Panda 4x4	5-dr Hatchback, 12->	ClipOn 9103		x	x	Lock 538	Lightboard 976 recommended
Panda 4x4	5-dr Hatchback, 12->	ClipOn High 9105		x		x	Lightboard 976 recommended
Panda 4x4	5-dr Hatchback, 12->	RaceWay 991/992		x	x	x	Lightboard 976 recommended
Panda Cross	5-dr SUV, 14->	RaceWay 991		x		x	Lightboard 976 recommended
Panda Cross	5-dr SUV, 14->	ClipOn 9103		x		Lock 538	Does not cover the rear lights
Panda Cross	5-dr SUV, 14->	ClipOn High 9105		x		x	Lightboard 976 recommended
Punto (Mk I)	3/5-dr Hatchback, 94-98	ClipOn 9103		x	x	Lock 538	Lightboard 976 recommended
Punto (Mk I)	3/5-dr Hatchback, 94-98	ClipOn High 9105		x		x	Lightboard 976 recommended
Punto (Mk II)	3/5-dr Hatchback, 99-02	ClipOn 9103		x	x	Lock 538	Lightboard 976 recommended
Punto (Mk II)	3/5-dr Hatchback, 99-02	ClipOn High 9105		x		x	Lightboard 976 recommended
Punto (Mk II)	3/5-dr Hatchback, 03-11	ClipOn 9103		x	x	Lock 538	Lightboard 976 recommended
Punto (Mk II)	3/5-dr Hatchback, 03-11	ClipOn High 9105		x		x	Lightboard 976 recommended
Punto (Mk III)	3/5-dr Hatchback, 12->	RaceWay 991		x		x	Lightboard 976 recommended
Qubo	5-dr MPV, 08->	BackPac 973	973-18	x		x	Does not cover the rear lights
Sedeci	5-dr MPV, 06-14	ClipOn 9103		x	x	Lock 538	Lightboard 976 recommended
Sedeci	5-dr MPV, 06-14	ClipOn High 9105		x		x	Does not cover the rear lights
Stilo	3/5-dr Hatchback, 02-07	ClipOn 9104		x	x	Lock 538	Lightboard 976 recommended
Stilo	3/5-dr Hatchback, 02-07	ClipOn High 9106		x		x	Lightboard 976 recommended
Tipo	5-dr Estate, 16-	Outway Hanging		994001	995001	x	Lightboard 976 recommended
Tipo	5-dr Estate, 16-	Outway Platform		993001		x	Does not cover the rear lights
Ulysse	5-dr MPV, 94-02	BackPac 973	973-16	x		x	Does not cover the rear lights
Ulysse	5-dr MPV, 94-02	ClipOn 9104	9111	x	x	Lock 538	Lightboard 976 recommended
Ulysse	5-dr MPV, 94-02	ClipOn High 9106	9111	x		x	Does not cover the rear lights
Uno	3/5-dr Hatchback, 84-98	ClipOn 9103		x	x	Lock 538	Lightboard 976 recommended
Uno	3/5-dr Hatchback, 84-98	ClipOn High 9105		x		x	Does not cover the rear lights

FORD

Aerostar	5-dr MPV, 90-97	BackPac 973	973-16	x	973-23	973-24	x	Does not cover the rear lights
B-Max	5-dr MPV, 12->	BackPac 973	973-15	x	973-23		x	Does not cover the rear lights
B-Max	5-dr MPV, 12->	ClipOn 9104		x	x		Lock 538	Lightboard 976 recommended
B-Max	5-dr MPV, 12->	ClipOn High 9106		x			x	Does not cover the rear lights
B-Max	5-dr MPV, 12->	RaceWay 991/992		x	x		x	Lightboard 976 recommended
C-Max (Mk II)	5-dr MPV, 10->	BackPac 973	973-17	x	973-23		x	Lightboard 976 recommended
C-Max (Mk II)	5-dr MPV, 10->	ClipOn 9104		x	x		Lock 538	Lightboard 976 recommended
C-Max (Mk II)	5-dr MPV, 10->	ClipOn High 9106		x			x	Lightboard 976 recommended
C-Max (Mk II)	5-dr MPV, 10->	RaceWay 991/992		x	x		x	Lightboard 976 recommended
Escape	5-dr SUV, 00-07	ClipOn 9104		x	x		Lock 538	Lightboard 976 recommended
Escort	5-dr Estate, 91-99	BackPac 973	973-14	x	973-23		x	Does not cover the rear lights
Escort	5-dr Estate, 91-99	ClipOn 9104		x	x		Lock 538	Lightboard 976 recommended
Escort	5-dr Estate, 91-99	ClipOn High 9106		x			x	Does not cover the rear lights
Explorer	5-dr SUV, 91-93	ClipOn 9104		x	x		Lock 538	Lightboard 976 recommended
Explorer	5-dr SUV, 91-93	ClipOn High 9106		x			x	Does not cover the rear lights
Fiesta	3/5-dr Hatchback, 90-01	ClipOn High 9106		x			x	Does not cover the rear lights
Fiesta	5-dr Hatchback, 02-05	ClipOn High 9105		x			x	Lightboard 976 recommended
Fiesta	3-dr Hatchback, 03-07	ClipOn High 9105		x			x	Lightboard 976 recommended
Fiesta	5-dr Hatchback, 06-08	ClipOn 9103		x	x		Lock 538	Lightboard 976 recommended
Focus	3/5-dr Hatchback, 98-04	ClipOn 9103		x	x		Lock 538	Lightboard 976 recommended
Focus	3/5-dr Hatchback, 98-04	ClipOn High 9105		x			x	Lightboard 976 recommended
Focus	5-dr Estate, 98-04	BackPac 973	973-15	x	973-23		x	Does not cover the rear lights
Focus	5-dr Estate, 98-04	ClipOn 9104		x	x		Lock 538	Lightboard 976 recommended
Focus	5-dr Estate, 98-04	ClipOn High 9106		x			x	Does not cover the rear lights
Focus	5-dr Estate, 98-04	RaceWay 991/992		x	x		x	Lightboard 976 recommended
Focus II	5-dr Estate, 05-07	BackPac 973	973-15	x	973-23		x	Lightboard 976 recommended

FORD



Focus II	5-dr Estate, 05-07	ClipOn 9104		x	x		Lock 538	Lightboard 976 recommended
Focus II	5-dr Estate, 05-07	ClipOn High 9106		x			x	Lightboard 976 recommended
Focus II	5-dr Estate, 05-07	RaceWay 991		x			x	Lightboard 976 recommended
Focus II	5-dr Estate, 08-11	BackPac 973	973-15	x	973-23		x	Lightboard 976 recommended
Focus II	5-dr Estate, 08-11	ClipOn 9104		x	x		Lock 538	Lightboard 976 recommended
Focus II	5-dr Estate, 08-11	ClipOn High 9106		x			x	Lightboard 976 recommended
Focus II	5-dr Estate, 08-11	RaceWay 991		x			x	Lightboard 976 recommended
Ford Focus	5-dr Estate, 19-	Outway Hanging		994001	995001		x	Lightboard 976 recommended
Ford Focus	5-dr Estate, 19-	Outway Platform		993001			x	Does not cover the rear lights
Ford Focus Active	5-dr Estate, 19-	Outway Hanging		994001	995001		x	Lightboard 976 recommended
Ford Focus Active	5-dr Estate, 19-	Outway Platform		993001			x	Does not cover the rear lights
Ford Focus	5-dr Hatchback, 19-	Outway Hanging		994001	995001		x	Lightboard 976 recommended
Ford Focus	5-dr Hatchback, 19-	Outway Platform		993001			x	Does not cover the rear lights
Ford Focus Active	5-dr Hatchback, 19-	Outway Hanging		994001	995001		x	Lightboard 976 recommended
Ford Focus Active	5-dr Hatchback, 19-	Outway Platform		993001			x	Does not cover the rear lights
Fusion	5-ptes Avec hayon, 06-12	ClipOn 9104		x	x		Lock 538	Lightboard 976 recommended
Fusion	5-dr Hatchback, 06-12	ClipOn High 9106		x			x	Lightboard 976 recommended
Galaxy	5-dr MPV, 95-05	BackPac 973	973-16	x	973-23		x	Does not cover the rear lights
Galaxy	5-dr MPV, 95-05	ClipOn 9104	9111	x	x		Lock 538	Lightboard 976 recommended
Galaxy	5-dr MPV, 95-05	ClipOn High 9106	9111	x			x	Does not cover the rear lights
Grand C-Max	5-dr MPV, 10->	BackPac 973	973-15	x	973-23		x	Does not cover the rear lights
Grand C-Max	5-dr MPV, 10->	ClipOn 9104	9111	x	x		Lock 538	Lightboard 976 recommended
Grand C-Max	5-dr MPV, 10->	ClipOn High 9106	9111	x			x	Lightboard 976 recommended
Grand Tourneo Connect	5-dr MPV, 14->	BackPac 973	973-18	x	973-23		x	Lightboard 976 recommended
Grand Tourneo Connect	5-dr MPV, 14->	RaceWay 991/992		x	x		x	Lightboard 976 recommended
Ka	3-dr Hatchback, 97-08	ClipOn 9103		x	x		Lock 538	Lightboard 976 recommended
Ka	3-dr Hatchback, 97-08	ClipOn High 9105		x			x	Does not cover the rear lights
Ka	3-dr Hatchback, 09-16	ClipOn 9103	9115	x	x		Lock 538	Lightboard 976 recommended
Ka	3-dr Hatchback, 09-16	RaceWay 991		x			x	Lightboard 976 recommended
Ka+	5-dr Hatchback, 16-	ClipOn 9104		x	x		Lock 538	Lightboard 976 recommended
Ka+	5-dr Hatchback, 16-	ClipOn High 9106		x			Lock 538	Lightboard 976 recommended
Ka+	5-dr Hatchback, 16-	RaceWay 991		x			x	Lightboard 976 recommended
Maverick	5-dr SUV, 01-07	BackPac 973	973-16	x	973-23		x	Does not cover the rear lights
Maverick	5-dr SUV, 01-07	ClipOn 9104		x	x		Lock 538	Lightboard 976 recommended
Maverick	5-dr SUV, 01-07	ClipOn High 9106		x			x	Does not cover the rear lights
Mondeo	5-dr Estate, 93-00	BackPac 973	973-16	x	973-23		x	Does not cover the rear lights
Mondeo	5-dr Estate, 93-03	ClipOn 9104		x	x		Lock 538	Lightboard 976 recommended
Mondeo	5-dr Estate, 93-03	ClipOn High 9106		x			x	Does not cover the rear lights
Scorpio	5-dr Estate, 85-98	ClipOn 9103		x	x		Lock 538	Lightboard 976 recommended
Scorpio	5-dr Estate, 85-98	ClipOn High 9105		x			x	Does not cover the rear lights
Scorpio	5-dr Estate, 95-98	BackPac 973	973-16	x	973-23		x	Does not cover the rear lights
Sierra	5-dr Estate, 84-94	ClipOn 9103		x	x		Lock 538	Lightboard 976 recommended
Sierra	5-dr Estate, 84-94	ClipOn High 9105		x			x	Lightboard 976 recommended
Tourneo Connect	5-dr MPV, 14->	BackPac 973	973-18	x	973-23		x	Lightboard 976 recommended
Tourneo Connect	5-dr MPV, 14->	RaceWay 991/992		x	x		x	Lightboard 976 recommended
Tourneo Courier	5-dr MPV, 13->	BackPac 973	973-18	x	973-23		x	Lightboard 976 recommended
Tourneo Courier	5-dr MPV, 13->	RaceWay 991/992		x	x		x	Lightboard 976 recommended
Tourneo Custom	5-dr Bus, 13->	RaceWay 991/992		x	x		x	Lightboard 976 recommended
Windstar	5-dr MPV, 95-97	BackPac 973	973-15	x	973-23		x	Does not cover the rear lights
Windstar	5-dr MPV, 95-97	ClipOn 9104	9111	x	x		Lock 538	Lightboard 976 recommended
Windstar	5-dr MPV, 95-97	ClipOn High 9106	9111	x			x	Does not cover the rear lights

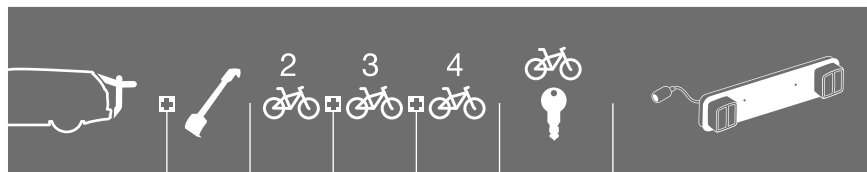
HOLDEN

Zafira Tourer	5-dr MPV, 12->	BackPac 973	973-16	x			x	Does not cover the rear lights
Zafira Tourer	5-dr MPV, 12->	ClipOn 9104		x	x		Lock 538	Lightboard 976 recommended
Zafira Tourer	5-dr MPV, 12->	ClipOn High 9106		x			x	Does not cover the rear lights

HONDA

Accord	4-dr Sedan, 08-14	RaceWay 991/992		x	x		x	Lightboard 976 recommended
Civic	5-dr Hatchback, 01-03	ClipOn 9103		x	x		Lock 538	Lightboard 976 recommended
Civic	5-dr Hatchback, 01-03	ClipOn High 9105		x			x	Does not cover the rear lights
Civic	3/5-dr Hatchback, 04-05	ClipOn 9103		x	x		Lock 538	Lightboard 976 recommended

HONDA



Civic	3/5-dr Hatchback, 04-05	ClipOn High 9105		x		x	Does not cover the rear lights
CR-Z	3-dr Hatchback, 10-16	RaceWay 991		x		x	Lightboard 976 recommended
Fit	5-dr Hatchback, 08-14	ClipOn 9103		x	x	Lock 538	Lightboard 976 recommended
Fit	5-dr Hatchback, 08-14	ClipOn High 9105		x		x	Lightboard 976 recommended
Jazz	5-dr Hatchback, 02-14	ClipOn 9103		x	x	Lock 538	Lightboard 976 recommended
Jazz	5-dr Hatchback, 02-14	ClipOn High 9105		x		x	Lightboard 976 recommended
Jazz	5-dr Hatchback, 14-20	ClipOn 9104		x	x	Lock 538	Lightboard 976 recommended
Jazz	5-dr Hatchback, 14-20	ClipOn High 9106		x		x	Lightboard 976 recommended
Logo	3/5-dr Hatchback, 95-02	ClipOn 9103		x	x	Lock 538	Lightboard 976 recommended
Logo	3/5-dr Hatchback, 95-02	ClipOn High 9105		x		x	Does not cover the rear lights

HYUNDAI

Atos	3/5-dr Hatchback, 98-03	ClipOn 9104		x	x	Lock 538	Lightboard 976 recommended	
Atos	3/5-dr Hatchback, 98-03	ClipOn High 9106		x		x	Lightboard 976 recommended	
Atos Prime	3/5-dr Hatchback, 04-07	ClipOn 9104		x	x	Lock 538	Lightboard 976 recommended	
Atos Prime	3/5-dr Hatchback, 04-07	ClipOn High 9106		x		x	Does not cover the rear lights	
Elantra	5-dr Estate, 96-99	BackPac 973	973-14	x	973-23	x	Does not cover the rear lights	
Elantra	5-dr Estate, 96-99	ClipOn 9103		x	x	Lock 538	Lightboard 976 recommended	
Elantra	5-dr Estate, 96-99	ClipOn High 9105		x		x	Does not cover the rear lights	
Getz	3/5-dr Hatchback, 02-05	ClipOn 9103		x	x	Lock 538	Lightboard 976 recommended	
Getz	3/5-dr Hatchback, 02-05	ClipOn High 9105		x		x	Does not cover the rear lights	
Getz	3/5-dr Hatchback, 05-11	ClipOn 9103	9115	x	x	Lock 538	Lightboard 976 recommended	
Getz	3/5-dr Hatchback, 05-11	ClipOn High 9105	9115	x		x	Does not cover the rear lights	
H1	5-dr Van, 08->	BackPac 973	973-16	x	973-23	x	Does not cover the rear lights	
i10 (PA)	5-dr Hatchback, 09-13	ClipOn 9103	9115	x	x	Lock 538	Lightboard 976 recommended	
i10 (PA)	5-dr Hatchback, 09-13	ClipOn High 9105	9115	x		x	Lightboard 976 recommended	
i10 (PA)	5-dr Hatchback, 09-13	RaceWay 991/992		x	x	x	Lightboard 976 recommended	
i10 (IA/BA)	5-dr Hatchback, 14->	RaceWay 991/992		x	x	x	Lightboard 976 recommended	
i20	5-dr Hatchback, 09-15	RaceWay 991/992		x	x	x	Lightboard 976 recommended	
i20	5-dr Hatchback, 15-	Outway Hanging	994001	995001		x	Lightboard 976 recommended	
i20	5-dr Hatchback, 15-	Outway Platform	993001			x	Does not cover the rear lights	
Matrix	5-dr MPV, 01-10	BackPac 973	973-16	x	973-23	x	Lightboard 976 recommended	
Matrix	5-dr MPV, 01-10	ClipOn 9104		x	x	Lock 538	Lightboard 976 recommended	
Matrix	5-dr MPV, 01-10	ClipOn High 9106		x		x	Does not cover the rear lights	
Santa Fé	5-dr SUV, 00-03	ClipOn 9104		x	x	Lock 538	Lightboard 976 recommended	
Santa Fé	5-dr SUV, 04-05	ClipOn 9104		x	x	Lock 538	Lightboard 976 recommended	
Santa Fé	5-dr SUV, 06-09	BackPac 973	973-16	x	973-23	973-24	x	Does not cover the rear lights
Santa Fé	5-dr SUV, 06-09	ClipOn 9104		x	x	Lock 538	Lightboard 976 recommended	
Santa Fé	5-dr SUV, 06-09	ClipOn High 9106		x		x	Does not cover the rear lights	
Santa Fé	5-dr SUV, 13-18	Outway Hanging	994001	995001		x	Lightboard 976 recommended	
Santa Fé	5-dr SUV, 13-18	Outway Platform	993001			x	Does not cover the rear lights	
Starex	5-dr Van, 08->	BackPac 973	973-16	x	973-23	x	Does not cover the rear lights	
Terracan	5-dr SUV, 01-03	ClipOn 9104		x	x	Lock 538	Lightboard 976 recommended	
Terracan	5-dr SUV, 01-03	ClipOn High 9106		x		x	Does not cover the rear lights	
Trajet	5-dr MPV, 00-08	BackPac 973	973-18	x	973-23	973-24	x	Does not cover the rear lights
Tucson	5-dr SUV, 04-09	ClipOn 9104		x	x	Lock 538	Lightboard 976 recommended	
Tucson	5-dr SUV, 04-09	ClipOn High 9106		x		x	Does not cover the rear lights	

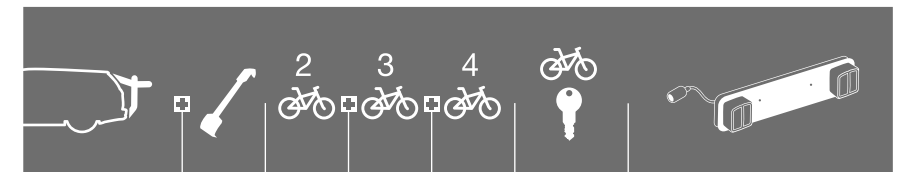
JAGUAR

XE	4-dr Sedan, 15->	RaceWay 991		x		x	Lightboard 976 recommended
XF	4-dr Sedan, 08->	RaceWay 991		x		x	Lightboard 976 recommended

JEEP

Cherokee	5-dr SUV, 98-01	BackPac 973	973-16	x	973-23	x	Does not cover the rear lights
Cherokee	5-dr SUV, 98-01	ClipOn High 9106		x		x	Does not cover the rear lights
Cherokee	5-dr SUV, 02-07	ClipOn 9104		x	x	Lock 538	Lightboard 976 recommended
Commander	5-dr SUV, 06-10	ClipOn 9104		x	x	Lock 538	Lightboard 976 recommended
Commander	5-dr SUV, 06-10	ClipOn High 9106		x		x	Does not cover the rear lights
Grand Cherokee	5-dr SUV, 93-98	BackPac 973	973-16	x	973-23	x	Does not cover the rear lights
Grand Cherokee	5-dr SUV, 99-04	BackPac 973	973-16	x	973-23	x	Does not cover the rear lights
Grand Cherokee	5-dr SUV, 99-04	ClipOn 9104		x	x	Lock 538	Lightboard 976 recommended
Grand Cherokee	5-dr SUV, 99-04	ClipOn High 9106		x		x	Does not cover the rear lights
Grand Cherokee	5-dr SUV, 05-10	BackPac 973	973-17	x	973-23	x	Does not cover the rear lights

JEEP



Grand Cherokee	5-dr SUV, 05-10	ClipOn 9104		x	x	Lock 538	Lightboard 976 recommended
Grand Cherokee	5-dr SUV, 05-10	ClipOn High 9106		x		x	Does not cover the rear lights
Patriot	5-dr SUV, 06-17	RaceWay 991		x		x	Lightboard 976 recommended

KIA

Carens	5-dr MPV, 02-06	BackPac 973	973-16	x	973-23	x	Does not cover the rear lights
Carens	5-dr MPV, 02-06	ClipOn 9104		x	x	Lock 538	Lightboard 976 recommended
Carens	5-dr MPV, 02-06	ClipOn High 9106		x		x	Does not cover the rear lights
Carens	5-dr MPV, 07-12	BackPac 973	973-15	x	973-23	x	Does not cover the rear lights
Carens	5-dr MPV, 07-12	ClipOn 9104	9115	x	x	Lock 538	Lightboard 976 recommended
Carens	5-dr MPV, 07-12	ClipOn High 9106	9115	x		x	Does not cover the rear lights
Carnival I	5-dr MPV, 98-01	BackPac 973	973-17	x	973-23	x	Does not cover the rear lights
Carnival I	5-dr MPV, 98-01	ClipOn 9104	9111	x	x	Lock 538	Lightboard 976 recommended
Carnival I	5-dr MPV, 98-05	ClipOn High 9106	9111	x		x	Does not cover the rear lights
Carnival I	5-dr MPV, 02-05	BackPac 973	973-16	x	973-23	x	Does not cover the rear lights
Carnival II	5-dr MPV, 06-14	BackPac 973	973-15	x	973-23	x	Does not cover the rear lights
Carnival II	5-dr MPV, 06-14	ClipOn 9104	9111	x	x	Lock 538	Lightboard 976 recommended
Carnival II	5-dr MPV, 06-14	ClipOn High 9106	9111	x		x	Does not cover the rear lights
Cee'd	5-dr Hatchback, 07-11	ClipOn 9103	9115	x	x	Lock 538	Lightboard 976 recommended
Cee'd	5-dr Hatchback, 07-11	ClipOn High 9105	9115	x		x	Does not cover the rear lights
Cee'd	5-dr Estate, 07-12	RaceWay 991/992		x	x	x	Lightboard 976 recommended
Cerato	5-dr Hatchback, 04-09	ClipOn 9103		x	x	Lock 538	Lightboard 976 recommended
Cerato	5-dr Hatchback, 04-09	ClipOn High 9105		x		x	Does not cover the rear lights
Niro	5-dr SUV, 16->	Outway Hanging	994001	995001		x	Lightboard 976 recommended
Niro	5-dr SUV, 16->	Outway Platform	993001			x	Does not cover the rear lights
Picanto	5-dr Hatchback, 04-10	ClipOn 9103		x	x	Lock 538	Lightboard 976 recommended
Picanto	5-dr Hatchback, 04-10	ClipOn High 9105		x		x	Does not cover the rear lights
Picanto	5-dr Hatchback, 04-10	RaceWay 991		x		x	Lightboard 976 recommended
Picanto	5-dr Hatchback, 11-17	RaceWay 991		x		x	Lightboard 976 recommended
Picanto	5-dr Hatchback, 17->	RaceWay 991		x		x	Lightboard 976 recommended
Pregio	5-dr Van, 01-04	BackPac 973	973-18	x	973-23	x	Does not cover the rear lights
Pride	3/5-dr Hatchback, 95-00	BackPac 973	973-15	x	973-23	x	Does not cover the rear lights
Pride	3/5-dr Hatchback, 95-00	ClipOn 9103		x	x	Lock 538	Lightboard 976 recommended
Pride	3/5-dr Hatchback, 95-00	ClipOn High 9105		x		x	Does not cover the rear lights
Rio (Mk I)	5-dr Hatchback, 00-04	ClipOn 9104		x	x	Lock 538	Lightboard 976 recommended
Rio (Mk I)	5-dr Estate, 02-04	ClipOn 9103		x	x	Lock 538	Lightboard 976 recommended
Rio (Mk I)	5-dr Estate, 02-04	ClipOn High 9105		x		x	Does not cover the rear lights
Rio (Mk II)	5-dr Hatchback, 05-11	ClipOn 9103		x	x	Lock 538	Lightboard 976 recommended
Rio (Mk II)	5-dr Hatchback, 05-11	ClipOn High 9105		x		x	Does not cover the rear lights
Rio (Mk III)	3/5-dr Hatchback 12-17	ClipOn 9103	9115	x	x	Lock 538	Lightboard 976 recommended
Rio (Mk III)	3/5-dr Hatchback 12-17	ClipOn High 9105	9115	x		x	Does not cover the rear lights
Rio (Mk III)	3/5-dr Hatchback 12-17	RaceWay 991/992		x	x	x	Lightboard 976 recommended
Rio (Mk IV)	5-dr Hatchback 17->	RaceWay 991		x		x	Lightboard 976 recommended
Rio (Mk IV)	5-dr Hatchback 17->	ClipOn 9103		x		Lock 538	Lightboard 976 recommended
Rio (Mk IV)	5-dr Hatchback 17->	ClipOn High 9103		x		x	Lightboard 976 recommended
Sorento	5-dr SUV, 02-08	BackPac 973	973-17	x	973-23	x	Does not cover the rear lights
Sorento	5-dr SUV, 02-08	ClipOn 9104		x	x	Lock 538	Lightboard 976 recommended
Sorento	5-dr SUV, 02-08	ClipOn High 9106		x		x	Does not cover the rear lights
Sportage (Mk I)	5-dr SUV, 94-03	ClipOn 9104		x	x	Lock 538	Lightboard 976 recommended
Sportage (Mk I)	5-dr SUV, 94-03	ClipOn High 9106		x		x	Does not cover the rear lights
Sportage (Mk II)	5-dr SUV, 04-10	ClipOn 9104	9115	x	x	Lock 538	Lightboard 976 recommended
Sportage (Mk II)	5-dr SUV, 04-10	ClipOn High 9106	9115	x		x	Does not cover the rear lights
Sportage (Mk II)	5-dr SUV, 04-10	RaceWay 991/992		x	x	x	Lightboard 976 recommended
Sportage (Mk III)	5-dr SUV, 10-16	ClipOn 9104		x	x	Lock 538	Lightboard 976 recommended
Sportage (Mk III)	5-dr SUV, 10-16	ClipOn High 9106		x		x	Does not cover the rear lights
Soul (Mk II)	5-dr Hatchback, 14-18	BackPac 973	973-18	x	973-23	x	Lightboard 976 recommended
Soul EV	5-dr Hatchback, 14-18	BackPac 973	973-18	x	973-23	x	Lightboard 976 recommended
Venga	5-dr Hatchback, 10->	ClipOn 9104		x	x	Lock 538	Lightboard 976 recommended
Venga	5-dr Hatchback, 10->	ClipOn High 9106		x		x	Does not cover the rear lights
Venga	5-dr Hatchback, 10->	RaceWay 991/992		x	x	x	Lightboard 976 recommended
Xceed	5-dr SUV, 20-	Outway Hanging	994001	995001		x	Lightboard 976 recommended
Xceed	5-dr SUV, 20-	Outway Platform	993001			x	Does not cover the rear lights

LANCIA

Ypsilon	3-dr Hatchback, 96-02	ClipOn 9103		x	x	Lock 538	Lightboard 976 recommended
Ypsilon	3-dr Hatchback, 96-02	ClipOn High 9105		x		x	Does not cover the rear lights
Zeta	5-dr MPV, 94-02	BackPac 973	973-16	x		x	Does not cover the rear lights
Zeta	5-dr MPV, 94-02	ClipOn 9104	9111	x	x	Lock 538	Lightboard 976 recommended
Zeta	5-dr MPV, 94-02	ClipOn High 9106	9111	x		x	Does not cover the rear lights

LAND ROVER

Freelander 2	5-dr SUV, 07-14	ClipOn 9104		x	x	Lock 538	Lightboard 976 recommended
Freelander 2	5-dr SUV, 07-14	RaceWay 991/992		x	x	x	Lightboard 976 recommended

LEXUS

GS-Series	4-dr Sedan, 12->	RaceWay 991		x		x	Lightboard 976 recommended
IS-Series (Mk III)	4-dr Sedan, 13-17	RaceWay 991		x		x	Lightboard 976 recommended
GS 300	4-dr Sedan, 01-04	RaceWay 991		x		x	Lightboard 976 recommended
RX 300	5-dr SUV, 98-03	ClipOn 9104		x	x	Lock 538	Lightboard 976 recommended
RX 300	5-dr SUV, 98-03	ClipOn High 9106		x		x	Does not cover the rear lights

MAZDA

2	5-dr Hatchback, 02-07	ClipOn 9104		x	x	Lock 538	Lightboard 976 recommended
2	5-dr Hatchback, 02-07	ClipOn High 9106		x		x	Does not cover the rear lights
2	5-dr Hatchback, 07-14	ClipOn 9104		x		Lock 538	Lightboard 976 recommended
2	5-dr Hatchback, 07-14	RaceWay 991/992		x	x	x	Lightboard 976 recommended
3	5-dr Hatchback, 04-08	ClipOn 9104		x	x	Lock 538	Lightboard 976 recommended
3	5-dr Hatchback, 04-08	RaceWay 991/992		x	x	x	Lightboard 976 recommended
3	4-dr Sedan, 14-18	RaceWay 991		x		x	Lightboard 976 recommended
5	5-dr MPV, 11-16	BackPac 973	973-15	x	973-23	x	Does not cover the rear lights
5	5-dr MPV, 11-16	ClipOn 9104		x	x	Lock 538	Lightboard 976 recommended
5	5-dr MPV, 11-16	ClipOn High 9106		x		x	Does not cover the rear lights
6 (Mk I)	5-dr Estate, 02-07	BackPac 973	973-17	x	973-23	x	Does not cover the rear lights
6 (Mk I)	5-dr Estate, 02-07	ClipOn 9104		x	x	Lock 538	Lightboard 976 recommended
6 (Mk I)	5-dr Estate, 02-07	ClipOn High 9106		x		x	Does not cover the rear lights
6 (Mk I)	5-dr Estate, 02-07	RaceWay 991/992		x	x	x	Lightboard 976 recommended
6 (Mk II)	5-dr Hatchback 08-12	RaceWay 991		x		x	Lightboard 976 recommended
6 (Mk II)	4-dr Sedan, 08-12	RaceWay 991		x		x	Lightboard 976 recommended
6 (Mk III)	4-dr Sedan, 13->	RaceWay 991		x		x	Lightboard 976 recommended
121	3/5-dr Hatchback, 96-03	ClipOn High 9105		x		x	Does not cover the rear lights
323 F	5-dr Hatchback, 98-00	ClipOn 9103		x	x	Lock 538	Lightboard 976 recommended
323 F	5-dr Hatchback, 98-00	ClipOn High 9105		x		x	Does not cover the rear lights
CX-7	5-dr SUV, 07-09	BackPac 973	973-17	x	973-23	x	Does not cover the rear lights
Demio	5-dr MPV, 96-02	BackPac 973	973-15	x	973-23	x	Does not cover the rear lights
Demio	5-dr MPV, 96-02	ClipOn 9104		x	x	Lock 538	Lightboard 976 recommended
Demio	5-dr MPV, 96-02	ClipOn High 9106		x		x	Does not cover the rear lights
MPV	5-dr MPV, 99-06	BackPac 973	973-15	x	973-23 973-24	x	Does not cover the rear lights
MPV	5-dr MPV, 99-06	ClipOn 9104	9111	x	x	Lock 538	Lightboard 976 recommended
MPV	5-dr MPV, 99-06	ClipOn High 9106	9111	x		x	Does not cover the rear lights
MPV	5-dr MPV, 99-06	RaceWay 991		x		x	Lightboard 976 recommended
Premacy	5-dr MPV, 99-04	ClipOn 9104		x	x	Lock 538	Lightboard 976 recommended
Premacy	5-dr MPV, 99-04	ClipOn High 9106		x		x	Lightboard 976 recommended
Tribute	5-dr SUV, 00-06	BackPac 973	973-16	x	973-23 973-24	x	Lightboard 976 recommended
Tribute	5-dr SUV, 00-06	ClipOn 9104		x	x	Lock 538	Lightboard 976 recommended
Tribute	5-dr SUV, 00-06	ClipOn High 9106		x		x	Does not cover the rear lights

MERCEDES BENZ

A-Class (W169)	3/5-dr Hatchback, 04-12	BackPac 973	973-18	x	973-23	x	Does not cover the rear lights
A-Class (W169)	3/5-dr Hatchback, 04-12	ClipOn 9104		x	x	Lock 538	Lightboard 976 recommended
A-Class (W169)	3/5-dr Hatchback, 04-12	ClipOn High 9106		x		x	Does not cover the rear lights
A-Class (W169)	3/5-dr Hatchback, 04-12	RaceWay 991/992		x	x	x	Lightboard 976 recommended
A-Class (W177)	5-dr Hatchback, 18-	Outway Hanging	994001 995001			x	Lightboard 976 recommended
A-Class (W177)	5-dr Hatchback, 18-	Outway Platform	993001			x	Does not cover the rear lights
B-Class (W245)	5-dr Hatchback, 05-11	BackPac 973	973-15	x	973-23	x	Does not cover the rear lights
B-Class (W245)	5-dr Hatchback, 05-11	ClipOn 9104		x	x	Lock 538	Lightboard 976 recommended
B-Class (W245)	5-dr Hatchback, 05-11	ClipOn High 9106		x		x	Does not cover the rear lights

MERCEDES BENZ

B-Class (W245)	5-dr Hatchback, 05-11	RaceWay 991/992		x	x	x	Lightboard 976 recommended
C-Class (W202)	5-dr Estate, 93-99	ClipOn 9103		x	x	Lock 538	Lightboard 976 recommended
C-Class (W202)	5-dr Estate, 93-99	ClipOn High 9105		x		x	Does not cover the rear lights
C-Class (W204)	5-dr Estate, 07-14	BackPac 973	973-15	x	973-23	x	Does not cover the rear lights
C-Class (W204)	5-dr Estate, 07-14	ClipOn 9103		x	x	Lock 538	Lightboard 976 recommended
C-Class (W204)	5-dr Estate, 07-14	ClipOn High 9105		x		x	Does not cover the rear lights
C-Class (W204)	5-dr Estate, 07-14	RaceWay 991/992		x	x	x	Lightboard 976 recommended
C-Class (S205)	5-dr Estate, 15	Outway Hanging	994001 995001			x	Lightboard 976 recommended
C-Class (S205)	5-dr Estate, 15	Outway Platform	993001			x	Does not cover the rear lights
C-Class (W204)	4-dr Sedan, 07-14	RaceWay 991/992		x	x	x	Lightboard 976 recommended
C-Class (W205)	4-dr Sedan, 14->	RaceWay 991/992		x	x	x	Lightboard 976 recommended
CLK-Class (A209)	2-dr Cabriolet, 03-09	RaceWay 991		x		x	Lightboard 976 recommended
E-Class (W212)	4-dr Sedan, 09-16	RaceWay 991/992		x	x	x	Lightboard 976 recommended
E-Class (S213)	5-dr Estate, 16-	Outway Hanging	994001 995001			x	Lightboard 976 recommended
E-Class (S213)	5-dr Estate, 16-	Outway Platform	993001			x	Does not cover the rear lights
M-Class (W163)	5-dr SUV, 98-01	BackPac 973	973-16	x	973-23 973-24	x	Does not cover the rear lights
M-Class (W164)	5-dr SUV, 05-11	BackPac 973	973-15	x	973-23	x	Does not cover the rear lights
M-Class (W164)	5-dr SUV, 05-11	ClipOn 9104		x	x	Lock 538	Lightboard 976 recommended
M-Class (W164)	5-dr SUV, 05-11	ClipOn High 9106		x		x	Does not cover the rear lights
M-Class (W164)	5-dr SUV, 05-11	RaceWay 991/992		x	x	x	Lightboard 976 recommended
R-Class (W251)	5-dr Estate, 06-13	BackPac 973	973-19	x	973-23	x	Does not cover the rear lights
R-Class (W251)	5-dr Estate, 06-13	ClipOn 9104		x	x	Lock 538	Lightboard 976 recommended
R-Class (W251)	5-dr Estate, 06-13	ClipOn High 9106		x		x	Does not cover the rear lights
SLK-Class (R172)	2-dr Cab, 11-15	RaceWay		x		x	Lightboard 976 recommended
V-Class (W638)	5-dr MPV, 97-03	BackPac 973	973-16	x	973-23	x	Does not cover the rear lights
V-Class (W447)	5-dr MPV, 15->	BackPac 973	973-18	x	973-23 973-24	x	Does not cover the rear lights
V-Class (W447)	5-dr MPV, 15->	RaceWay 991/992		x	x	x	Lightboard 976 recommended
Viano	5-dr MPV, 04-14	BackPac 973	973-18	x	973-23 973-24	x	Lightboard 976 recommended
Viano	5-dr MPV, 04-14	RaceWay 991/992		x	x	x	Lightboard 976 recommended
Vito (W638)	4/5-dr MPV, 96-03	BackPac 973	973-16	x	973-23 973-24	x	Does not cover the rear lights
Vito (W639)	4/5-dr MPV, 04-14	BackPac 973	973-16	x	973-23 973-24	x	Lightboard 976 recommended
Vito (W447)	4-dr MPV, 15->	BackPac 973	973-18	x	973-23 973-24	x	Does not cover the rear lights
Vito (W447)	4-dr MPV, 15->	RaceWay 991/992		x	x	x	Lightboard 976 recommended

MINI

Cooper	3-dr Hatchback, 01-06	RaceWay 991/992		x	x	x	Lightboard 976 recommended
Cooper	3-dr Hatchback, 07-11	Outway Hanging	994001 995001			x	Lightboard 976 recommended
Cooper	3-dr Hatchback, 07-11	Outway Platform	993001			x	Does not cover the rear lights
Countryman	5-dr Hatchback, 17-	Outway Hanging	994001 995001			x	Lightboard 976 recommended
Countryman	5-dr Hatchback, 17-	Outway Platform	993001			x	Does not cover the rear lights

MITSUBISHI

Colt	3-dr Hatchback, 92-95	ClipOn 9103		x	x	Lock 538	Lightboard 976 recommended
Colt	5-dr Hatchback, 04-12	ClipOn 9104		x	x	Lock 538	Lightboard 976 recommended
Colt	5-dr Hatchback, 04-10	BackPac 973	973-15	x		x	Lightboard 976 recommended
Colt	5-dr Hatchback, 04-12	ClipOn High 9106		x		x	Lightboard 976 recommended
Colt	3/5-dr Hatchback, 04-12	RaceWay 991		x		x	Lightboard 976 recommended
Colt	3-dr Hatchback, 05-10	ClipOn 9103		x	x	Lock 538	Lightboard 976 recommended
Colt	3-dr Hatchback, 05-10	ClipOn High 9105		x		x	Does not cover the rear lights
Colt	5-dr Hatchback, 09-12	ClipOn 9104		x	x	Lock 538	Lightboard 976 recommended
Galant	4-dr Sedan, 97-05	RaceWay 991		x		x	Lightboard 976 recommended
Galant	5-dr Estate, 97-05	BackPac 973	973-15	x	973-23	x	Does not cover the rear lights
Galant	5-dr Estate, 97-05	ClipOn 9104		x	x	Lock 538	Lightboard 976 recommended
Galant	5-dr Estate, 97-05	ClipOn High 9106		x		x	Does not cover the rear lights
Lancer Sportback	5-dr Hatchback, 08-11	RaceWay 991/992		x	x	x	Lightboard 976 recommended
Outlander (Mk III)	5-dr SUV, 13->	BackPac 973	973-17	x	973-23		Does not cover the rear lights
Space Gear	5-dr MPV, 94-07	BackPac 973	973-16	x	973-23	x	Does not cover the rear lights
Space Star	5-dr MPV, 98-05	BackPac 973	973-18	x	973-23 973-24	x	Does not cover the rear lights
Space Star	5-dr MPV, 98-05	ClipOn 9104		x	x	Lock 538	Lightboard 976 recommended
Space Star	5-dr MPV, 98-05	ClipOn High 9106		x		x	Lightboard 976 recommended
Space Wagon	5-dr MPV, 83-97	BackPac 973	973-14	x	973-23 973-24	x	Does not cover the rear lights
Space Wagon	5-dr MPV, 98-03	BackPac 973	973-16	x	973-23 973-24	x	Does not cover the rear lights

MITSUBISHI

Space Wagon	3-dr MPV, 98-03	ClipOn 9104		x	x	Lock 538	Lightboard 976 recommended
Space Wagon	3-dr MPV, 98-03	ClipOn High 9106		x		x	Does not cover the rear lights

NISSAN

Almera	5-dr Hatchback, 95-99	ClipOn 9103		x	x	Lock 538	Lightboard 976 recommended
Almera	3/5-dr Hatchback, 00-06	ClipOn 9103		x	x	Lock 538	Lightboard 976 recommended
Almera	3/5-dr Hatchback, 00-06	ClipOn High 9105		x		x	Does not cover the rear lights
Almera Tino	5-dr MPV, 99-01	ClipOn 9104		x	x	Lock 538	Lightboard 976 recommended
Almera Tino	5-dr MPV, 99-01	ClipOn High 9106		x		x	Lightboard 976 recommended
Almera Tino	5-dr MPV, 02-06	ClipOn 9104		x	x	Lock 538	Lightboard 976 recommended
Almera Tino	5-dr MPV, 02-06	ClipOn High 9106		x		x	Lightboard 976 recommended
Juke	5-dr SUV, 10-19	ClipOn 9104		x	x	Lock 538	Lightboard 976 recommended
Juke	5-dr SUV, 10-19	RaceWay 991/992		x	x	x	Lightboard 976 recommended
Micra (K11)	3/5-dr Hatchback, 93-02	ClipOn 9103		x	x	Lock 538	Lightboard 976 recommended
Micra (K11)	3/5-dr Hatchback, 93-02	ClipOn High 9105		x		x	Does not cover the rear lights
Micra (K13)	3/5-dr Hatchback, 10-14	ClipOn 9104		x	x	Lock 538	Lightboard 976 recommended
Micra (K13)	3/5-dr Hatchback, 10-14	ClipOn High 9106		x		x	Does not cover the rear lights
Micra (K13)	3/5-dr Hatchback, 10-14	RaceWay 991/992		x	x	x	Lightboard 976 recommended
Note (E11)	5-dr Hatchback, 05-13	ClipOn 9103		x	x	Lock 538	Lightboard 976 recommended
Note (E11)	5-dr Hatchback, 05-13	ClipOn High 9105		x		x	Lightboard 976 recommended
Note (E11)	5-dr Hatchback, 05-13	RaceWay 991/992		x	x	x	Lightboard 976 recommended
Pathfinder (R51)	5-dr SUV, 05-12	BackPac 973	973-18	x	973-23	x	Does not cover the rear lights
Pathfinder (R51)	5-dr SUV, 05-12	ClipOn 9104		x	x	Lock 538	Lightboard 976 recommended
Pathfinder (R51)	5-dr SUV, 05-12	ClipOn High 9106		x		x	Does not cover the rear lights
Primastar	5-dr VAN, 02-14	BackPac 973	973-18	x	973-23	x	Lightboard 976 recommended
Primera (W11)	5-dr Estate, 97-01	BackPac 973	973-16	x	973-23	x	Does not cover the rear lights
Primera (W11)	5-dr Estate, 97-01	ClipOn 9104		x	x	Lock 538	Lightboard 976 recommended
Primera (W11)	5-dr Estate, 97-01	ClipOn High 9106		x		x	Does not cover the rear lights
Primera (W12)	5-dr Estate, 02-07	BackPac 973	973-17	x	973-23	x	Does not cover the rear lights
Primera (W12)	5-dr Estate, 02-07	ClipOn 9104		x	x	Lock 538	Lightboard 976 recommended
Primera (W12)	5-dr Estate, 02-07	ClipOn High 9106		x		x	Does not cover the rear lights
Primera (W12)	5-dr Estate, 02-07	RaceWay 991/992		x	x	x	Lightboard 976 recommended
Qashqai	5-dr SUV, 07-13	BackPac 973	973-15	x	973-23	x	Does not cover the rear lights
Qashqai	5-dr SUV, 07-13	RaceWay 991		x		x	Lightboard 976 recommended
Qashqai	5-dr SUV, 14->	Outway Hanging	994001	995001		x	Lightboard 976 recommended
Qashqai	5-dr SUV, 14->	Outway Platform	993001			x	Does not cover the rear lights
Qashqai +2	5-dr SUV, 08-14	BackPac 973	973-15	x	973-23	x	Does not cover the rear lights
Qashqai +2	5-dr SUV, 08-14	RaceWay 991		x		x	Lightboard 976 recommended
Serena	4-dr MPV, 92-00	BackPac 973	973-15	x	973-23	x	Lightboard 976 recommended
Serena	4-dr MPV, 92-00	ClipOn 9104	9111	x	x	Lock 538	Lightboard 976 recommended
Serena	5-dr MPV, 10->	BackPac 973	973-18	x	973-23	x	Lightboard 976 recommended
Sunny	3/5-dr Hatchback, 86-90	ClipOn 9103		x	x	Lock 538	Lightboard 976 recommended
Sunny	3/5-dr Hatchback, 86-90	ClipOn High 9105		x		x	Does not cover the rear lights
Sunny	3/5-dr Hatchback, 95-99	ClipOn 9103	9111	x	x	Lock 538	Lightboard 976 recommended
Sunny	3/5-dr Hatchback, 95-99	ClipOn High 9105	9111	x		x	Does not cover the rear lights
Terrano (WD21)	3/5-dr SUV, 88-96	BackPac 973	973-16	x	973-23	x	Does not cover the rear lights
Terrano (WD21)	3/5-dr SUV, 88-96	ClipOn 9104		x	x	Lock 538	Lightboard 976 recommended
X-Trail	5-dr SUV, 01-03	ClipOn 9104		x	x	Lock 538	Lightboard 976 recommended
X-Trail	5-dr SUV, 01-03	ClipOn High 9106		x		x	Lightboard 976 recommended
X-Trail	5-dr SUV, 04-06	ClipOn 9104		x	x	Lock 538	Lightboard 976 recommended
X-Trail	5-dr SUV, 04-06	ClipOn High 9106		x		x	Lightboard 976 recommended

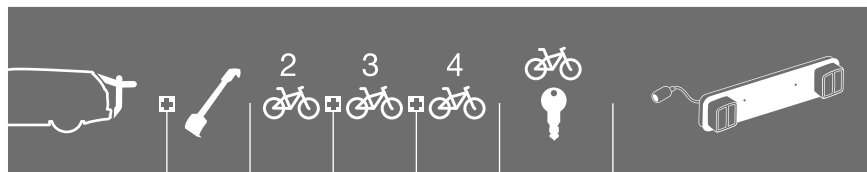
OPEL

Adam	3-dr Hatchback, 13->	RaceWay 991		x		x	Lightboard 976 recommended
Agila	5-dr MPV, 00-07	BackPac 973	973-18	x	973-23	x	Lightboard 976 recommended
Agila	5-dr MPV, 00-07	ClipOn 9104		x	x	Lock 538	Lightboard 976 recommended
Agila	5-dr MPV, 00-07	ClipOn High 9106		x		x	Does not cover the rear lights
Astra	3/5-dr Hatchback, 92-97	ClipOn 9104		x	x	Lock 538	Lightboard 976 recommended
Astra	3/5-dr Hatchback, 92-97	ClipOn High 9106		x		x	Does not cover the rear lights
Astra	5-dr Estate, 92-97	BackPac 973	973-19	x	973-23	x	Does not cover the rear lights
Astra	5-dr Estate, 92-97	ClipOn 9104		x	x	Lock 538	Lightboard 976 recommended
Astra	5-dr Estate, 92-97	ClipOn High 9106		x		x	Does not cover the rear lights

OPEL

Astra	5-dr Estate, 02-03	BackPac 973	973-19	x	973-23	x	Does not cover the rear lights
Astra (H)	5-dr Hatchback, 04-09	ClipOn 9103	9115	x	x	Lock 538	Lightboard 976 recommended
Astra (H)	5-dr Hatchback, 04-09	ClipOn High 9105	9115	x		x	Does not cover the rear lights
Astra (H)	5-dr Hatchback, 04-09	RaceWay 991/992		x	x	x	Lightboard 976 recommended
Astra	5-dr Estate, 04-09	BackPac 973	973-15	x	973-23	x	Does not cover the rear lights
Astra	5-dr Estate, 04-09	ClipOn 9104		x	x	Lock 538	Lightboard 976 recommended
Astra	5-dr Estate, 04-09	ClipOn High 9106		x		x	Does not cover the rear lights
Astra	5-dr Estate, 04-09	RaceWay 991/992		x	x	x	Lightboard 976 recommended
Astra GTC	3-dr Hatchback, 12-15	RaceWay 991/992		x	x	x	Lightboard 976 recommended
Astra SportsTourer	5-dr Estate, 10-15	BackPac 973	973-15	x		x	Does not cover the rear lights
Astra SportsTourer	5-dr Estate, 10-15	RaceWay 991/992		x	x	x	Lightboard 976 recommended
Astra Sports Tourer	5-dr Estate, 16-	Outway Hanging	994001	995001		x	Lightboard 976 recommended
Astra Sports Tourer	5-dr Estate, 16-	Outway Platform	993001			x	Does not cover the rear lights
Combo	4-dr MPV, 19-	RaceWay 991/992		x	x	x	Lightboard 976 recommended
Combo Life	5-dr MPV, 19-	RaceWay 991/992		x	x	x	Lightboard 976 recommended
Corsa (B)	3/5-dr Hatchback, 93-00	ClipOn 9103		x	x	Lock 538	Lightboard 976 recommended
Corsa (B)	3/5-dr Hatchback, 93-00	ClipOn High 9105		x		x	Does not cover the rear lights
Corsa (C)	3/5-dr Hatchback, 01-05	ClipOn 9103		x	x	Lock 538	Lightboard 976 recommended
Corsa (C)	3/5-dr Hatchback, 01-05	ClipOn High 9105		x		x	Lightboard 976 recommended
Corsa (D)	3/5-dr Hatchback, 06-14	ClipOn 9103	9115	x	x	Lock 538	Lightboard 976 recommended
Corsa (D)	3/5-dr Hatchback, 06-14	ClipOn High 9105	9115	x		x	Does not cover the rear lights
Corsa (D)	3/5-dr Hatchback, 06-14	RaceWay 991/992		x	x	x	Lightboard 976 recommended
Corsa (F)	5-dr Hatchback,	Outway Hanging	994001	995001		x	Lightboard 976 recommended
Corsa (F)	5-dr Hatchback,	Outway Platform	993001			x	Does not cover the rear lights
Insignia	5-dr Hatchback, 09-17	RaceWay 991		x		x	Lightboard 976 recommended
Insignia Grand Sport	5-dr Hatchback, 17->	RaceWay 991		x		x	Lightboard 976 recommended
Meriva	5-dr MPV, 03-06	BackPac 973	973-15	x	973-23	x	Lightboard 976 recommended
Meriva	5-dr MPV, 03-06	ClipOn 9104		x	x	Lock 538	Lightboard 976 recommended
Meriva	5-dr MPV, 03-06	ClipOn High 9106		x		x	Lightboard 976 recommended
Meriva	5-dr MPV, 03-06	RaceWay 991/992		x	x	x	Lightboard 976 recommended
Meriva	5-dr MPV, 10-17	BackPac 973	973-15	x	973-23	x	Does not cover the rear lights
Meriva	5-dr MPV, 10-17	ClipOn 9104		x	x	Lock 538	Lightboard 976 recommended
Meriva	5-dr MPV, 10-17	ClipOn High 9106		x		x	Does not cover the rear lights
Meriva	5-dr MPV, 10-17	RaceWay 991/992		x	x	x	Lightboard 976 recommended
Mokka/Mokka X	5-dr SUV, 13->	Outway Hanging	994001	995001		x	Lightboard 976 recommended
Mokka/Mokka X	5-dr SUV, 13->	Outway Platform	993001			x	Does not cover the rear lights
Omega	5-dr Estate, 94-03	BackPac 973	973-16	x	973-23	x	Does not cover the rear lights
Omega	5-dr Estate, 94-03	ClipOn 9104		x	x	Lock 538	Lightboard 976 recommended
Omega	5-dr Estate, 94-03	ClipOn High 9106		x		x	Does not cover the rear lights
Sintra	5-dr MPV, 96-99	BackPac 973	973-16	x	973-23	x	Does not cover the rear lights
Vectra	5-dr Estate, 96-02	BackPac 973	973-18	x		x	Does not cover the rear lights
Vectra	5-dr Estate, 96-02	ClipOn 9104		x	x	Lock 538	Lightboard 976 recommended
Vectra	5-dr Estate, 96-02	ClipOn High 9106		x		x	Lightboard 976 recommended
Vectra	5-dr Estate, 03-08	BackPac 973	973-16	x	973-23	x	Does not cover the rear lights
Vectra	5-dr Estate, 03-08	ClipOn 9104	9115	x	x	Lock 538	Lightboard 976 recommended
Vectra	5-dr Estate, 03-08	ClipOn High 9106	9115	x		x	Does not cover the rear lights
Vivaro	5-dr Van, 01-14	BackPac 973	973-18	x	973-23	x	Lightboard 976 recommended
Zafira	5-dr MPV, 98-04	BackPac 973	973-16	x	973-23	x	Does not cover the rear lights
Zafira	5-dr MPV, 98-04	ClipOn 9104		x	x	Lock 538	Lightboard 976 recommended
Zafira	5-dr MPV, 98-04	ClipOn High 9106		x		x	Lightboard 976 recommended
Zafira	5-dr MPV, 05-11	BackPac 973	973-16	x	973-23	x	Does not cover the rear lights
Zafira	5-dr MPV, 05-11	ClipOn 9104		x	x	Lock 538	Lightboard 976 recommended
Zafira	5-dr MPV, 05-11	ClipOn High 9106		x		x	Lightboard 976 recommended
Zafira Family	5-dr MPV, 11-14	BackPac 973	973-16	x	973-23	x	Does not cover the rear lights
Zafira Family	5-dr MPV, 11-14	ClipOn 9104		x	x	Lock 538	Lightboard 976 recommended
Zafira Family	5-dr MPV, 11-14	ClipOn High 9106		x		x	Lightboard 976 recommended
Zafira Family	5-dr MPV, 11-14	RaceWay 991/992		x	x	x	Lightboard 976 recommended
Zafira Tourer	5-dr MPV, 12->	BackPac 973	973-16	x		x	Does not cover the rear lights
Zafira Tourer	5-dr MPV, 12->	ClipOn 9104		x	x	Lock 538	Lightboard 976 recommended
Zafira Tourer	5-dr MPV, 12->	ClipOn High 9106		x		x	Does not cover the rear lights

PEUGEOT

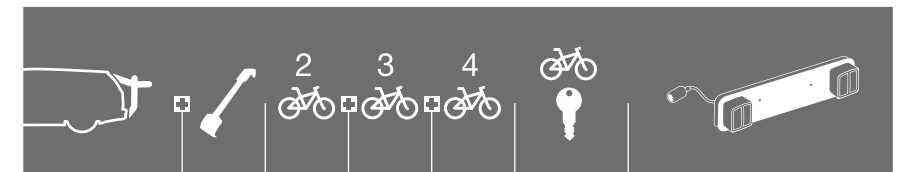


106	3/5-dr Hatchback, 92-04	ClipOn 9103		x	x	Lock 538	Lightboard 976 recommended
106	3/5-dr Hatchback, 92-04	ClipOn High 9105		x		x	Does not cover the rear lights
206	3/5-dr Hatchback, 98-08	ClipOn 9103		x	x	Lock 538	Lightboard 976 recommended
206	3/5-dr Hatchback, 98-08	ClipOn High 9105		x		x	Does not cover the rear lights
206+	3/5-dr Hatchback, 09-12	ClipOn 9103		x	x	Lock 538	Lightboard 976 recommended
206+	3/5-dr Hatchback, 09-12	ClipOn High 9105		x		x	Does not cover the rear lights
206+	3/5-dr Hatchback, 09-12	RaceWay 991		x		x	Lightboard 976 recommended
207	3/5-dr Hatchback, 06-12	ClipOn 9103	9115	x	x	Lock 538	Lightboard 976 recommended
207	3/5-dr Hatchback, 06-12	ClipOn High 9105	9115	x		x	Does not cover the rear lights
207	3/5-dr Hatchback, 06-12	RaceWay 991/992		x	x	x	Lightboard 976 recommended
207 SW	5-dr Estate, 07-13	ClipOn 9104	9115	x	x	Lock 538	Lightboard 976 recommended
207 SW	5-dr Estate, 07-13	ClipOn High 9106	9115	x		x	Does not cover the rear lights
207 SW	5-dr Estate, 07-13	RaceWay 991/992		x	x	x	Lightboard 976 recommended
208	3/5-dr Hatchback, 12-19	ClipOn 9103	9115	x	x	Lock 538	Lightboard 976 recommended
208	3/5-dr Hatchback, 12-19	RaceWay 991/992		x	x	x	Lightboard 976 recommended
307	3/5-dr Hatchback, 01-04	ClipOn 9103		x	x	Lock 538	Lightboard 976 recommended
307	3/5-dr Hatchback, 01-04	ClipOn High 9105		x		x	Does not cover the rear lights
307	3/5-dr Hatchback, 05-08	ClipOn 9103		x	x	Lock 538	Lightboard 976 recommended
307	3/5-dr Hatchback, 05-08	ClipOn High 9105		x		x	Does not cover the rear lights
307 CC	2-dr Cabriolet, 03-08	RaceWay 991		x		x	Lightboard 976 recommended
307 SW	5-dr Estate, 02-08	BackPac 973	973-15	x	973-23	x	Does not cover the rear lights
307 SW	5-dr Estate, 02-08	ClipOn 9104		x	x	Lock 538	Lightboard 976 recommended
307 SW	5-dr Estate, 02-08	ClipOn High 9106		x		x	Does not cover the rear lights
307 SW	5-dr Estate, 05-08	RaceWay 991/992		x	x	x	Lightboard 976 recommended
308	3/5dr Hatchback, 07-13	ClipOn 9103		x	x	Lock 538	Lightboard 976 recommended
308	3/5dr Hatchback, 07-13	ClipOn High 9105		x		x	Does not cover the rear lights
308 SW	5-dr Estate, 08-13	ClipOn 9104	9111	x	x	Lock 538	Lightboard 976 recommended
308 SW	5-dr Estate, 08-13	ClipOn High 9106	9111	x		x	Does not cover the rear lights
308 SW	5-dr Estate, 08-13	RaceWay 991/992		x	x	x	Lightboard 976 recommended
405	5-dr Estate, 89-97	BackPac 973	973-16	x	973-23	x	Does not cover the rear lights
406	4-dr Sedan, 96-04	RaceWay 991/992		x	x	x	Lightboard 976 recommended
407	4-dr Sedan, 04-10	RaceWay 991		x		x	Lightboard 976 recommended
407 SW	5-dr Estate, 04-10	RaceWay 991/992		c	c	c	Lightboard 976 recommended
806	5-dr MPV, 94-02	BackPac 973	973-16	x		x	Does not cover the rear lights
806	5-dr MPV, 94-02	ClipOn 9104	9111	x	x	Lock 538	Lightboard 976 recommended
806	5-dr MPV, 94-02	ClipOn High 9106	9111	x		x	Does not cover the rear lights
1007	3-dr Hatchback, 05-09	ClipOn 9103		x	x	Lock 538	Lightboard 976 recommended
1007	3-dr Hatchback, 05-09	ClipOn High 9105		x		x	Does not cover the rear lights
2008	5-dr SUV, 20-	Outway Hanging	994001	995001		x	Lightboard 976 recommended
2008	5-dr SUV, 20-	Outway Platform	993001			x	Does not cover the rear lights
3008	5-dr SUV, 09-16	ClipOn 9103	9115	x	x	Lock 538	Lightboard 976 recommended
3008	5-dr SUV, 09-16	ClipOn High 9105	9115	x		x	Does not cover the rear lights
3008	5-dr SUV, 09-16	RaceWay 991/992		x	x	x	Lightboard 976 recommended
5008	5-dr MPV, 09-17	ClipOn 9104		x	x	Lock 538	Lightboard 976 recommended
5008	5-dr MPV, 09-17	ClipOn High 9106		x		x	Lightboard 976 recommended
Bipper Tepee	5-dr MPV, 08->	BackPac 973	973-18	x		x	Does not cover the rear lights
Expert	4-dr Van, 16-	BackPac 973	973-18	x	973-23	x	Does not cover the rear lights
Partner Tepee	5-dr MPV, 08-14	RaceWay 991/992		x	x	x	Lightboard 976 recommended
Rifter	5-dr MPV, 19-	RaceWay 991/992		x	x		Lightboard 976 recommended
Traveller	5-dr BUS, 16-	BackPac 973		x	973-23	x	Does not cover the rear lights

RENAULT

Captur	5-dr SUV, 20-	Outway Hanging	994001	995001		x	Lightboard 976 recommended
Captur	5-dr SUV, 20-	Outway Platform	993001			x	Does not cover the rear lights
Clio III	3/5-dr Hatchback, 05-12	ClipOn 9103		x		Lock 538	Lightboard 976 recommended
Clio III	3/5-dr Hatchback, 05-12	ClipOn High 9105		x		x	Does not cover the rear lights
Clio III	3/5-dr Hatchback, 05-12	RaceWay 991		x		x	Lightboard 976 recommended
Clio IV	5-dr Hatchback, 13-19	Outway Hanging	994001	995001		x	Lightboard 976 recommended
Clio IV	5-dr Hatchback, 13-19	Outway Platform	993001			x	Does not cover the rear lights
Clio V	5-dr Hatchback, 19-	Outway Hanging	994001	995001		x	Lightboard 976 recommended
Clio V	5-dr Hatchback, 19-	Outway Platform	993001			x	Does not cover the rear lights
Grand Scénic II	5-dr MPV, 04-08	BackPac 973	973-15	x		x	Lightboard 976 recommended

RENAULT



Grand Scénic II	5-dr MPV, 04-08	ClipOn 9104	9115	x	x	Lock 538	Lightboard 976 recommended
Grand Scénic II	5-dr MPV, 04-08	ClipOn High 9106	9115	x		x	Lightboard 976 recommended
Grand Scénic III	5-dr MPV, 09-16	BackPac 973	973-15	x	973-23	x	Lightboard 976 recommended
Grand Scénic III	5-dr MPV, 09-16	ClipOn 9104		x	x	Lock 538	Lightboard 976 recommended
Grand Scénic III	5-dr MPV, 09-16	ClipOn High 9106		x		x	Lightboard 976 recommended
Grand Scénic III	5-dr MPV, 09-16	RaceWay 991/992		x	x	x	Lightboard 976 recommended
Kangoo	5-dr MPV, 08->	BackPac 973	973-18	x	973-23	x	Lightboard 976 recommended
Kangoo	5-dr MPV, 08->	RaceWay 991/992		x	x	x	Lightboard 976 recommended
Mégane	5-dr Estate, 99-02	ClipOn 9104		x	x	Lock 538	Lightboard 976 recommended
Mégane	5-dr Estate, 99-02	ClipOn High 9106		x		x	Does not cover the rear lights
Mégane III	5-dr Hatchback, 09-16	ClipOn 9104	9115	x	x	Lock 538	Lightboard 976 recommended
Mégane III	5-dr Hatchback, 09-16	ClipOn High 9106	9115	x		x	Does not cover the rear lights
Mégane III	5-dr Hatchback, 09-16	RaceWay 991/992		x	x	x	Lightboard 976 recommended
Sandero	5-dr Hatchback, 08-12	ClipOn 9104		x	x	Lock 538	Lightboard 976 recommended
Sandero	5-dr Hatchback, 08-12	ClipOn High 9106		x		x	Lightboard 976 recommended
Sandero II	5-dr Hatchback, 13-17	ClipOn 9103	9115	x	x	Lock 538	Lightboard 976 recommended
Sandero II	5-dr Hatchback, 13-17	ClipOn High 9105	9115	x		x	Does not cover the rear lights
Sandero StepWay	5-dr SUV, 09-12	ClipOn 9104		x	x	Lock 538	Lightboard 976 recommended
Sandero StepWay	5-dr SUV, 09-12	ClipOn High 9106		x		x	Lightboard 976 recommended
Sandero StepWay II	5-dr SUV, 13-17	ClipOn 9103	9115	x	x	Lock 538	Lightboard 976 recommended
Sandero StepWay II	5-dr SUV, 13-17	ClipOn High 9105	9115	x		x	Does not cover the rear lights
Scénic II	5-dr MPV, 03-08	BackPac 973	973-15	x		x	Lightboard 976 recommended
Scénic II	5-dr MPV, 03-08	ClipOn 9104		x	x	Lock 538	Lightboard 976 recommended
Scénic II	5-dr MPV, 03-08	ClipOn High 9106		x		x	Lightboard 976 recommended
Scénic III	5-dr MPV, 09-16	BackPac 973	973-16	x	973-23	x	Lightboard 976 recommended
Scénic III	5-dr MPV, 09-16	ClipOn 9104		x	x	Lock 538	Lightboard 976 recommended
Scénic III	5-dr MPV, 09-16	ClipOn High 9106		x		x	Lightboard 976 recommended
Scénic III	5-dr MPV, 09-16	RaceWay 991/992		x	x	x	Lightboard 976 recommended
Trafic	4-dr Van, 01-14	BackPac 973	973-18	x	973-23	x	Lightboard 976 recommended
Twingo	3-dr Hatchback, 93-07	ClipOn 9103		x	x	Lock 538	Lightboard 976 recommended
Twingo	3-dr Hatchback, 93-07	ClipOn High 9105		x		x	Does not cover the rear lights
Twingo II	3-dr Hatchback, 07-14	ClipOn 9103		x	x	Lock 538	Lightboard 976 recommended
Twingo II	3-dr Hatchback, 07-14	ClipOn High 9105		x		x	Does not cover the rear lights
Twingo II	3-dr Hatchback, 12-14	RaceWay 991/992		x	x	x	Lightboard 976 recommended
Zoe	5-dr Hatchback, 13-	Outway Hanging	994001	995001		x	Lightboard 976 recommended
Zoe	5-dr Hatchback, 13-	Outway Platform	993001			x	Does not cover the rear lights

SAAB

9-3	5-dr Hatchback, 98-02	RaceWay 991/992		x	x	x	Lightboard 976 recommended
9-3	4-dr Sedan, 03-12	RaceWay 991		x		x	Lightboard 976 recommended
9-5	4-dr Sedan, 10-12	RaceWay 991		x		x	Lightboard 976 recommended

SEAT

Alhambra	5-dr MPV, 96-00	BackPac 973	973-16	x	973-23	x	Does not cover the rear lights
Alhambra	5-dr MPV, 96-00	ClipOn 9104	9111	x	x	Lock 538	Lightboard 976 recommended
Alhambra	5-dr MPV, 96-00	ClipOn High 9106	9111	x		x	Does not cover the rear lights
Alhambra	5-dr MPV, 01-09	BackPac 973	973-16	x	973-23	x	Does not cover the rear lights
Alhambra	5-dr MPV, 01-09	ClipOn 9104	9111	x	x	Lock 538	Lightboard 976 recommended
Alhambra	5-dr MPV, 01-09	ClipOn High 9106	9111	x		x	Does not cover the rear lights
Alhambra (Mk II)	5-dr MPV, 10->	BackPac 973	973-15	x	973-23	x	Does not cover the rear lights
Alhambra (Mk II)	5-dr MPV, 10->	ClipOn 9104		x	x	Lock 538	Lightboard 976 recommended
Alhambra (Mk II)	5-dr MPV, 10->	ClipOn High 9106		x		x	Does not cover the rear lights
Alhambra (Mk II)	5-dr MPV, 10->	RaceWay 991/992		x	x	x	Lightboard 976 recommended
Altea	5-dr MPV, 04-09	BackPac 973	973-15	x	973-23	x	Does not cover the rear lights
Altea	5-dr MPV, 04-09	ClipOn 9104		x	x	Lock 538	Lightboard 976 recommended
Altea	5-dr MPV, 04-09	ClipOn High 9106		x		x	Does not cover the rear lights
Altea Freetrack	5-dr MPV, 07-15	BackPac 973	973-15	x	973-23	x	Does not cover the rear lights
Altea Freetrack	5-dr MPV, 07-15	ClipOn 9104		x	x	Lock 538	Lightboard 976 recommended
Altea Freetrack	5-dr MPV, 07-15	ClipOn High 9106		x		x	Does not cover the rear lights
Altea XL	5-dr MPV, 06-15	BackPac 973	973-15	x	973-23	x	Does not cover the rear lights
Altea XL	5-dr MPV, 06-15	ClipOn 9104		x	x	Lock 538	Lightboard 976 recommended
Altea XL	5-dr MPV, 06-15	ClipOn High 9106		x		x	Does not cover the rear lights

SEAT

Arona	5-dr SUV, 18-	Outway Hanging	994001	995001	x	Lightboard 976 recommended		
Arona	5-dr SUV, 18-	Outway Platform	993001		x	Does not cover the rear lights		
Arosa	3-dr Hatchback, 98-05	ClipOn 9103	x	x	Lock 538	Lightboard 976 recommended		
Arosa	3-dr Hatchback, 98-05	ClipOn High 9105	x		x	Does not cover the rear lights		
Ateca	5-dr SUV, 16->	BackPac 973	973-15	x		Lightboard 976 recommended		
Ateca	5-dr SUV, 16->	Outway Hanging	994001	995001	x	Lightboard 976 recommended		
Ateca	5-dr SUV, 16->	Outway Platform	993001		x	Does not cover the rear lights		
Cordoba	5-dr Estate, 98-02	BackPac 973	973-18	x	973-23	x	Does not cover the rear lights	
Cordoba	5-dr Estate, 98-02	ClipOn 9103	x	x		Lock 538	Lightboard 976 recommended	
Exeo	5-dr Estate, 09-13	BackPac 973	973-17	x	973-23	x	Does not cover the rear lights	
Exeo	5-dr Estate, 09-13	ClipOn 9103	x	x		Lock 538	Lightboard 976 recommended	
Exeo	5-dr Estate, 09-13	ClipOn High 9105	x		x	Does not cover the rear lights		
Exeo	5-dr Estate, 09-13	RaceWay 991	x		x	Lightboard 976 recommended		
Ibiza	3/5-dr Hatchback, 93-99	ClipOn 9103	x	x		Lock 538	Lightboard 976 recommended	
Ibiza	3/5-dr Hatchback, 93-99	ClipOn High 9105	x		x	Does not cover the rear lights		
Ibiza	5-dr Hatchback, 08-17	RaceWay 991/992	x	x		x	Lightboard 976 recommended	
Ibiza	5-dr Hatchback, 18-	Outway Hanging	994001	995001		x	Lightboard 976 recommended	
Ibiza	5-dr Hatchback, 18-	Outway Platform	993001		x	Does not cover the rear lights		
Ibiza ST	5-dr Estate, 10-20	BackPac 973	973-17	x		x	Lightboard 976 recommended	
Ibiza ST	5-dr Estate, 10-20	ClipOn 9104	x	x		Lock 538	Lightboard 976 recommended	
Ibiza ST	5-dr Estate, 10-20	ClipOn High 9106	x		x	Does not cover the rear lights		
Ibiza ST	5-dr Estate, 10-20	RaceWay 991/992	x	x		x	Lightboard 976 recommended	
Leon II	5-dr Hatchback, 05-12	ClipOn 9103	9115	x	x		Lock 538	Lightboard 976 recommended
Leon II	5-dr Hatchback, 05-12	ClipOn High 9105	9115	x		x	Does not cover the rear lights	
Leon II	5-dr Hatchback, 05-12	RaceWay 991/992	x	x		x	Lightboard 976 recommended	
Leon (5F)	5-dr Hatchback, 13-20	Outway Hanging	994001	995001		x	Lightboard 976 recommended	
Leon (5F)	5-dr Hatchback, 13-20	Outway Platform	993001		x	Does not cover the rear lights		
Mii	3/5-dr Hatchback, 12->	RaceWay 991/992	x	x		x	Lightboard 976 recommended	
Tarraco	5-dr SUV, 19-	ClipOn High 9106	9115	x		x	Does not cover the rear lights	
Tarraco	5-dr SUV, 19-	ClipOn 9104	9115	x	x		Lock 538	Lightboard 976 recommended
Tarraco	5-dr SUV, 19-	Outway Hanging	994001	995001		x	Lightboard 976 recommended	
Tarraco	5-dr SUV, 19-	Outway Platform	993001		x	Does not cover the rear lights		

SKODA

Citigo	3/5-dr Hatchback, 12->	RaceWay 991/992	x	x		x	Lightboard 976 recommended	
Fabia (Mk I)	5-dr Hatchback, 00-07	ClipOn 9103	x	x		Lock 538	Lightboard 976 recommended	
Fabia (Mk I)	5-dr Hatchback, 00-07	ClipOn High 9105	x		x	Does not cover the rear lights		
Fabia (Mk I)	5-dr Estate, 00-07	ClipOn 9104	x	x		Lock 538	Lightboard 976 recommended	
Fabia (Mk I)	5-dr Estate, 00-07	ClipOn High 9106	x		x	Does not cover the rear lights		
Fabia (Mk II)	5-dr Hatchback, 07-14	ClipOn 9104	x	x		Lock 538	Lightboard 976 recommended	
Fabia (Mk II)	5-dr Hatchback, 07-14	ClipOn High 9106	x		x	Does not cover the rear lights		
Fabia (Mk II)	5-dr Hatchback, 07-14	RaceWay 991/992	x	x		x	Lightboard 976 recommended	
Fabia (Mk II)	5-dr Estate, 08-14	ClipOn 9104	9115	x	x		Lock 538	Lightboard 976 recommended
Fabia (Mk II)	5-dr Estate, 08-14	ClipOn High 9106	9115	x		x	Lightboard 976 recommended	
Fabia (Mk II)	5-dr Estate, 08-14	RaceWay 991/992	x	x		x	Lightboard 976 recommended	
Fabia (NJ)	5-dr Hatchback, 15-	Outway Hanging	994001	995001		x	Lightboard 976 recommended	
Fabia (NJ)	5-dr Hatchback, 15-	Outway Platform	993001		x	Does not cover the rear lights		
Felicia	5-dr Estate, 96-01	ClipOn 9104	x	x		Lock 538	Lightboard 976 recommended	
Felicia	5-dr Estate, 96-01	ClipOn High 9106	x		x	Does not cover the rear lights		
Felicia	5-dr Hatchback, 94-01	ClipOn 9104	x	x		Lock 538	Lightboard 976 recommended	
Felicia	5-dr Hatchback, 94-01	ClipOn High 9106	x		x	Does not cover the rear lights		
Kamiq	5-dr SUV, 19-	Outway Hanging	994001	995001		x	Lightboard 976 recommended	
Kamiq	5-dr SUV, 19-	Outway Platform	993001		x	Does not cover the rear lights		
Karoq	5-dr SUV, 18-	Outway Hanging	994001	995001		x	Lightboard 976 recommended	
Karoq	5-dr SUV, 18-	Outway Platform	993001		x	Does not cover the rear lights		
Kodiaq	5-dr SUV, 17-	BackPac 973	973-16	x		x	Does not cover the rear lights	
Kodiaq	5-dr SUV, 17-	Outway Hanging	994001	995001		x	Lightboard 976 recommended	
Kodiaq	5-dr SUV, 17-	Outway Platform	993001		x	Does not cover the rear lights		
Octavia	5-dr Estate, 98-04	BackPac 973	973-15	x	973-23	x	Does not cover the rear lights	
Octavia	5-dr Estate, 98-04	ClipOn 9103	x	x		Lock 538	Lightboard 976 recommended	
Octavia	5-dr Estate, 98-04	ClipOn High 9105	x		x	Does not cover the rear lights		
Octavia (Mk III)	5-dr Estate, 13-20	BackPac 973	973-17	x	973-23	x	Lightboard 976 recommended	

SKODA

Octavia (Mk III)	5-dr Estate, 13-20	ClipOn 9103	9115	x	x		Lock 538	Lightboard 976 recommended
Octavia	5-dr Estate, 20-	Outway Hanging	994001	995001		x	Lightboard 976 recommended	
Octavia	5-dr Estate, 20-	Outway Platform	993001		x	Does not cover the rear lights		
Octavia Scout (Mk III)	5-dr Estate, 14-20	BackPac 973	973-17	x	973-23		x	Lightboard 976 recommended
Octavia Scout (Mk III)	5-dr Estate, 14-20	ClipOn 9103	9115	x	x		Lock 538	Lightboard 976 recommended
Octavia Scout (Mk III)	5-dr Estate, 14-20	ClipOn High 9105	9115	x		x	Does not cover the rear lights	
Rapid Spaceback	5-dr Hatchback, 14->	BackPac 973	973-17	x	973-23		x	Does not cover the rear lights
Rapid Spaceback	5-dr Hatchback, 14->	ClipOn 9104		x	x		Lock 538	Lightboard 976 recommended
Rapid Spaceback	5-dr Hatchback, 14->	ClipOn High 9106		x			x	Does not cover the rear lights
Rapid Spaceback	5-dr Hatchback, 14->	RaceWay 991/992		x	x		x	Lightboard 976 recommended
Roomster	5-dr MPV, 06-15	BackPac 973	973-18	x			x	Lightboard 976 recommended
Roomster	5-dr MPV, 06-15	ClipOn 9104		x	x		Lock 538	Lightboard 976 recommended
Roomster	5-dr MPV, 06-15	ClipOn High 9106		x			x	Lightboard 976 recommended
Roomster	5-dr MPV, 06-15	RaceWay 991/992		x	x		x	Lightboard 976 recommended
Roomster Scout	5-dr MPV, 07-15	BackPac 973	973-18	x			x	Lightboard 976 recommended
Roomster Scout	5-dr MPV, 07-15	ClipOn 9104		x	x		Lock 538	Lightboard 976 recommended
Roomster Scout	5-dr MPV, 07-15	ClipOn High 9106		x			x	Lightboard 976 recommended
Roomster Scout	5-dr MPV, 07-15	RaceWay 991/992		x	x		x	Lightboard 976 recommended
Superb	5-dr Estate, 09-15	BackPac 973	973-17	x			x	Lightboard 976 recommended
Superb	5-dr Estate, 09-15	ClipOn 9104	9115	x	x		Lock 538	Lightboard 976 recommended
Superb	5-dr Estate, 09-15	ClipOn High 9106	9115	x			x	Does not cover the rear lights
Superb	5-dr Estate, 09-15	Outway Hanging	994001	995001		x	Lightboard 976 recommended	
Superb	5-dr Estate, 09-15	Outway Platform	993001		x	Does not cover the rear lights		
Superb	5-dr Estate, 15-	Outway Hanging	994001	995001		x	Lightboard 976 recommended	
Superb	5-dr Estate, 15-	Outway Platform	993001		x	Does not cover the rear lights		
Superb Alldrive	5-dr Estate, 12-15	BackPac 973	973-17	x			x	Lightboard 976 recommended
Superb Alldrive	5-dr Estate, 12-15	ClipOn 9104	9115	x	x		Lock 538	Lightboard 976 recommended
Superb Alldrive	5-dr Estate, 12-15	ClipOn High 9106	9115	x			x	Does not cover the rear lights
Yeti	5-dr SUV, 09-13	RaceWay 991/992		x	x		x	Lightboard 976 recommended

SSANGYONG

Musso	5-dr SUV, 95-05	ClipOn 9104		x	x		Lock 538	Lightboard 976 recommended
Musso	5-dr SUV, 95-05	ClipOn High 9106		x			x	Does not cover the rear lights

SUBARU

BRZ	BRZ, 2-dr Coupé, 2013->	RaceWay 991		x			x	Lightboard 976 recommended
Forester	5-dr SUV, 03-07	BackPac 973	973-18	x	973-23		x	Does not cover the rear lights
Forester	5-dr SUV, 03-07	ClipOn 9104		x	x		Lock 538	Lightboard 976 recommended
Forester	5-dr SUV, 03-07	ClipOn High 9106		x			x	Does not cover the rear lights
Forester	5-dr SUV, 08-12	BackPac 973	973-16	x	973-23		x	Does not cover the rear lights
Forester	5-dr SUV, 08-12	ClipOn 9104		x	x		Lock 538	Lightboard 976 recommended
Forester	5-dr SUV, 08-12	ClipOn High 9106		x			x	Does not cover the rear lights
Impreza	5-dr Estate, 93-04	ClipOn 9104		x	x		Lock 538	Lightboard 976 recommended
Impreza	5-dr Estate, 93-04	ClipOn High 9106		x			x	Does not cover the rear lights
Impreza	5-dr Hatchback, 12-16	BackPac 973	973-16	x			x	Does not cover the rear lights
Impreza	5-dr Hatchback, 12-16	ClipOn 9103		x	x		Lock 538	Lightboard 976 recommended
Impreza	5-dr Hatchback, 12-16	ClipOn High 9105		x			x	Does not cover the rear lights
Impreza	5-dr Hatchback, 12-16	RaceWay 991/992		x	x		x	Lightboard 976 recommended
Legacy	5-dr Estate, 89-93	BackPac 973	973-16	x	973-23		x	Does not cover the rear lights
Legacy II	5-dr Estate, 94-02	BackPac 973	973-16	x	973-23		x	Does not cover the rear lights
Legacy II	5-dr Estate, 94-02	ClipOn 9104		x	x		Lock 538	Lightboard 976 recommended
Legacy II	5-dr Estate, 94-02	ClipOn High 9106		x			x	Does not cover the rear lights
Legacy V	5-dr Estate, 09-14	BackPac 973	973-17	x	973-23		x	Lightboard 976 recommended
Legacy V	5-dr Estate, 09-14	ClipOn 9104		x	x		Lock 538	Lightboard 976 recommended
Legacy V	5-dr Estate, 09-14	ClipOn High 9106		x			x	Does not cover the rear lights
Legacy V	5-dr Estate, 09-14	RaceWay 991/992		x	x		x	Lightboard 976 recommended
Outback	5-dr Estate, 94-02	ClipOn 9104		x	x		Lock 538	Lightboard 976 recommended
Outback	5-dr Estate, 94-02	ClipOn High 9106		x			x	Does not cover the rear lights
Outback	5-dr Estate, 10-14	BackPac 973	973-17	x	973-23		x	Lightboard 976 recommended
Outback	5-dr Estate, 10-14	ClipOn 9104		x	x		Lock 538	Lightboard 976 recommended
Outback	5-dr Estate, 10-14	ClipOn High 9106		x			x	Does not cover the rear lights
Outback	5-dr Estate, 10-14	RaceWay 991/992		x	x		x	Lightboard 976 recommended

SUBARU

XV	5-dr SUV, 12-16	BackPac 973	973-16	x		x	Does not cover the rear lights
XV	5-dr SUV, 12-16	ClipOn 9103		x	x	Lock 538	Lightboard 976 recommended
XV	5-dr SUV, 12-16	ClipOn High 9105		x		x	Does not cover the rear lights
XV	5-dr SUV, 12-16	RaceWay 991/992		x	x	x	Lightboard 976 recommended

SUZUKI

Alto	3/5-dr Hatchback, 94-01	ClipOn 9103		x	x	Lock 538	Lightboard 976 recommended
Alto	3/5-dr Hatchback, 94-01	ClipOn High 9105		x		x	Does not cover the rear lights
Alto	5-dr Hatchback, 02-05	ClipOn 9103		x	x	Lock 538	Lightboard 976 recommended
Alto	5-dr Hatchback, 09-14	RaceWay 991		x		x	Lightboard 976 recommended
Baleno	5-dr Estate, 96-02	ClipOn 9103		x	x	Lock 538	Lightboard 976 recommended
Baleno	5-dr Estate, 96-02	ClipOn High 9105		x		x	Does not cover the rear lights
Ignis	3/5-dr Hatchback, 00-03	ClipOn 9103		x	x	Lock 538	Lightboard 976 recommended
Ignis	3/5-dr Hatchback, 00-03	ClipOn High 9105		x		x	Lightboard 976 recommended
Ignis	5-dr Hatchback, 16-	ClipOn 9104		x	x	Lock 538	Lightboard 976 recommended
Ignis	5-dr Hatchback, 16-	RaceWay 991		x		x	Lightboard 976 recommended
Liana	5-dr Hatchback, 01-07	ClipOn 9104		x	x	Lock 538	Lightboard 976 recommended
Liana	5-dr Hatchback, 01-07	ClipOn High 9106		x		x	Does not cover the rear lights
Maruti	5-dr Hatchback, 05-09	ClipOn 9103		x	x	Lock 538	Lightboard 976 recommended
Splash	5-dr Hatchback, 08-14	RaceWay 991/992		x	x	x	Lightboard 976 recommended
Swift	3/5-dr Hatchback, 05-09	ClipOn 9103		x	x	Lock 538	Lightboard 976 recommended
Swift	3/5-dr Hatchback, 05-09	ClipOn High 9105		x		x	Does not cover the rear lights
Swift	5-dr Hatchback, 17-	RaceWay 991		x		x	Lightboard 976 recommended
SX4	5-dr Hatchback, 06->	ClipOn 9103		x	x	Lock 538	Lightboard 976 recommended
SX4	5-dr Hatchback, 06->	ClipOn High 9105		x		x	Does not cover the rear lights
SX4	5-dr Hatchback, 06->	RaceWay 991/992		x	x	x	Lightboard 976 recommended
SX4 S-Cross	5-dr SUV, 14->	ClipOn 9104		x	x	Lock 538	Lightboard 976 recommended
SX4 S-Cross	5-dr SUV, 14->	RaceWay 991/992		x	x	x	Lightboard 976 recommended
Vitara	5-dr SUV, 15->	BackPac 973	973-17	x	973-23	x	Lightboard 976 recommended
Vitara	5-dr SUV, 15->	RaceWay 991		x		x	Lightboard 976 recommended
Wagon R+	5-dr MPV, 99-03	BackPac 973	973-18	x	973-23	x	Does not cover the rear lights
Wagon R+	5-dr MPV, 99-03	ClipOn 9104		x	x	Lock 538	Lightboard 976 recommended
Wagon R+	5-dr MPV, 99-03	ClipOn High 9106		x		x	Does not cover the rear lights

TESLA

Model 3	4-dr Sedan, 17->	RaceWay 991		x		x	Lightboard 976 recommended
---------	------------------	-------------	--	---	--	---	----------------------------

TOYOTA

Auris	5-dr Hatchback, 13-19	ClipOn High 9105		x		x	Lightboard 976 recommended
Auris	5-dr Hatchback, 13-19	ClipOn 9103		x	x	Lock 538	Lightboard 976 recommended
Auris	5-dr Hatchback, 13-19	RaceWay 991/992		x	x	x	Lightboard 976 recommended
Auris	5-dr Estate, 13-19	ClipOn 9104		x	x	Lock 538	Lightboard 976 recommended
Auris	5-dr Estate, 13-19	ClipOn High 9106		x		x	Lightboard 976 recommended
Auris	5-dr Estate, 13-19	RaceWay 991/992		x	x	x	Lightboard 976 recommended
Avensis	5-dr Estate, 98-02	BackPac 973	973-16	x	973-23	x	Does not cover the rear lights
Avensis	5-dr Estate, 98-02	ClipOn 9104		x	x	Lock 538	Lightboard 976 recommended
Avensis	5-dr Estate, 98-02	ClipOn High 9106		x		x	Does not cover the rear lights
Avensis	5-dr Hatchback, 98-02	RaceWay 991/992		x	x	x	Lightboard 976 recommended
Avensis	4-dr Sedan, 09->	RaceWay 991/992		x	x	x	Lightboard 976 recommended
Avensis Verso	5-dr MPV, 01-03	BackPac 973	973-16	x	973-23	x	Does not cover the rear lights
Avensis Verso	5-dr MPV, 01-03	ClipOn 9104		x	x	Lock 538	Lightboard 976 recommended
Avensis Verso	5-dr MPV, 01-03	ClipOn High 9106		x		x	Does not cover the rear lights
C-HR	5-dr SUV, 16->	Outway Hanging	994001	995001		x	Lightboard 976 recommended
C-HR	5-dr SUV, 16->	Outway Platform	993001			x	Does not cover the rear lights
Camry	5-dr Estate, 92-96	BackPac 973	973-14	x	973-23	x	Does not cover the rear lights
Carina E	5-dr Estate, 94-97	BackPac 973	973-16	x	973-23	x	Does not cover the rear lights
Corolla	5-dr Estate, 88-92	ClipOn 9103		x	x	Lock 538	Lightboard 976 recommended
Corolla	5-dr Estate, 88-92	ClipOn High 9106		x		x	Does not cover the rear lights
Corolla	5-dr Estate, 93-97	BackPac 973	973-17	x	973-23	x	Does not cover the rear lights
Corolla	5-dr Estate, 93-04	ClipOn 9104		x	x	Lock 538	Lightboard 976 recommended
Corolla	5-dr Estate, 93-04	ClipOn High 9106		x		x	Does not cover the rear lights
Corolla	5-dr Estate, 02-04	BackPac 973	973-15	x	973-23	x	Does not cover the rear lights

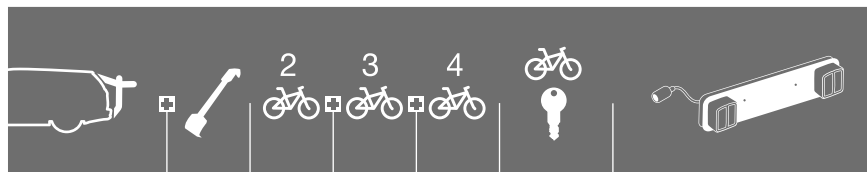
TOYOTA

Corolla	3/5-dr Hatchback, 02-04	ClipOn 9103		x	x	Lock 538	Lightboard 976 recommended
Corolla	3/5-dr Hatchback, 02-04	ClipOn High 9105		x		x	Does not cover the rear lights
Corolla	5-dr Estate, 04-08	BackPac 973	973-15	x	973-23	x	Does not cover the rear lights
Corolla	5-dr Estate, 04-08	ClipOn 9104		x	x	Lock 538	Lightboard 976 recommended
Corolla	5-dr Estate, 04-08	ClipOn High 9106		x		x	Lightboard 976 recommended
Corolla	3/5-dr Hatchback, 05-06	ClipOn 9104		x	x	Lock 538	Lightboard 976 recommended
Corolla	3/5-dr Hatchback, 05-06	ClipOn High 9106		x		x	Does not cover the rear lights
Corolla	4-dr Sedan, 07-13	RaceWay 991		x		x	Lightboard 976 recommended
Corolla Verso	5-dr MPV, 04-08	BackPac 973	973-15	x		x	Does not cover the rear lights
Corolla Verso	5-dr MPV, 04-08	ClipOn 9104		x	x	Lock 538	Lightboard 976 recommended
Corolla Verso	5-dr MPV, 04-08	ClipOn High 9106		x		x	Lightboard 976 recommended
GT86	2-dr Coupé, 13->	RaceWay 991		x		x	Lightboard 976 recommended
iQ	3-dr Hatchback, 08-15	RaceWay 991		x		x	Lightboard 976 recommended
ProAce Verso	5-dr BUS, 16-	BackPac 973	973-18	x	973-23	x	Does not cover the rear lights
Picnic	5-dr MPV, 97-06	BackPac 973	973-16	x	973-23 973-24	x	Does not cover the rear lights
Picnic	5-dr MPV, 97-06	ClipOn 9104		x	x	Lock 538	Lightboard 976 recommended
Picnic	5-dr MPV, 97-06	ClipOn High 9106		x		x	Does not cover the rear lights
Previa	5-dr MPV, 90-99	BackPac 973	973-17	x	973-23	x	Does not cover the rear lights
Previa	5-dr MPV, 90-99	ClipOn High 9106	9111	x		x	Lightboard 976 recommended
Prius	5-dr Hatchback, 04-08	RaceWay 991/992		x	x	x	Lightboard 976 recommended
Prius	5-dr Hatchback, 09-15	RaceWay 991		x		x	Lightboard 976 recommended
Verso	5-dr MPV, 09-	Outway Hanging	994001	995001		x	Lightboard 976 recommended
Verso	5-dr MPV, 09-	Outway Platform	993001			x	Does not cover the rear lights
Yaris (Mk I)	3/5-dr Hatchback, 04-05	ClipOn 9103		x	x	Lock 538	Lightboard 976 recommended
Yaris (Mk I)	3/5-dr Hatchback, 04-05	ClipOn High 9105		x		x	Does not cover the rear lights
Yaris (Mk II)	3/5-dr Hatchback, 05-11	ClipOn 9103		x	x	Lock 538	Lightboard 976 recommended
Yaris (Mk II)	3/5-dr Hatchback, 05-11	ClipOn High 9105		x		x	Does not cover the rear lights
Yaris (Mk II)	3/5-dr Hatchback, 05-11	RaceWay 991/992		x	x	x	Lightboard 976 recommended
Yaris (Mk III)	3/5-dr Hatchback, 12-20	ClipOn 9103		x	x	Lock 538	Lightboard 976 recommended
Yaris (Mk III)	3/5-dr Hatchback, 12-20	ClipOn High 9105		x		x	Does not cover the rear lights
Yaris (Mk III)	3/5-dr Hatchback, 12-20	RaceWay 991		x		x	Lightboard 976 recommended
Yaris (Mk III)	3/5-dr Hatchback, 12-20	Outway Hanging	994001	995001		x	Lightboard 976 recommended
Yaris (Mk III)	3/5-dr Hatchback, 12-20	Outway Platform	993001			x	Does not cover the rear lights

VAUXHALL

Adam	3-dr Hatchback, 13->	RaceWay 991		x		x	Lightboard 976 recommended
Agila	5-dr MPV, 00-07	BackPac 973	973-18	x	973-23	x	Lightboard 976 recommended
Agila	5-dr MPV, 00-07	ClipOn 9104		x	x	Lock 538	Lightboard 976 recommended
Agila	5-dr MPV, 00-07	ClipOn High 9106		x		x	Does not cover the rear lights
Astra	5-dr Estate, 92-97	BackPac 973	973-19	x	973-23	x	Does not cover the rear lights
Astra	5-dr Estate, 92-97	ClipOn 9104		x	x	Lock 538	Lightboard 976 recommended
Astra	5-dr Estate, 92-97	ClipOn High 9106		x		x	Does not cover the rear lights
Astra	3/5-dr Hatchback, 92-97	ClipOn 9104		x	x	Lock 538	Lightboard 976 recommended
Astra	3/5-dr Hatchback, 92-97	ClipOn High 9106		x		x	Does not cover the rear lights
Astra	5-dr Estate, 02-03	BackPac 973	973-19	x	973-23	x	Does not cover the rear lights
Astra	5-dr Estate, 04-09	BackPac 973	973-15	x	973-23	x	Does not cover the rear lights
Astra	5-dr Estate, 04-09	ClipOn 9104		x	x	Lock 538	Lightboard 976 recommended
Astra	5-dr Estate, 04-09	ClipOn High 9106		x		x	Does not cover the rear lights
Astra	5-dr Estate, 04-09	RaceWay 991/992		x	x	x	Lightboard 976 recommended
Astra	5-dr Hatchback, 04-09	ClipOn 9103	9115	x	x	Lock 538	Lightboard 976 recommended
Astra	5-dr Hatchback, 04-09	ClipOn High 9105	9115	x		x	Does not cover the rear lights
Astra	5-dr Hatchback, 04-09	RaceWay 991/992		x	x	x	Lightboard 976 recommended
Astra GTC	3-dr Hatchback, 11-15	RaceWay 991/992		x	x	x	Lightboard 976 recommended
Astra SportsTourer	5-dr Estate, 10-15	BackPac 973	973-15	x		x	Does not cover the rear lights
Astra SportsTourer	5-dr Estate, 10-15	RaceWay 991/992		x	x	x	Lightboard 976 recommended
Combo	5-dr MPV, 19-	RaceWay 991/992		x	x		Lightboard 976 recommended
Corsa (B)	3/5-dr Hatchback, 93-00	ClipOn 9103		x	x	Lock 538	Lightboard 976 recommended
Corsa (B)	3/5-dr Hatchback, 93-00	ClipOn High 9105		x		x	Does not cover the rear lights
Corsa (C)	3/5-dr Hatchback, 01-05	ClipOn 9103		x	x	Lock 538	Lightboard 976 recommended
Corsa (C)	3/5-dr Hatchback, 01-05	ClipOn High 9105		x		x	Lightboard 976 recommended
Corsa (D)	3/5-dr Hatchback, 06-14	ClipOn 9103	9115	x	x	Lock 538	Lightboard 976 recommended
Corsa (D)	3/5-dr Hatchback, 06-14	ClipOn High 9105	9115	x		x	Does not cover the rear lights

VAUXHALL

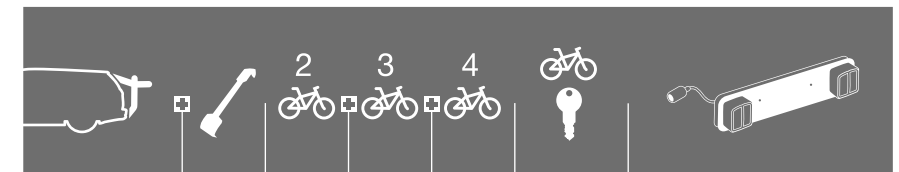


Corsa (D)	3/5-dr Hatchback, 06-14	RaceWay 991/992		x	x	x	Lightboard 976 recommended
Insignia	5-dr Hatchback, 09->	RaceWay 991		x		x	Lightboard 976 recommended
Meriva	5-dr MPV, 03-06	BackPac 973	973-15	x	973-23	x	Lightboard 976 recommended
Meriva	5-dr MPV, 03-06	ClipOn 9104		x	x	Lock 538	Lightboard 976 recommended
Meriva	5-dr MPV, 03-06	ClipOn High 9106		x		x	Lightboard 976 recommended
Meriva	5-dr MPV, 03-06	RaceWay 991/992		x	x	x	Lightboard 976 recommended
Meriva	5-dr MPV, 10-17	BackPac 973	973-15	x	973-23	x	Does not cover the rear lights
Meriva	5-dr MPV, 10-17	ClipOn 9104		x	x	Lock 538	Lightboard 976 recommended
Meriva	5-dr MPV, 10-17	ClipOn High 9106		x		x	Does not cover the rear lights
Meriva	5-dr MPV, 10-17	RaceWay 991/992		x	x	x	Lightboard 976 recommended
Omega	5-dr Estate, 94-03	BackPac 973	973-16	x	973-23	x	Does not cover the rear lights
Omega	5-dr Estate, 94-03	ClipOn 9104		x	x	Lock 538	Lightboard 976 recommended
Omega	5-dr Estate, 94-03	ClipOn High 9106		x		x	Does not cover the rear lights
Sintra	5-dr MPV, 96-99	BackPac 973	973-16	x	973-23	x	Does not cover the rear lights
Vectra	5-dr Estate, 96-02	BackPac 973	973-18	x		x	Does not cover the rear lights
Vectra	5-dr Estate, 96-02	ClipOn 9104		x	x	Lock 538	Lightboard 976 recommended
Vectra	5-dr Estate, 96-02	ClipOn High 9106		x		x	Lightboard 976 recommended
Vectra	5-dr Estate, 03-08	BackPac 973	973-16	x	973-23	x	Does not cover the rear lights
Vectra	5-dr Estate, 03-08	ClipOn 9104	9115	x	x	Lock 538	Lightboard 976 recommended
Vectra	5-dr Estate, 03-08	ClipOn High 9106	9115	x		x	Does not cover the rear lights
Vivaro	5-dr Van, 01-14	BackPac 973	973-18	x	973-23	x	Lightboard 976 recommended
Zafira	5-dr MPV, 98-11	BackPac 973	973-16	x	973-23	x	Does not cover the rear lights
Zafira	5-dr MPV, 98-11	ClipOn 9104		x	x	Lock 538	Lightboard 976 recommended
Zafira	5-dr MPV, 98-11	ClipOn High 9106		x		x	Lightboard 976 recommended
Zafira Family	5-dr MPV, 11-14	BackPac 973	973-16	x	973-23	x	Does not cover the rear lights
Zafira Family	5-dr MPV, 11-14	ClipOn 9104		x	x	Lock 538	Lightboard 976 recommended
Zafira Family	5-dr MPV, 11-14	ClipOn High 9106		x		x	Lightboard 976 recommended
Zafira Family	5-dr MPV, 11-14	RaceWay 991/992		x	x	x	Lightboard 976 recommended
Zafira Tourer	5-dr MPV, 12->	BackPac 973	973-16	x		x	Does not cover the rear lights
Zafira Tourer	5-dr MPV, 12->	ClipOn 9104		x	x	Lock 538	Lightboard 976 recommended
Zafira Tourer	5-dr MPV, 12->	ClipOn High 9106		x		x	Does not cover the rear lights

VOLKSWAGEN

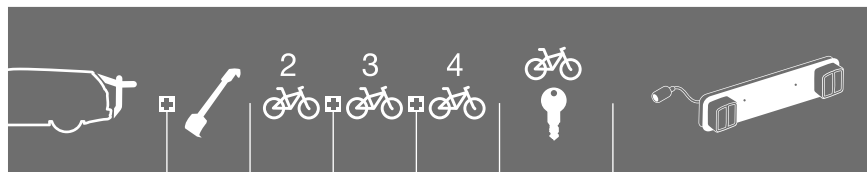
Arteon	5-dr Hatchback, 17->	RaceWay 991		x		x	Lightboard 976 recommended	
Arteon	5-dr Hatchback, 17->	Outway Hanging	994001	995001		x	Lightboard 976 recommended	
Arteon	5-dr Hatchback, 17->	Outway Platform	993001			x	Does not cover the rear lights	
Beetle	3-dr Hatchback, 12->	RaceWay 991		x		x	Lightboard 976 recommended	
Bora	5-dr Estate, 99-05	BackPac 973	973-18	x	973-23	x	Does not cover the rear lights	
Bora	5-dr Estate, 99-05	ClipOn 9104		x	x	Lock 538	Lightboard 976 recommended	
Bora	5-dr Estate, 99-05	ClipOn High 9106		x		x	Does not cover the rear lights	
Caddy Life	5-dr MPV, 16->	Backpac 973	973-18	x	973-23	x	Does not cover the rear lights	
Caddy Maxi Life	5-dr MPV, 16->	Backpac 973	973-18	x	973-23	x	Does not cover the rear lights	
Caddy Life	5-dr MPV, 04-15	BackPac 973	973-18	x		x	Does not cover the rear lights	
Caddy Maxi Life	5-dr MPV, 08-15	BackPac 973	973-18	x		x	Does not cover the rear lights	
California (T5)	4-dr BUS, 03-15	BackPac 973	973-18	x	973-23	973-24	x	Does not cover the rear lights
California (T6)	4-dr BUS, 15->	BackPac 973	973-18	x	973-23	973-24	x	Does not cover the rear lights
California (T6)	4-dr BUS, 15->	RaceWay 991/992		x	x		x	Lightboard 976 recommended
Caravelle (T5)	4-dr BUS, 03-15	BackPac 973	973-18	x	973-23	973-24	x	Does not cover the rear lights
Cross Golf	5-dr Hatchback, 06-14	BackPac 973	973-15	x	973-23		x	Does not cover the rear lights
Cross Golf	5-dr Hatchback, 06-14	ClipOn 9104	9115	x	x		Lock 538	Lightboard 976 recommended
Cross Golf	5-dr Hatchback, 06-14	ClipOn High 9106	9115	x			x	Does not cover the rear lights
Cross Golf	5-dr Hatchback, 06-14	RaceWay 991/992		x	x		x	Lightboard 976 recommended
Cross Polo	5-dr Hatchback, 06-09	ClipOn 9103		x	x		Lock 538	Lightboard 976 recommended
Cross Polo	5-dr Hatchback, 06-09	ClipOn High 9105		x			x	Does not cover the rear lights
Cross Polo	5-dr Hatchback, 10->	ClipOn 9103		x	x		Lock 538	Lightboard 976 recommended
Cross Polo	5-dr Hatchback, 10->	ClipOn High 9105		x			x	Does not cover the rear lights
Cross Touran	5-dr MPV, 06-09	BackPac 973	973-18	x	973-23	973-24	x	Does not cover the rear lights
Cross Touran	5-dr MPV, 06-09	ClipOn 9104	9115	x	x		Lock 538	Lightboard 976 recommended
Cross Touran	5-dr MPV, 06-09	ClipOn High 9106	9115	x			x	Does not cover the rear lights
EOS	3-dr Cabriolet, 06->	RaceWay 991		x			x	Lightboard 976 recommended
Fox	3-dr Hatchback, 04-14	ClipOn 9103	9115	x	x		Lock 538	Lightboard 976 recommended
Fox	3-dr Hatchback, 04-14	ClipOn High 9105	9115	x			x	Does not cover the rear lights

VOLKSWAGEN



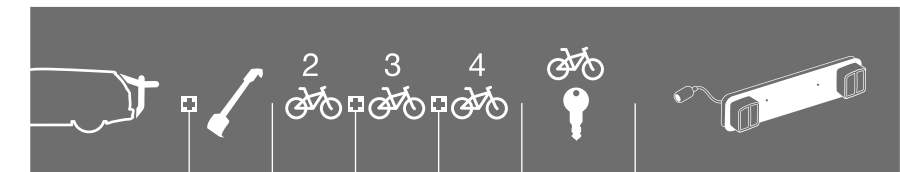
Golf II	3/5-dr Hatchback, 84-91	ClipOn 9103		x	x		Lock 538	Lightboard 976 recommended
Golf II	3/5-dr Hatchback, 84-91	ClipOn High 9105		x			x	Does not cover the rear lights
Golf III	3/5-dr Hatchback, 92-97	BackPac 973	973-16	x	973-23		x	Does not cover the rear lights
Golf III	3/5-dr Hatchback, 92-97	ClipOn 9103		x	x		Lock 538	Lightboard 976 recommended
Golf III	3/5-dr Hatchback, 92-97	ClipOn High 9105		x			x	Does not cover the rear lights
Golf III Variant	5-dr Estate, 94-98	BackPac 973	973-16	x	973-23		x	Does not cover the rear lights
Golf III Variant	5-dr Estate, 94-98	ClipOn 9104	9110	x	x		Lock 538	Lightboard 976 recommended
Golf III Variant	5-dr Estate, 94-98	ClipOn High 9106	9110	x			x	Does not cover the rear lights
Golf IV	3/5-dr Hatchback, 98-03	BackPac 973	973-14	x	973-23		x	Does not cover the rear lights
Golf IV	5-dr Hatchback, 98-04	BackPac 973	973-14	x	973-23		x	Does not cover the rear lights
Golf IV	3-dr Hatchback, 98-03	ClipOn 9103		x	x		Lock 538	Lightboard 976 recommended
Golf IV	5-dr Hatchback, 98-04	ClipOn 9103		x	x		Lock 538	Lightboard 976 recommended
Golf IV	3-dr Hatchback, 98-03	ClipOn High 9105		x			x	Does not cover the rear lights
Golf IV	5-dr Hatchback, 98-04	ClipOn High 9105		x			x	Does not cover the rear lights
Golf IV Variant	5-dr Estate, 99-07	BackPac 973	973-18	x	973-23		x	Does not cover the rear lights
Golf IV Variant	5-dr Estate, 99-07	ClipOn 9104		x	x		Lock 538	Lightboard 976 recommended
Golf IV Variant	5-dr Estate, 99-07	ClipOn High 9106		x			x	Does not cover the rear lights
Golf V	3/5-dr Hatchback, 04-07	BackPac 973	973-15	x	973-23		x	Does not cover the rear lights
Golf V	3/5-dr Hatchback, 04-07	ClipOn 9103	9115	x	x		Lock 538	Lightboard 976 recommended
Golf V	3/5-dr Hatchback, 04-07	ClipOn High 9105	9115	x			x	Does not cover the rear lights
Golf V	3/5-dr Hatchback, 04-07	RaceWay 991/992		x	x		x	Lightboard 976 recommended
Golf V Variant	5-dr Estate, 07-10	BackPac 973	973-15	x	973-23		x	Does not cover the rear lights
Golf V Variant	5-dr Estate, 07-10	ClipOn 9104	9115	x	x		Lock 538	Lightboard 976 recommended
Golf V Variant	5-dr Estate, 07-10	ClipOn High 9106	9115	x			x	Does not cover the rear lights
Golf V Variant	5-dr Estate, 07-10	RaceWay 991/992		x	x		x	Lightboard 976 recommended
Golf VI	3/5-dr Hatchback, 08-12	BackPac 973	973-15	x			x	Does not cover the rear lights
Golf VI	3/5-dr Hatchback, 08-12	ClipOn 9103	9115	x	x		Lock 538	Lightboard 976 recommended
Golf VI	3/5-dr Hatchback, 08-12	ClipOn High 9105	9115	x			x	Does not cover the rear lights
Golf VI	3/5-dr Hatchback, 08-12	RaceWay 991/992		x	x		x	Lightboard 976 recommended
Golf VI Variant	5-dr Estate, 10-13	BackPac 973	973-15	x			x	Does not cover the rear lights
Golf VI Variant	5-dr Estate, 10-13	ClipOn 9104	9115	x	x		Lock 538	Lightboard 976 recommended
Golf VI Variant	5-dr Estate, 10-13	ClipOn High 9106	9115	x			x	Does not cover the rear lights
Golf VI Variant	5-dr Estate, 10-13	RaceWay 991/992		x	x		x	Lightboard 976 recommended
Golf VII	3/5-dr Hatchback, 13-19	BackPac 973	973-15	x			x	Does not cover the rear lights
Golf VII	3/5-dr Hatchback, 13-19	ClipOn 9103	9115	x	x		Lock 538	Lightboard 976 recommended
Golf VII	3/5-dr Hatchback, 13-19	ClipOn High 9105	9115	x			x	Does not cover the rear lights
Golf VII	3/5-dr Hatchback, 13-19	RaceWay 991/992		x	x		x	Lightboard 976 recommended
Golf VII	3/5-dr Hatchback, 13-19	Outway Hanging	994001	995001			x	Lightboard 976 recommended
Golf VII	3/5-dr Hatchback, 13-19	Outway Platform	993001				x	Does not cover the rear lights
Golf VII Alltrack	5-dr Estate, 15-20	BackPac 973	973-15	x	973-23		x	Does not cover the rear lights
Golf VII Alltrack	5-dr Estate, 15-20	ClipOn 9103	9115	x	x		Lock 538	Lightboard 976 recommended
Golf VII Alltrack	5-dr Estate, 15-20	ClipOn High 9105	9115	x			x	Does not cover the rear lights
Golf VII Alltrack	5-dr Estate, 15-20	RaceWay 991/992		x	x		x	Lightboard 976 recommended
Golf VII SportCombi	5-dr Estate, 13-20	BackPac 973	973-15	x	973-23	§	x	Does not cover the rear lights
Golf VII SportCombi	5-dr Estate, 13-20	ClipOn 9103	9115	x	x		Lock 538	Lightboard 976 recommended
Golf VII SportCombi	5-dr Estate, 13-20	ClipOn High 9105	9115	x			x	Does not cover the rear lights
Golf VII SportCombi	5-dr Estate, 13-20	RaceWay 991/992		x	x		x	Lightboard 976 recommended
Golf VII SportCombi	5-dr Estate, 13-20	Outway Hanging	994001	995001			x	Lightboard 976 recommended
Golf VII SportCombi	5-dr Estate, 13-20	Outway Platform	993001				x	Does not cover the rear lights
Golf Plus	5-dr Hatchback, 05-14	BackPac 973	973-15	x	973-23		x	Does not cover the rear lights
Golf Plus	5-dr Hatchback, 05-14	ClipOn 9104		x	x		Lock 538	Lightboard 976 recommended
Golf Plus	5-dr Hatchback, 05-14	ClipOn High 9106		x			x	Does not cover the rear lights
Golf Plus	5-dr Hatchback, 09-14	RaceWay 991/992		x	x		x	Lightboard 976 recommended
Jetta	4-dr Sedan, 11->	RaceWay 991/992		x	x		x	Lightboard 976 recommended
Lupo	3-dr Hatchback, 97-05	ClipOn 9103		x	x		Lock 538	Lightboard 976 recommended
Lupo	3-dr Hatchback, 97-05	ClipOn High 9105		x			x	Does not cover the rear lights
Multivan (T5)	4-dr BUS, 03-15	BackPac 973	973-18	x	973-23	973-24	x	Does not cover the rear lights
Multivan (T5)	4-dr BUS, 03-15	RaceWay 991/992		x	x		x	Lightboard 976 recommended
Multivan (T6)	4-dr BUS, 15->	BackPac 973	973-18	x	973-23	973-24	x	Does not cover the rear lights
Multivan (T6)	4-dr BUS, 15->	RaceWay 991/992		x	x		x	Lightboard 976 recommended
PanAmericana (T5)	4-dr BUS, 10-15	BackPac 973	973-18	x	973-23	973-24	x	Does not cover the rear lights

VOLKSWAGEN



Passat Variant (B3/B4)	5-dr Estate, 88-96	BackPac 973	973-16	x	973-23	973-24	x	Does not cover the rear lights
Passat Variant (B3/B4)	5-dr Estate, 88-96	ClipOn 9103		x	x		Lock 538	Lightboard 976 recommended
Passat Variant (B3/B4)	5-dr Estate, 88-96	ClipOn High 9105		x			x	Does not cover the rear lights
Passat (B3/B4)	4-dr Sedan, 88-96	RaceWay 991/992		x	x		x	Lightboard 976 recommended
Passat Variant (B5)	5-dr Estate, 97-04	BackPac 973	973-19	x	973-23	973-24	x	Does not cover the rear lights
Passat Variant (B5/B5.5)	5-dr Estate, 97-04	ClipOn 9104		x	x		Lock 538	Lightboard 976 recommended
Passat Variant (B5/B5.5)	5-dr Estate, 97-04	ClipOn High 9106		x			x	Does not cover the rear lights
Passat (B5)	4-dr Sedan, 97-00	RaceWay 991/992		x	x		x	Lightboard 976 recommended
Passat Variant (B6)	5-dr Estate, 05-09	BackPac 973	973-19	x	973-23		x	Does not cover the rear lights
Passat Variant (B6)	5-dr Estate, 05-09	ClipOn 9104		x	x		Lock 538	Lightboard 976 recommended
Passat Variant (B6)	5-dr Estate, 05-09	ClipOn High 9106		x			x	Does not cover the rear lights
Passat (B6)	4-dr Sedan, 05-09	RaceWay 991/992		x	x		x	Lightboard 976 recommended
Passat Variant (B7)	5-dr Estate, 10-14	BackPac 973	973-15	x	973-23		x	Does not cover the rear lights
Passat Variant (B7)	5-dr Estate, 10-14	ClipOn 9104		x	x		Lock 538	Lightboard 976 recommended
Passat Variant (B7)	5-dr Estate, 10-14	ClipOn High 9106		x			x	Does not cover the rear lights
Passat Variant (B7)	5-dr Estate, 10-14	RaceWay 991/992		x	x		x	Lightboard 976 recommended
Passat Variant (B8)	5-dr Estate, 15-	Outway Hanging	994001	995001			x	Lightboard 976 recommended
Passat Variant (B8)	5-dr Estate, 15-	Outway Platform	993001				x	Does not cover the rear lights
Passat (B8)	4-dr Sedan, 15->	RaceWay 991		x			x	Lightboard 976 recommended
Passat Alltrack (B7)	5-dr Estate, 12-14	BackPac 973	973-15	x	973-23		x	Does not cover the rear lights
Passat Alltrack (B7)	5-dr Estate, 12-14	ClipOn 9104		x	x		Lock 538	Lightboard 976 recommended
Passat Alltrack (B7)	5-dr Estate, 12-14	ClipOn High 9106		x			x	Does not cover the rear lights
Passat Alltrack (B7)	5-dr Estate, 12-14	RaceWay 991/992		x	x		x	Lightboard 976 recommended
Passat Alltrack (B8)	5-dr Estate, 15-	Outway Hanging	994001	995001			x	Lightboard 976 recommended
Passat Alltrack (B8)	5-dr Estate, 15-	Outway Platform	993001				x	Does not cover the rear lights
Phaeton	4-dr Sedan, 02-16	RaceWay 991		x			x	Lightboard 976 recommended
Polo (Mk III)	3/5-dr Hatchback, 95-01	ClipOn 9103		x	x		Lock 538	Lightboard 976 recommended
Polo (Mk III)	3/5-dr Hatchback, 95-01	ClipOn High 9105		x			x	Does not cover the rear lights
Polo Variant (Mk III)	5-dr Estate, 96-01	BackPac 973	973-18	x	973-23		x	Does not cover the rear lights
Polo Variant (Mk III)	5-dr Estate, 96-01	ClipOn 9103		x	x		Lock 538	Lightboard 976 recommended
Polo Variant (Mk III)	5-dr Estate, 96-01	ClipOn High 9105		x			x	Does not cover the rear lights
Polo (Mk IV)	3/5-dr Hatchback, 02-09	ClipOn 9103		x	x		Lock 538	Lightboard 976 recommended
Polo (Mk IV)	3/5-dr Hatchback, 02-09	ClipOn High 9105		x			x	Does not cover the rear lights
Polo (Mk V)	3/5-dr Hatchback, 10-17	ClipOn 9103		x	x		Lock 538	Lightboard 976 recommended
Polo (Mk V)	3/5-dr Hatchback, 10-17	ClipOn High 9105		x			x	Does not cover the rear lights
Polo (Mk V)	3/5-dr Hatchback, 10-17	RaceWay 991/992		x	x		x	Lightboard 976 recommended
Polo (Mk V)	3/5-dr Hatchback, 10-18	Outway Hanging	994001	995001			x	Lightboard 976 recommended
Polo (Mk V)	3/5-dr Hatchback, 10-18	Outway Platform	993001				x	Does not cover the rear lights
Polo (Mk VI)	5-dr Hatchback, 18-	Outway Hanging	994001	995001			x	Lightboard 976 recommended
Polo (Mk VI)	5-dr Hatchback, 18-	Outway Platform	993001				x	Does not cover the rear lights
Sharan (Mk I)	5-dr MPV, 96-09	BackPac 973	973-16	x	973-23		x	Does not cover the rear lights
Sharan (Mk I)	5-dr MPV, 96-09	ClipOn 9104	9111	x	x		Lock 538	Lightboard 976 recommended
Sharan (Mk I)	5-dr MPV, 96-09	ClipOn High 9106	9111	x			x	Does not cover the rear lights
Sharan (Mk II)	5-dr MPV, 10->	BackPac 973	973-15	x	973-23		x	Does not cover the rear lights
Sharan (Mk II)	5-dr MPV, 10-15	ClipOn 9104		x	x		Lock 538	Lightboard 976 recommended
Sharan (Mk II)	5-dr MPV, 10-15	ClipOn High 9106		x			x	Does not cover the rear lights
Sharan (Mk II)	5-dr MPV, 10-15	Outway Hanging	994001	995001			x	Lightboard 976 recommended
Sharan (Mk II)	5-dr MPV, 10-15	Outway Platform	993001				x	Does not cover the rear lights
T-Cross	5-dr SUV, 19-	Outway Hanging	994001	995001			x	Lightboard 976 recommended
T-Cross	5-dr SUV, 19-	Outway Platform	993001				x	Does not cover the rear lights
Tiguan Allspace	5-dr SUV, 18->	BackPac 973	973-17	x	973-23		x	Does not cover the rear lights
Tiguan (Mk II)	5-dr SUV, 16->	BackPac 973	973-17	x	973-23		x	Does not cover the rear lights
Touran	5-dr MPV, 03-09	BackPac 973	973-18	x	973-23	973-24	x	Does not cover the rear lights
Touran	5-dr MPV, 03-09	ClipOn High 9106	9115	x			x	Does not cover the rear lights
Touran	5-dr MPV, 03-15	ClipOn 9104		x	x		Lock 538	Lightboard 976 recommended
Touran	5-dr MPV, 03-15	RaceWay 991/992		x	x		x	Lightboard 976 recommended
Touran	5-dr MPV, 10-15	BackPac 973	973-15	x	973-23		x	Does not cover the rear lights
Touran	5-dr MPV, 10-15	ClipOn High 9106		x			x	Does not cover the rear lights
Transporter (T4)	4-dr VAN, 91-02	BackPac 973	973-18	x	973-23	973-24	x	Does not cover the rear lights
Transporter (T5)	4-dr VAN, 03-15	BackPac 973	973-18	x	973-23	973-24	x	Does not cover the rear lights
Transporter (T6/T6.1)	4-dr VAN/BUS, 15->	BackPac 973	973-18	x	973-23	973-24	x	Does not cover the rear lights

VOLKSWAGEN



Transporter (T6/T6.1)	4-dr VAN/BUS, 15->	RaceWay 991/992		x	x		x	Lightboard 976 recommended
Transporter (T6/T6.1)	4-dr VAN/BUS, 15->	WanderWay 911	911001	911600	911700		x	Does not cover the rear lights
Transporter (T6/T6.1)	4-dr VAN/BUS, 15->	WanderWay 911	911001	911600	911700		x	Does not cover the rear lights

VOLVO

850	5-dr Estate, 93-96	ClipOn 9104	9110	x	x		Lock 538	Lightboard 976 recommended
850	5-dr Estate, 93-96	ClipOn High 9106	9110	x			x	Lightboard 976 recommended
940	5-dr Estate, 90-98	ClipOn 9104	9110	x	x		Lock 538	Lightboard 976 recommended
940	5-dr Estate, 90-98	ClipOn High 9106	9110	x			x	Does not cover the rear lights
740	5-dr Estate, 82-92	BackPac 973	973-18	x	973-23	973-24	x	Does not cover the rear lights
760	5-dr Estate, 82-90	BackPac 973	973-18	x	973-23	973-24	x	Does not cover the rear lights
940/960	5-dr Estate, 90-98	BackPac 973	973-18	x	973-23	973-24	x	Does not cover the rear lights
C70	2-dr Coupé, 06-13	RaceWay 991		x			x	Lightboard 976 recommended
S60	4-dr Sedan, 10-18	RaceWay 991		x			x	Lightboard 976 recommended
S60 Cross Country	4-dr Sedan, 15-18	RaceWay 991		x			x	Lightboard 976 recommended
S80	4-dr Sedan, 06-16	RaceWay 991/992		x	x		x	Lightboard 976 recommended
V40	5-dr Estate, 96-99	ClipOn 9103		x	x		Lock 538	Lightboard 976 recommended
V40	5-dr Estate, 96-99	ClipOn High 9105		x			x	Does not cover the rear lights
V40	5-dr Estate, 00-04	ClipOn 9103		x	x		Lock 538	Lightboard 976 recommended
V40	5-dr Hatchback, 13-19	Outway Hanging	994001	995001			x	Lightboard 976 recommended
V40	5-dr Hatchback, 13-19	Outway Platform	993001				x	Does not cover the rear lights
V40 Cross Country	5-dr Hatchback, 13-19	Outway Hanging	994001	995001			x	Lightboard 976 recommended
V40 Cross Country	5-dr Hatchback, 13-19	Outway Platform	993001				x	Does not cover the rear lights
V40	5-dr Estate, 00-04	ClipOn High 9105		x			x	Does not cover the rear lights
V50	5-dr Estate, 04-12	BackPac 973	973-16	x	973-23		x	Lightboard 976 recommended
V50	5-dr Estate, 04-12	ClipOn 9103		x	x		Lock 538	Lightboard 976 recommended
V50	5-dr Estate, 04-12	ClipOn High 9105		x			x	Lightboard 976 recommended
V50	5-dr Estate, 04-12	RaceWay 991/992		x	x		x	Lightboard 976 recommended
V60	5-dr Estate, 11-18	Outway Hanging	994001	995001			x	Lightboard 976 recommended
V60	5-dr Estate, 11-18	Outway Platform	993001				x	Does not cover the rear lights
V70	5-dr Estate, 97-99	ClipOn 9104	9110	x	x		Lock 538	Lightboard 976 recommended
V70	5-dr Estate, 97-99	ClipOn High 9106	9110	x			x	Lightboard 976 recommended
V70	5-dr Estate, 00-03	BackPac 973	973-16	x			x	Lightboard 976 recommended
V70	5-dr Estate, 00-03	ClipOn 9104	9110	x	x		Lock 538	Lightboard 976 recommended
V70	5-dr Estate, 00-03	ClipOn High 9106	9110	x			x	Lightboard 976 recommended
V70	5-dr Estate, 04-07	BackPac 973	973-16	x			x	Lightboard 976 recommended
V70	5-dr Estate, 04-07	ClipOn 9104	9110	x	x		Lock 538	Lightboard 976 recommended
V70	5-dr Estate, 04-07	ClipOn High 9106	9110	x			x	Lightboard 976 recommended
XC60	5-dr SUV, 09-17	Outway Hanging	994001	995001			x	Lightboard 976 recommended
XC60	5-dr SUV, 09-17	Outway Platform	993001				x	Does not cover the rear lights
XC60	5-dr SUV, 17-	Outway Hanging	994001	995001			x	Lightboard 976 recommended
XC60	5-dr SUV, 17-	Outway Platform	993001				x	Does not cover the rear lights
XC70	5-dr Estate, 00-07	ClipOn 9104	9110	x	x		Lock 538	Lightboard 976 recommended
XC70	5-dr Estate, 00-07	ClipOn High 9106	9110	x			x	Lightboard 976 recommended
XC70	5-dr Estate, 08-16	Outway Hanging	994001	995001			x	Lightboard 976 recommended
XC70	5-dr Estate, 08-16	Outway Platform	993001				x	Does not cover the rear lights

› **Bring your bike**





› Thule Safety & Warranty

Tested the hard way for tough roads

We'll never know what adventures you'll be taking your equipment on. That's why we develop our products to manage any weather, any temperature, and any terrain in the whole world. We've come to the conclusion that nothing else will do. You can just imagine what our test centre looks like. Every new product is put through temperatures of icy northern cold and burning desert heat, long sessions of intensive UV radiation, a salt chamber for corrosion endurance, several pressure and capacity tests – and finally a machine that shakes it for a lifetime's worth, simulating two trips around the world in less than a week. Yes, it's kind of brutal. But that's the way the world is. And since we only give the sign of approval to products that have had the whole world against them (and survived it), it's no wonder we're international leaders in safety and durability – or that we even exceed the standards.



Complies with ISO norm



Thule Guarantee

The Thule Guarantee will cover any defect or damage affecting your Thule product. Even damage caused by normal wear and tear or the natural discoloration of materials for 2 (two) years from the date of purchase by the original purchaser. The Thule Guarantee gives you specific legal rights. It does not affect any statutory rights that you have as a purchaser of a defective product.

The Thule Guarantee does not cover defects resulting from conditions beyond Thule's control. These include, but are not limited to, misuse, overloading, or from failure to assemble, mount or use the product or its accessory in accordance with Thule's written instructions, guidelines, and safety text. Nor does it cover damage to the user's vehicle, electronic devices, cargo, or to any other person or property.

Thule Extended Warranty

Thule's Extended Warranty applies to products and accessories produced by Thule and sold to the original purchaser under the brand name Thule. The warranty covers defects in materials or workmanship and, depending on the type of product, applies up to a certain number of years from the date of the original retail purchase. Please see below the specific length of the total warranty (Thule Guarantee plus Thule Extended Warranty) for each product.

Subject to the limitations and exclusions described in this warranty, Thule remedies defects in materials or workmanship during the warranty period, by repairing or replacing (Thule's option) the defective component(s) without charge for parts or labor.

Carriers & Racks	2 Year Thule Guarantee	Thule Extended Warranty	Thule Extended Warranty (Total number of years)
Bike Racks	Yes	+ 3 years	5 years
Roof Boxes & Baskets	Yes	+ 3 years	5 years
Roof Racks	Yes	+ 3 years	5 years
Water Sport Racks	Yes	+ 3 years	5 years
Winter Sport Racks	Yes	+ 3 years	5 years

Please note the following restrictions applicable to the Thule Extended Warranty:

- Thule does not cover defects resulting from conditions beyond Thule's control. These include, but are not limited to, misuse, overloading, or from failure to assemble, mount or use the product or its accessory in accordance with Thule's written instructions, guidelines, and safety text. Nor does it cover damage to the user's vehicle, cargo, or to any other person or property.
- During the period of the Thule Extended Warranty, we will not cover damages and/or defects resulting from typical wear and tear (for example brakes, tires and tubes, electrical parts, surface issues, faulty zipper tape, damaged buckles, coating peeling off and discoloration of fabrics).
- Thule does not cover damages resulting from abuse (such as tears, cuts, and holes in the fabric) and cosmetic damage (such as scratched or stained fabrics).
- Other damage not covered is damage caused by airlines or other transit damage (such as pressure damage; tears, cuts, and holes in the fabric; damage to the wheel covers, handles and other hardware of the bag). Damage claims in transit cases should be filed against the carrier.
- The purchaser will be responsible for the cost of returning the component(s)/product(s) and the proof of purchase back to the place where the product was purchased.

If you have any questions, please let us know by using the Contact Us form.

52119101980 English. Local variations in product range may occur and products may be subject to change without further notice. With reservation against possible mistakes in the contents of the catalogue.
Production: Thule Creative Team
Photo: Adventure Production
Copyright 2021 Thule Sweden AB



Thule Sweden AB

Box 69, SE-335 04 Hillerstorp, Sweden.

Tel +46 370-255 00, Fax +46 370-229 08.

www.thule.com

» PART OF THULE GROUP