

› Product Guide – Bike

2018





› Bring your life

Whether it's exploring spectacular nature in the great outdoors or travelling the world with family and friends, we all have a passion for enjoying an active life.

At Thule, we share your desire to spend more time enjoying our passions – which means less time worrying about how to bring all the stuff we need. For 75 years, we have been totally focused on developing smart, stylish products that are environmentally sound, high quality, safe, and easy to use.

Wherever your passion takes you, whatever you're bringing.
With Thule products, you're free to live your active life to the full.

> Bike

Bring your life. On two wheels. Whether it's an everyday commute or a long distance adventure, Thule's bike products are designed for you to make the most of your active life in the saddle – safely, easily and in style. From stylish bike bags with practical racks, to bike transport cases and convenient bike racks for up to four bikes. All easy to mount, use and store. And with our bike trailers and child bike seats, sharing your active life with the little ones has never been easier.



Bike Racks

With a car bike rack, take your bikes anywhere you want – quickly, easily, and safely. Let us help you find the ideal one.



Bike Bags & Racks

Thule bike accessories let you increase the carrying capacity for longer, more enjoyable biking. Let us help you discover new opportunities.



Sport Transport Bags

A Thule bike travel case transports your bike safely, securely, and without hassle. Each bike case is tough on the outside and smart on the inside.



Multisport Trailers

Thule multisport and bike trailers are more than just trailers for 1 or 2 kids. Stylish, safe and very versatile, you can bike, stroll, jog, or ski.



Child Bike Seats

Thule child bike seats are ideal for the daily commute or for family adventures. Safe, easy to use and comfortable whether the ride is short or long.



Bike Trailers

Bike trailer and stroller all in one. Up to two kids can travel in style in this safe and durable Thule bicycle trailer.

Bike Racks	5
Roof-mounted Bike Racks	7
Towbar-mounted Bike Racks	17
Rear Door-mounted Bike Racks	31
Bike Bags & Racks	37
Panniers & Bike Bags	39
Racks & Baskets	48
Handlebar Products	52
Sport Transport Bags	57
Bike Travel Cases	59
Multisport Trailers	61
Child Bike Seats	73
Bike Trailers	87
Chris Van Dine - All about heart	90
Technical Specifications	95
Bike Racks – Specifications	95
Bike Bags & Racks – Specifications	98
Sport Transport Bags – Specifications	100
Multisport Trailers/Bike Trailers – Specifications	101
Child Bike Seats – Specifications	104





› Bike Racks

With a car bike rack, take your bikes anywhere you want – quickly, easily, and safely. Let us help you find the ideal one.

Chris Van Dine

*"If you want to shape minds, shape spaces
where those minds can dwell"*



SPORT

Mountainbike

YEAR OF BIRTH

1980

ACHIEVEMENTS

Founder of the
pump track project
in El Tunco,
El Salvador.

MOTTO

Living my passion.

Chris's Choice

Thule UpRide



Roof-mounted Bike Racks Line at-a-Glance

Upright



Thule UpRide

599
Aluminium



Thule ProRide

598 Aluminium 598B Black



Thule FreeRide

532
Silver Gray

Fork-Mount



Thule ThruRide

565
Aluminium



Thule OutRide

561
Aluminium

Roof-mounted Bike Racks

Thule UpRide



Thule UpRide



Maximum frame protection and universal fit

Thule UpRide ticks all the right boxes for bike riders who want to take great care of their bikes but quickly and easily too: It offers great protection for your bike frame, will hold virtually all types of bikes, and is foolproof to load and secure. All without having to remove your bike's front wheel.

Thule UpRide is designed to securely hold your bike by grabbing the front wheel only, while a ratcheting wheel strap secures the back wheel to the tray. With no parts of the bike rack making contact with your frame, Thule UpRide is ideal for bikes with carbon frames or other sensitive frames, mountain bikes, and more. The versatile design also means that you can bring virtually any styles and sizes of bike regardless of frame design, brake system, suspension, or wheel size. Thule UpRide can accommodate bikes from 20" to 29", with wheelbases up to 1240 mm and tires up to 3" (or even up to 5", by adding a separate adapter), and weighing up to 20 kg.

Load your bike in seconds

Mounting Thule UpRide on your car is quick, easy, and secure, on either side of your car roof. Since all loading operations are made close to rooftop level, the bike rack is convenient to use on any vehicle for bikers of all heights. To secure against theft, the bike rack can be locked to the car, and the bike can be locked to the bike rack with an integrated cable lock.

**Add to your
Thule UpRide**



Thule UpRide Fatbike Adapter
5991 - An adapter for Thule UpRide to enable transport of fatbikes.



Thule Bike Rack Around-the-Bar Adapter
8898 - An around-the-bar adapter for fitting your Thule bike rack on square bars, round aluminum load bars, and most other load bars on the market.

Roof-mounted Bike Racks

Thule UpRide

Universal upright bike rack with no frame contact, for fast and secure mounting and maximum frame protection.

New

Bike Racks



599
Aluminium



Roof-mounted Bike Racks

Thule ProRide



Thule ProRide



reddot award 2016
winner

Iconic bike rack

With its combination of convenience, stability, and smart design, it's no wonder Thule ProRide has become the number one choice for bike riders across the globe. You simply won't find a better or more secure way to transport your bike.

Convenient and smart

Ease of use and reliability in every detail are key. From the easy mounting of the bike rack – on either side of the car roof – to the automatic positioning when you load your bike. Thule ProRide carries most types of bike up to 20 kg and with a specific accessory, it's even possible to transport fatbikes. With Thule ProRide, you quickly load and unload your bike – and off you go on the bike trail.

Secure and stable

Loading and securing is effortless because Thule ProRide offers immediate stability when you place your bike onto the bike rack. The brand new torque limiter dial also ensures that the bike is secured correctly by controlling the force that goes into the bike frame. Frame-friendly, soft claw pads adapt to the bike frame and spread the pressure, minimizing the risk of frame damage and incorrect mounting. The claw's extended lower jaw clasps the frame, preventing the bike from falling during mounting as well as adding security during transport.

Add to your Thule ProRide



Thule ProRide Fatbike Adapter
5981 - Upgrade kit for carrying fatbikes on the Thule ProRide 598 bike rack (wheel size 3–5").



Thule Carbon Frame Protector
984 - An adapter to enable safe transport of bikes with carbon frames.

Roof-mounted Bike Racks

Thule ProRide

Upright bike rack for the quickest, most convenient mounting – for bikes up to 20 kg.



598 Aluminium
598B Black



Roof-mounted Bike Racks

Thule ThruRide

Smart, simple, and secure thru-axel bike rack

Thule ThruRide fork-mount bike rack makes loading your thru-axle bike easy and secure, without the need for any extra adapters. Loading is simple from the start, allowing you to mount the front thru-axle on the ground before lifting and loading the bike on the bike rack. Once you've placed the axle in the wide-jaw clamp, you adjust the precision dial to fine-tune the grip before closing the throw-hood. This ensures a firm and secure grip on your bike without the risk of damage to the fork. The rear-wheel cradle can be slid along the length of the rack to accommodate different bike lengths. The wheel is held securely in place thanks to a ratcheting strap with padding to protect the wheel rim.

Versatile

With an ever-expanding range of bikes with thru-axles, the Thule ThruRide is a safe bet for anyone who wants to transport their thru-axle bike on the car roof. This versatile bike rack fits the complete range of thru-axles – any diameter from 12 mm to 20 mm – and also fits 9 mm quick-release hubs together with the included adapter. The sliding rear-wheel cradle adds to the bike rack's versatility, accommodating wheelbases up to 48" and tires up to 3".



Add to your Thule ThruRide



Thule ThruRide 9 mm Adapter

5651 - 9 mm quick release locking skewer accessory for Thule ThruRide to make the bike rack lockable to bike.



Thule Wheel Bag XL

563 - Specially designed, high-quality bag for the front wheel.

Roof-mounted Bike Racks

Thule ThruRide

The fork-mount bike rack designed to fit thru-axles without extra adapters.



565
Aluminium



Roof-mounted Bike Racks



561
Aluminium

Thule OutRide

The sleek, light and convenient fork-mount bike rack for the professional look and feel.

FEATURES

- Easily adjustable snap-on fastener for quick mounting of the fork
- Also for bikes equipped with disc brakes and 20 mm thru axles (adapter included)
- Quick-release strap for rear wheel (adjustable for different wheel sizes)
- The maximum allowed weight per bike is 17 kg
- This bike rack is pre-assembled, no tools are required
- Locks the bikes to the bike rack and the bike rack to the roof racks (locks included)
- T-track adapters (20x20 mm) are included for mounting on Thule WingBar Edge, Thule WingBar and Thule SlideBar
- Fulfills the City Crash norm



532
Silver Gray

Thule FreeRide

The functional and easy to use bike rack fulfilling all basic needs.

FEATURES

- Frame holder with quick-lock, fits most frame sizes up to 80 mm
- Quick-release straps with wheel protection hold the wheels securely in place (adjustable for different wheel sizes)
- Locks the bikes to the bike rack and the bike rack to the roof racks (locks included)
- The maximum allowed weight per bike is 17 kg
- T-track adapters (20x20 mm) are included for mounting on Thule WingBar Edge, Thule WingBar and Thule SlideBar
- Fulfills the City Crash norm



Roof-mounted Bike Racks Accessories



Thule Wheel Carrier

5452 - Carrier for the front wheel with regular axle or wheels with disc brakes.



Thule Wheel Bag XL

563 - Specially designed, high-quality bag for the front wheel.



Thule ThruRide 9 mm Adapter

5651 - 9 mm quick release locking skewer accessory for Thule ThruRide to make the bike rack lockable to bike.



Thule 15 mm Thru-axle Adapter

5611 - An adapter for Thule OutRide to enable transport of bikes with 15 mm thru axles.



T-track Adapter

8891 - An adapter for fitting the Thule ProRide and the Thule UpRide bike racks directly into the t-track (30x24 mm) of some BMW and Renault original load bars. (Complete set for one bike rack)



T-track Adapter

8892 - An adapter for fitting the Thule FreeRide bike rack directly into the t-track (20x20 mm) of an aluminium load bar. (Complete set for one bike rack)



Thule Bike Rack Around-the-Bar Adapter

8898 - An around-the-bar adapter for fitting your Thule bike rack on square bars, round aluminium load bars, and most other load bars on the market.



Thule ProRide SquareBar Adapter

8895 - An around-the-bar adapter for fitting the Thule ProRide bike rack on square bars or round aluminium load bars. (Complete set for one bike rack)



Thule Carbon Frame Protector

984 - An adapter to enable safe transport of bikes with carbon frames (only to be used with Thule bike racks with a torque limiter knob).



Thule ProRide Fatbike Adapter

5981 - Upgrade kit for carrying fatbikes on the Thule ProRide 598 bike rack (wheel size 3-5"). (Set of 2)



Thule UpRide Fatbike Adapter

5991 - An adapter for Thule UpRide to enable transport of fatbikes.



Thule One-Key System

Replace all lock cylinders on your Thule products and use the same key for all.

Martin Flinta

"To be a successful multisport athlete, it's key to get the right equipment, in the right time, at the right place. That allows us to fully focus on our performance."



SPORT

Adventure Racing and Multisport

YEAR OF BIRTH

1973

FAMILY

Eva Nyström and two kids

ACHIEVEMENTS

Adventure Racing World Champion and Xterra World Champion

BEST PLACE ON EARTH

Anywhere I can be outside and do my main sports

Martin's Choice

Thule VeloSpace XT



Towbar-mounted Bike Racks Line at-a-Glance



Thule EasyFold XT



933 - fits up to 2 bikes



934 - fits up to 3 bikes



New

Thule VeloSpace XT



938 - fits up to 3 bikes



939 - fits up to 4 bikes



Thule VeloCompact



925 - fits up to 2 bikes



927 - fits up to 4 bikes



Thule EuroRide



941 - fits up to 2 bikes



943 - fits up to 3 bikes



Thule RideOn



9502 - fits up to 2 bikes



9503 - fits up to 3 bikes



Thule HangOn



972/974 - fits up to 3 bikes



9708 - fits up to 4 bikes



Thule Xpress



970 - fits up to 2 bikes

Towbar-mounted Bike Racks

Thule EasyFold XT



It's all in the name

Thule EasyFold XT is everything you'd wish for in a towbar-mounted bike rack. It safely carries your bikes to any destination, but when folded it's no bigger than a normal suitcase and can be conveniently stowed away in your car or at home.

With Thule EasyFold XT, fitting the rack to your car and loading your bikes couldn't be simpler thanks to a range of user-friendly features. The mounting on the towbar requires minimum effort thanks to the innovative coupling, and securing the rack to the car is a breeze. The bikes are easy to load and unload, and with the optional loading ramp it's even easier. Once your bikes are loaded, the boot will still be accessible thanks to the smart tilting mechanism.

For every bike

Available in a 2-bike and a 3-bike version, this durable and high-capacity bike rack can transport all sorts of bikes, from light road bikes to mountain bikes, e-bikes, or even fat bikes. The detachable frame holders can be adjusted individually to fit different types of bikes, and "click" as soon as the optimal torque is reached, ensuring that sensitive frames are not damaged. Like all Thule bike racks, Thule EasyFold XT has been tested extensively in the Thule Test Center™ as well as in real life to make sure your bikes will be carried safely and securely wherever you want to go.

Thule EasyFold XT 2



Thule EasyFold XT 3



Add to your
Thule EasyFold XT



Thule EasyFold XT Carrying Bag

9311 (2-bike)/9344 (3-bike)
- Protects you and your car from dirt when transporting and storing the Thule EasyFold XT bike rack.



Thule EasyFold XT Loading Ramp

9334 - Convenient foldable ramp for easy loading and unloading of your bikes.



Thule XXL Fatbike Wheel Straps

985 - A set of extra-long replacement wheel straps to enable transport of very large fat bikes.

Towbar-mounted Bike Racks

Thule EasyFold XT

The fully foldable, compact, and easy-to-use towbar-mounted bike rack for all types of bikes.



933



934







Towbar-mounted Bike Racks

Thule VeloSpace XT



Bring your bike. And a lot more.

With Thule VeloSpace XT, the truly all-round bike rack has become reality. Developed for large and heavy bikes – such as e-bikes, fatbikes, and downhill mountain bikes – it works just as well for city bikes and children's bikes. It can also be combined with a Thule Backspace XT cargo box for extra load carrying including a Thule Chariot multisport trailer. The opportunities are endless, particularly for families with small children.

With different models and adapters to carry from 2 to 4 bikes, you can rest assured that Thule VeloSpace XT will be able to carry your bikes, no matter what kind you want to bring. All thanks to the carrier's high load capacity, extra-large distance between the bikes, and extended aluminum wheel trays together with flexible pump buckles and extra-long wheel straps.

A bike rack for everyone

Thule VeloSpace XT equals ease of use and convenience. Like other towbar-mounted bike racks, Thule VeloSpace XT requires minimal lifting to load and unload, making it the preferred choice for heavier bikes. And it is just as easy to mount and adjust the bike rack on the car; as soon as the rack is placed on the towbar, it stabilizes itself and can be positioned correctly. The bikes can be locked to the bike rack, and the bike rack can be locked to the car. You can always access the trunk of your car by tilting the bike rack, even with your bikes mounted.

Thule VeloSpace XT 2



Thule VeloSpace XT 3



Add to your Thule VeloSpace XT



Thule VeloSpace XT Bike Adapter

9381 - Increase the capacity of your Thule VeloSpace XT bike rack by one bike.



Thule BackSpace XT

9383 - Lightweight, durable cargo box that fits onto the Thule VeloSpace XT bike rack at the rear of the car, keeping all of your gear easily accessible.



Thule BackSpace XT 3rd/4th Bike Arm

9382/9392 - Enables transport of one bike in addition to your Thule BackSpace XT cargo box. For use together with Thule VeloSpace XT Bike Adapter.

Towbar-mounted Bike Racks

Thule VeloSpace XT

The versatile bike rack for all types of bikes – from e-bikes and fatbikes to small children's bikes.

New

Bike Racks



938



939



Towbar-mounted Bike Racks Thule VeloCompact



automechanika
innovationaward

Let's you bring the whole crew

The robust yet lightweight Thule VeloCompact bike rack safely carries up to four bikes. It will be the ideal choice whether you want to transport road bikes or mountain bikes, or both. If you need to carry bikes with wider wheel bases, the extendable wheel holders make it easy to adjust the width. Once Thule VeloCompact is mounted and with bikes loaded, you still have access to your car's boot thanks to the smart foot pedal tilt.

Easy to use

This compact everyday bike rack is a pleasure to mount and to load, and when folded it's small enough to fit in the boot of most cars. Loading your bikes is easy and convenient thanks to the detachable bike arms. Thule VeloCompact 3(4) bike rack is equipped with the next generation towbar coupling, making it easier than ever to mount the bike rack on the car. Just place the bike rack on the towbar and the self-stabilizing mechanism allow you to release the bike rack and adjust it before finally securing it with the tightening handle. To carry four bikes, simply use the 4th bike adapter (optional accessory). Thule VeloCompact 2 bike rack is easily lifted onto the towbar and locked into place.

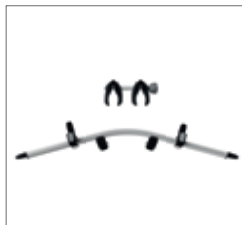
Thule VeloCompact 925



Thule VeloCompact 927



**Add to your
Thule VeloCompact**



Thule VeloCompact 4th Bike Adapter

9261 - Increase the capacity of your Thule VeloCompact 927 bike rack by one bike.



Thule Loading Ramp

9152 - Convenient removable ramp for easy loading and unloading of your bikes.

Towbar-mounted Bike Racks

Thule VeloCompact

The compact and lightweight bike rack for everyday use, carrying up to four bikes.



925



927



Towbar-mounted Bike Racks



Thule EuroRide

The functional bike rack fulfilling all basic needs.

FEATURES

- Hand operated tilt for boot access even with bikes mounted
- Quick-mounting handle attaches bike rack to tow ball with only a few turns
- Movable wheel holders with soft straps
- Stable frame holders for bike frames (up to 70 mm)
- Bike rack lockable on tow bar and bike positions lockable with accessory Thule Lockable Knob 526



941



943



Thule RideOn

The basic, tiltable bike rack.

FEATURES

- Hand operated tilt for boot access even with bikes mounted
- Smart coupling, fits most tow bars
- Bikes fixed in place with soft straps
- Bike rack lockable on tow bar with accessory Thule Lock 957



9502



9503



Towbar-mounted Bike Racks



Thule HangOn

The basic and easy to use bike rack.

FEATURES

- Strong coupling that needs no pre-adjustment for fixing
- Soft, protective frame holders keep the bikes in place
- Folds flat for easy storage and handling
- Bike rack lockable on tow bar with accessory Thule Lock 957

🚲🚲🚲🚲

972/974

🚲🚲🚲🚲

9708



Thule Xpress


The basic, quick and easy to use bike rack.

FEATURES

- Soft, protective frame holders keep the bikes in place.
- Preassembled with strap, and reflectors included for extra safety
- Bikes are at convenient height from the ground
- Folds flat for easy storage and handling

🚲🚲

970



Towbar-mounted Bike Racks Accessories



New

Thule VeloSpace XT Bike Adapter

9381 - Increase the capacity of your Thule VeloSpace XT bike rack by one bike.



Thule VeloCompact 4th Bike Adapter

9261 - Increase the capacity of your Thule VeloCompact 927 bike rack by one bike.



Thule Loading Ramp XT

9172 - Convenient removable ramp for easy loading and unloading of your bikes.



Thule Loading Ramp

9152 - Convenient removable ramp for easy loading and unloading of your bikes. For Thule EuroClassic G6 and Thule VeloCompact.



Thule EasyFold XT Loading Ramp

9334 - Convenient foldable ramp for easy loading and unloading of your bikes.



New

Thule BackSpace XT

9383 - Lightweight, durable cargo box that fits onto the Thule VeloSpace XT bike rack at the rear of the car, keeping all of your gear easily accessible.



New

Thule BackSpace XT 3rd/4th Bike Arm

9382/9392 - Enables transport of one bike in addition to your Thule BackSpace XT cargo box. For use together with Thule VeloSpace XT Bike Adapter.



New

Thule VeloSpace XT 3-Bike Spare Wheel Adapter

9394 - Adapter 9394 for fitting the Thule VeloSpace XT 3 to cars with exterior spare wheel.



Thule Transport Wheel

9173 - Convenient transportation wheel for the easiest transportation of Thule VeloSpace to and from the car.



Thule AcuTight Knob

528 - A torque limiter accessory for rear-mounted bike racks with frame holders - replacing the standard knob.



Thule Lockable Knob

526/527 - An accessory for rear-mounted bike racks with frame holders, making these lockable. (Set of 2 or set of 4)



Thule Carbon Frame Protector

984 - An adapter to enable safe transport of bikes with carbon frames.

Towbar-mounted Bike Racks Accessories



Thule EasyFold XT 2-bike Carrying Bag

9311 - Protects you and your car from dirt when transporting and storing the Thule EasyFold XT bike rack. For Thule EasyFold XT 2-bike rack.



Thule EasyFold XT 3-bike Carrying Bag

9344 - Protects you and your car from dirt when transporting and storing the Thule EasyFold XT bike rack. For Thule EasyFold XT 3-bike rack.



Thule Bike Stacker

5781 - Organize your bikes at home in a smart way.



Thule Wall Hanger

9771 - For functional storage of bikes and bike racks.



Thule XXL Fatbike Wheel Straps

985 - A set of extra-long replacement wheel straps to enable transport of very large fat bikes. Fits Thule EasyFold XT and Thule VeloSpace XT bike racks. (Set of 2)



Thule Wheel Strap Locks

986 - A locking kit to lock the bike rack's wheel straps for extra theft protection. Fits all Thule bike racks with plastic wheel straps. (Set of 2)



Thule Bike Frame Adapter

982 - Frame adapter for easiest possible fitting of bikes with non-standard frames (e.g. ladies' bikes, BMXs, downhill bikes).



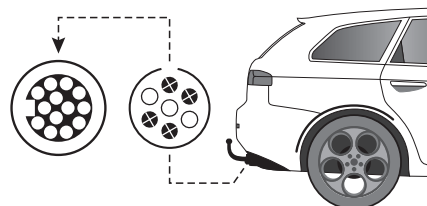
Thule Light Board

976 - Substitutes the most important rear lights on your car (7-pin connector).



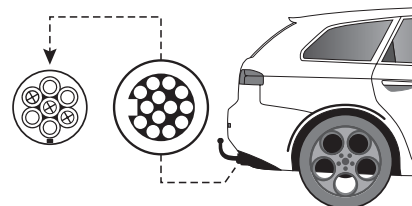
Thule Lock

957 - For locking the Thule HangOn and Thule RideOn bike racks to the tow bar.



Thule Adapter

9906 - Converts the car's 7-pin electrical outlet to a 13-pin.



Thule Adapter

9907 - Converts the car's 13-pin electrical outlet to a 7-pin.



Thule One-Key System

Replace all lock cylinders on your Thule products and use the same key for all.



Rear Door-mounted Bike Racks Line at-a-Glance



Thule RaceWay



991 - fits up to 2 bikes



992 - fits up to 3 bikes



Thule BackPac



973 - fits up to 4 bikes



Thule ClipOn High



9105/ 9106 - fits up to 2 bikes



Thule ClipOn



9103/9104 - fits up to 3 bikes



Thule FreeWay



968 - fits up to 3 bikes

Rear Door-mounted Bike Racks Thule RaceWay



Simple, stable, and secure

Thule RaceWay is our easiest to use rear door-mounted bike rack, safely carrying up to three bikes. Available as a two-bike and a three-bike version, it comes fully assembled, is easy to install, and offers a user-friendly and secure fit for virtually any bike. The narrow distance between the arms means that Thule RaceWay can accommodate most types of bikes, even those with smaller frames such as children's bikes. The bikes are supported by shock-absorbing cradles, and thanks to the patented No-Sway cages, any bike-to-bike and bike-to-vehicle contact is prevented. When Thule RaceWay is not in use, it folds flat and compact, with cables rolled-up into the bike rack, and is neatly stored in the boot of the car or at home.

Perfect fit to your car

Regardless of car model, Thule RaceWay is very easy to install. The detailed instructions and the patented FitDial make it easy to get a perfect fit. Simply find the fit number corresponding to the car model in the user manual and adjust accordingly to get the correct angle. Using an innovative locking ratcheting cable system, and not the more commonly used nylon straps, the bike rack is securely fastened to the car. Since cables don't stretch like straps, they are a more stable way of attaching the rack to the vehicle.

Thule RaceWay 2



Thule RaceWay 3



Add to your
Thule RaceWay



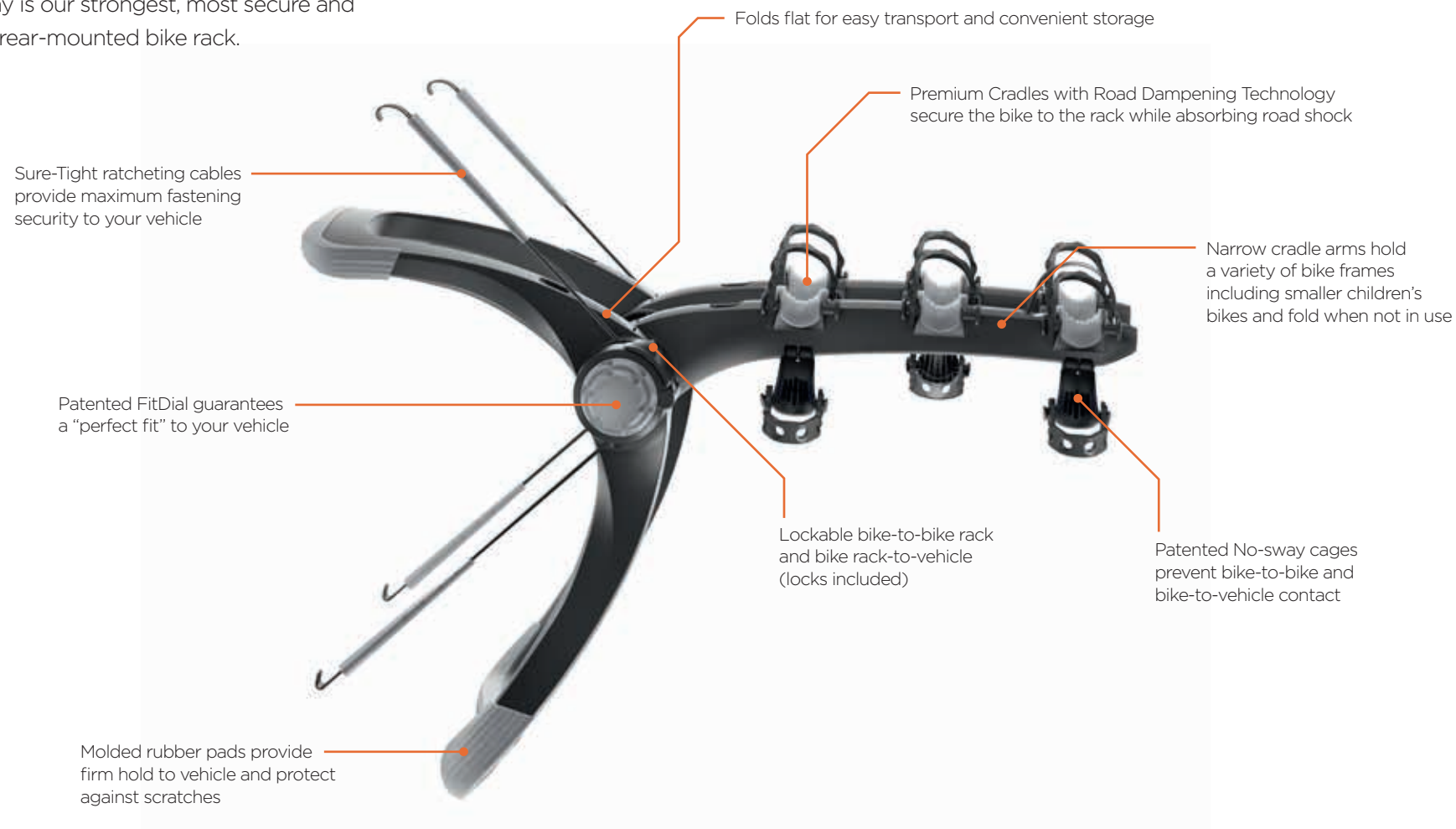
Thule Bike Frame Adapter

982 - Frame adapter for easiest possible fitting of bikes with non-standard frames (e.g. ladies' bikes, BMXs, downhill bikes).

Rear Door-mounted Bike Racks

Thule RaceWay

Thule RaceWay is our strongest, most secure and easiest to use rear-mounted bike rack.



991



992



Rear Door-mounted Bike Racks



Thule BackPac

The high standard bike rack with great flexibility designed for vans, minibuses and MPVs (for 2-4 bikes).

FEATURES

- Carries 2 bikes, 3 by adding Adapter 973-23 and 4 by adding Adapters 973-23 + 973-24
- The raised position of the bike rack keeps the rear lights and number plate visible
- All parts in contact with the car and bikes are coated with rubber for extra protection
- All bike frame holders are detachable for convenient mounting of bikes

🚲🚲 + 🚲 + 🚲
973



Thule ClipOn High

The fast mounting and foldable bike rack designed for station wagons and hatchbacks (for 2 bikes).

FEATURES

- The raised position of the bike rack keeps the rear lights and number plate visible
- All parts in contact with the car and bikes are coated with rubber for extra protection
- All bike frame holders are detachable for convenient mounting of bikes
- Easy to mount to the rear door with a unique snap-on system

🚲🚲
9105/ 9106



Thule ClipOn

The snap-on bike rack with smart features, perfect for station wagons and hatchbacks (for 3 bikes).

FEATURES

- All parts in contact with the car and bikes are coated with rubber for extra protection
- Easy to mount to the rear door with a unique snap-on system
- Quickly folds for easy storage
- Possible to attach Thule Light Board 976

🚲🚲🚲
9103/9104



Thule FreeWay

The basic rear-door mounted three bike rack designed for hatchbacks and sedans (for 3 bikes).

FEATURES

- All parts in contact with the car and bikes are coated with rubber for extra protection
- Possible to attach Thule Light Board 976
- Use Thule Bike Frame Adapter 982 for fitting of bikes with non-standard frames (e.g. ladies' bikes, BMXs, downhill bikes)

🚲🚲🚲
968



Rear Door-mounted Bike Racks Accessories



Thule Bike Stacker

5781 - Organize your bikes at home in a smart way.



Thule Lockable Knob

526/527 - An accessory for rear-mounted bike racks with frame holders, making these lockable. (Set of 2 or set of 4)



Thule Bike Frame Adapter

982 - Frame adapter for easiest possible fitting of bikes with non-standard frames (e.g. ladies' bikes, BMXs, downhill bikes).



Thule Light Board

976 - Substitutes the most important rear lights on your car (7-pin connector).



Thule Wall Hanger

9771 - For functional storage of bikes and bike racks.



Thule BackPac Kit

Kit needed for perfect fit to the vehicle.



Thule Lock

567 - For locking the Thule BackPac bike rack to the car.



Thule One-Key System

Replace all lock cylinders on your Thule products and use the same key for all.





› Bike Bags & Racks

Thule bike accessories let you increase the carrying capacity for longer, more enjoyable biking. Let us help you discover new opportunities.



Martin Söderström

"Since the day I got my first mountainbike all I've been able to think about is how to get better."



SPORT

Mountainbike

YEAR OF BIRTH

1990

FAMILY

Mother, father, sister

ACHIEVEMENTS

2 times 2nd FMB
World Tour overall

BEST PLACE ON EARTH

Sweden, Alaska
and Malaga

Martin's Choice

Thule Vital Hydration Pack 6L



Panniers and Bike Bags Line at-a-Glance



Thule Vital Hydration Pack 8L

- 3203641
Obsidian
- 3203642
Moroccan Blue



Thule Vital Hydration Pack 6L

- 3203640
Moroccan Blue
- 3203639
Obsidian



Thule Vital Hydration Pack 3L

- 3203637
Obsidian
- 3203638
Moroccan Blue



Thule Commuter Backpack

- 100070
Black



Thule Pack 'n Pedal
Commuter Pannier

- 100010
Black
- 100011
Mars



Thule Shield Pannier Large

- 100062
Cobalt
- 100063
Chartreuse
- 100061
Dark Shadow



Thule Shield Pannier Small

- 100064
Dark Shadow
- 100067
Chartreuse
- 100066
Cobalt

Panniers and Bike Bags

Thule Vital Hydration Pack



Hands-free hydration system

The Thule ReTrakt hydration hose keeps your hands on the bars and your focus on the trail as it automatically returns between sips and stays in place until you need it. Each bag comes equipped with a HydraPak reservoir to ensure you stay hydrated and maximize your performance.

Built to ride

Thule Vital Hydration Packs are constructed with a low center of gravity and optimal weight distribution to improve bike handling and reduce muscle strain. Lightweight, ventilated materials offer ultimate comfort on any terrain while unique jersey-style pockets allow quick access to items without slowing down.

Thule Vital Hydration Pack 8L



Thule Vital Hydration Pack 6L



Thule Vital Hydration Pack 3L



Panniers and Bike Bags

Thule Vital Hydration Pack

Applying years of biking expertise, the Thule Vital Collection helps you to get the most out of every mountain bike ride with a hands-free hydration system, optimal weight distribution and innovative pockets designed to access gear without slowing down.

New

Bike Bags & Racks

Stay hydrated without slowing down using the hands-free ReTrakt hose return system

Quickly access nutrition, clothing or tools while riding without having to stop or remove pack thanks to convenient jersey-style pockets

Improve bike handling and reduce muscle strain with optimal weight distribution thanks to the low center of gravity

Maximize uphill and downhill performance with lightweight, ventilated materials

8L

3203641
Obsidian

3203642
Moroccan Blue

6L

3203639
Obsidian

3203640
Moroccan Blue

3L

3203637
Obsidian

3203638
Moroccan Blue



Panniers and Bike Bags



Thule Commuter Backpack

This stylish, waterproof backpack is perfect for commuting by bike in all-weather conditions or hauling gear to your favorite spot.

FEATURES

- Waterproof main compartment with roll top closure keeps content dry
- Hideaway helmet attachment system securley holds your helmet when not in use
- Hideaway high visibility rain cover with reflective screen print for increased bag protection
- Heat-molded, crush-proof SafeZone compartment protects sunglasses, smartphone or other fragile gear
- Padded, removable 15" laptop compartment with tablet sleeve sits on top of the bag rather than against your back for greater comfort
- 360 degree reflective elements increase visibility from all angles

100070
Black



Thule Pack 'n Pedal Commuter Pannier

An ideal choice for bike commuters, this waterproof pannier features innovative hardware, integrated light pockets and a laptop sleeve.

FEATURES

- Vanishing hardware system flips away when carried off the bike to provide maximum carrying comfort
- Attachment system is easy to use, secure and vibration-free
- Exterior translucent pockets allow safety light to be used and stored in one convenient location
- Waterproof, roll-top design keeps contents dry



100010
Black

100011
Mars





Panniers and Bike Bags

Thule Shield Pannier

These multi-purpose panniers deliver on both safety and protection with reflective elements and a roll-top, waterproof design.

Keeps contents dry and dust free due to the IP64 welded construction and roll-top closure

Added safety with convenient light attachment point

Improved visibility due to reflective elements throughout the bag

Install and remove quickly with easy-to-use clip system and lower magnetic mount

Multiple carrying options with integrated grab handle and detachable shoulder straps

Large

- 100062 Cobalt
- 100063 Chartreuse
- 100072 Black

Small

- 100066 Cobalt
- 100067 Chartreuse
- 100075 Black



Panniers and Bike Bags Line at-a-Glance



Thule Shield Seat Bag Large

100053
Black



Thule Shield Seat Bag Small

100051
Black



Thule Pack 'n Pedal Trunk Bag

100055



Thule Pack 'n Pedal Seat Bag

100013

Bike Bags & Racks



Panniers and Bike Bags



Thule Shield Seat Bag Large

Keep tools organized and dry in these under seat bags with a roll top closure and waterproof design.

FEATURES

- Easily attaches to almost all seats
- Keeps contents dry and dust free due to the IP54 welded construction and roll-top closure
- Quick access to spare tubes, tools and CO2 cartridges



100053
Black



Thule Shield Seat Bag Small

Keep tools organized and dry in these under seat bags with a roll top closure and waterproof design.

FEATURES

- Easily attaches to almost all seats
- Keeps contents dry and dust free due to the IP54 welded construction and roll-top closure
- Quick access to spare tubes, tools and CO2 cartridges



100039



Thule Pack 'n Pedal Trunk Bag

This handy trunk bag offers 11 liters of waterproof storage and mounts to any front or rear bike rack.

FEATURES

- Roll-top closure and welded seams provide waterproof protection for your gear
- Exterior translucent pockets allow safety light to be used and stored in one convenient location
- Roll-top closure doubles as a convenient carrying handle
- Simple hook and loop attachments provide secure rack mounting and quick installation/removal



100055



Thule Pack 'n Pedal Seat Bag

Under seat bag with smart tool wrap to keep your tools organized and easy to get when you need them.

FEATURES

- Fits virtually any seat
- Easy under seat fitting
- Internal tool wrap keeps everything organized
- Room for spare tube, favorite tools and CO2 cartridges



100013





Racks & Baskets Line at-a-Glance



Thule Tour Rack

100090
Black



Thule Pack 'n Pedal Side Frames

100017



Thule Pack 'n Pedal Rail Extender Kit

100044



Thule Pack 'n Pedal Pannier Magnet+Attachment

100039



Thule Pack 'n Pedal Rack Adapter Bracket Magnet

100038



Thule Pack 'n Pedal Basket

100050
Black

Racks & Baskets

Thule Tour Rack

Patented rack attachment system works on virtually any bicycle from full suspension mountain bikes to commuters and everything in between.



100090
Black



Racks & Baskets




Thule Pack 'n Pedal Side Frames

Accessory for Thule Pack 'n Pedal Tour Rack that allows virtually any type of pannier to be used.

FEATURES

- Second lower rail allows for lower pannier mounting and better bike handling
- Easy to install
- Silent and vibration free performance



100017



Thule Pack 'n Pedal Rail Extender Kit

Accessory for use with Thule Pack 'n Pedal Tour Rack to extend the foot clearance with panniers.

FEATURES

- Easily attaches to Thule Pack 'n Pedal Tour Rack rails in order to slide Thule Pack 'n Pedal panniers further back on the bike
- Creates more clearance for pedaling action if needed
- Can be used on front or rear mounted Thule Pack 'n Pedal Tour Rack



100044



Thule Pack 'n Pedal Pannier Magnet +Attachment

Replacement or extra magnet for Thule Pack 'n Pedal panniers.

FEATURES

- Rare earth magnet that secures lower part of Thule Pack 'n Pedal panniers
- Part of patent pending “vanishing hardware” attachment solution for Thule Pack 'n Pedal Panniers
- Works with all Thule Pack 'n Pedal Panniers

100039



Thule Pack 'n Pedal Rack Adapter Bracket Magnet

Accessory to attach Thule Pack 'n Pedal pannier magnet onto virtually any other bike rack.

FEATURES

- Attach the Thule magnet to the adapter bracket for attachment to virtually any type of bike rack
- Versatile design allows for a variety of attachment options
- One adapter bracket included in Thule panniers and also sold separately



100038

Racks & Baskets



100050
Black

Thule Pack 'n Pedal Basket

This versatile and stylish bike basket securely mounts to front or rear bike racks and delivers plenty of added storage space.

FEATURES

- Lightweight basket is designed to safely accommodate small and large items (up to two grocery bags)
- Easy to install and remove with readily available tools
- Attaches to bike rack decks/rails on the front or rear of the bike (rack sold separately)
- Quality design with aluminum accents is built to last
- Fits best on Thule racks, but will work on virtually any bike rack



Handlebar Products Line at-a-Glance



Thule Pack 'n Pedal Dual Handlebar Mount

100037



Thule Single Handlebar Mount

100084
Black



Thule Smartphone Bike Mount

100087
Black



Thule Pack 'n Pedal Bike Wallet

100004
Black



Thule Shield Handlebar Bag

100056
Black



Thule Pack 'n Pedal Basic Handlebar Bag

100080
Black



Thule Pack 'n Pedal Handlebar Bag

100012
Black



Thule Pack 'n Pedal iPad/Map Sleeve

100014
Black

Handlebar Products



Thule Pack 'n Pedal Light Holder

100083
Black



Thule Pack 'n Pedal Handlebar Mount

Patent pending handlebar mounting system uniquely has attachments for two accessories one forward and one facing the rider.

FEATURES

- A must for the cyclist who wants to fully utilize the handlebar space
- Fully adjustable circular and stylish design
- Easy snap in/out function for bags and accessories



100037



Thule Single Handlebar Mount

A lightweight handlebar mounting system for quick access to Thule handlebar bags and accessories.

FEATURES

- Securely fits most bicycle handlebars (31.8mm, 26.0mm and 25.4mm)
- Quick and easy to install
- Effortlessly mount Thule bags or accessories facing the rider or facing forward
- Securely snap accessories in and out in seconds with easy accessory mounting and releasing push button lock
- Compatible with all Thule Pack 'n Pedal and Thule Shield handlebar bags and accessories



100084



Thule Smartphone Bike Mount

Effortlessly access apps, navigation, music and more by mounting a smartphone to standard bicycle handlebars.

FEATURES

- Keep smartphone safe and secure due to textured side clamps and additional rubberized skeleton web
- Quick and easy access to all ports and controls
- Smartphone can be viewed in either portrait or landscape mode
- Compatible with virtually any smartphone, with or without case, up to 3.5in x 0.7in x 6.7in (8.9cm x 1cm x 17cm)
- Quick and easy to install onto Thule Single Handlebar Mount (included)



100087



Handlebar Products



Thule Pack 'n Pedal Bike Wallet

Organizer for smartphones, keys or other small items.

FEATURES

- Easy access and great for use with GPS apps through transparent cover
- Easy click in/out from Thule Pack 'n Pedal Handlebar Attachment
- Includes rain cover



100004
Black



Thule Shield Handlebar Bag

This compact, waterproof bag allows cyclists to keep important items close at hand when traveling or commuting.

FEATURES

- Keeps contents dry and dust free due to the IP54 welded construction and roll-top closure
- Added safety with integrated attachment point for safety light
- Increased visibility due to reflective accents
- Keep your phone and map visible and dry in the clear map/phone pocket
- Quick access to snacks or other small items in side pockets
- Quick and easy to install onto Thule Single Handlebar Mount (included)



100056
Black



Thule Pack 'n Pedal Basic Handlebar Bag

This compact, waterproof 9 liter bag allows cyclists to store important items close at hand.

FEATURES

- Waterproof, roll-top design keeps contents dry
- Integrated loop allows for safety light attachment to the front of the bag
- Reflective strips increase visibility
- Roll-top closure doubles as a convenient carrying handle



100080
Black



Thule Pack 'n Pedal Handlebar Bag

Unique aerodynamic design works great for items like a camera or nutrition that you want within easy reach while riding.

FEATURES

- Dual opening for easy access either while riding or carrying off the bike
- Easy click in/out from Thule Pack 'n Pedal Handlebar Attachment
- Weatherproof and breathable main material
- Includes rain cover



100012
Black





Thule Pack 'n Pedal iPad/Map Sleeve

Great for bicycle touring or for mounting on your indoor trainer. Perfect fit for standard Apple iPad or any 10" tablet.

FEATURES

- Easy access and use through clear cover
- Waterproof protection
- Easy click in/out from Thule Pack 'n Pedal Handlebar Attachment
- Also great for standard paper maps



100014
Black



Thule Pack 'n Pedal Light Holder

Organize your bicycle headlight, battery and wires into one simple attachment.

FEATURES

- Organizes light, battery and wires into one simple attachment
- Mounts/dismounts in seconds so user can easily take their valuable light with them
- Works with virtually any type of light/battery setup



100083
Black







› Sport Transport Bags

A Thule bike travel case transports your bike safely, securely, and without hassle. Each bike case is tough on the outside and smart on the inside.

Eva Nyström

"I just want to go fast. The most important is that the gear is working for me"



SPORT

Multisport

YEAR OF BIRTH

1977

FAMILY

Martin Flinta and two kids

ACHIEVEMENTS

Duathlon world champion and Swimrun world champion

HOW DO YOU DO IT?

We bring our kids!

Eva's Choice

Thule RoundTrip Transition



Bike Travel Cases



Thule RoundTrip Pro XT

Soft shell bike case with integrated bike assembly stand makes traveling with your bike simple.

FEATURES

- Integrated bike assembly stand doubles as a convenient bike holder and assembly stand making it easy to assemble and disassemble your bike
- Integrated wheels and handles for easy transport and maneuverability
- Lightweight and easy to store with folding side panels and collapsible frame
- Rugged nylon shell expands around aluminum Click-Rail to protect bike during transport
- Thru axle adapters for 15mm and 20mm axles included
- Nylon wheel bags prevent frame and wheel contact

RennRad 3.16
TESTSIEGER



100501
Black/Cobalt



Thule RoundTrip Transition

This hard shell premium bike case with integrated bike work stand makes traveling with your bike simple.

FEATURES

- The combination of ABS construction and the aluminum ClickRail protects bike during transport
- Integrated bike stand doubles as a convenient bike holder and work stand
- Nylon wheel bags prevent frame and wheel contact
- Integrated wheels for easy transport



100502
Black



Thule RoundTrip Traveler

This lightweight bike case combines a tough and durable exterior with an integrated mounting system that makes it an easy and secure way to travel with your bike.

FEATURES

- External bike wheel pockets store and protect wheels (up to 29") during transport
- Fixed fork block keeps your bike in a secure upright position while traveling
- Integrated wheels and multiple external handles make it easy to maneuver your bag while on the road
- Multiple internal pockets allow you to stow loose items and keep them away from your bike during transport



100503
Black/Cobalt







› Multisport Trailers

With Thule multisport trailers, you and your kids can share your passions, whatever the season and wherever you want to go. Whether it's strolling, biking, jogging, or cross-country skiing.

Multisport Trailers Thule Chariot



For over 25 years, Thule has developed and designed multisport trailers, setting the standard for high-performing child carriers. Our focus on safety, comfort, and innovation has made Thule Chariot the preferred choice for parents around the world – from busy families to athletes, from urban parents to outdoor enthusiasts.

With Thule Chariot, you and your kids can share your passions, whatever the season and wherever you want to go. Whether it's strolling, biking, jogging, or cross-country skiing. A truly versatile 4-in-1 carrier for every season and every activity, Thule Chariot lets you stay active and bring your kids along all year round.

Child comfort

Your child will love Thule Chariot, with its comfortably padded seats and suspension that ensures a smooth, stable, and enjoyable ride on different pathway conditions. Reclining seats, featured on most Thule Chariot trailers, can be used for on-the-go naps also during biking. Sunshade along with protection against wind, water, and even bugs, let you control and optimize the climate in the child cockpit.

Parent comfort

Thule Chariot is easy and intuitive to use for the parent, with plenty of storage space, an adjustable handlebar, hand-activated brakes, and a generous kick stride. Conversion between activities is quick and easy – you can change from strolling to biking, jogging, or even cross-country skiing in seconds, and count on great performance for every activity. It comes with a simple, compact fold too, making Thule Chariot easy to bring on your travels and to store.

Safety and sustainability

Nothing is more important than your child. And no priority is higher than their safety. You can rest assured that our multisport trailers meet the most stringent safety standards, with features such as built-in roll cage and 5-point safety harness to ensure your child's safety. In addition, the main fabrics used are bluesign® and OEKO-TEX® approved. Thule Chariot multisport trailers are easy to service and maintain, with parts that can be replaced, to make sure that your carrier will truly last a lifetime.







4 Activities. 4 Seasons. 1 Carrier.



Multisport Trailers Line at-a-Glance



Thule Chariot Sport

- | | |
|--|--|
|  |  |
|  10201001
Thule Blue/Black |  10201003
Thule Blue/Black |
|  10201002
Chartreuse/Mykonos |  10201004
Chartreuse/Mykonos |



Thule Chariot Cross

- | | |
|--|--|
|  |  |
|  10202002
Roarange/Dark Shadow |  10202004
Roarange/Dark Shadow |
|  10202001
Thule Blue/Poseidon |  10202003
Thule Blue/Poseidon |





Thule Chariot Lite

- | | |
|--|--|
|  |  |
|  10203001
Blue Grass/Black |  10203002
Blue Grass/Black |



Thule Chariot Cab

- | |
|--|
|  |
|  10204001
Chartreuse/Dark Shadow |

Multisport Trailers Thule Chariot Sport



The flexible training partner

Thule Chariot Sport is designed to excel in every aspect, from ease of use and clever features to safety and durability. It is a stylish training partner that makes it easy and fun to stay active all year round, and it is a multisport trailer that lets you enjoy outdoor activities together with your child. Whether it's jogging, biking, strolling, or cross-country skiing, Thule Chariot Sport will exceed your expectations. When choosing a Thule Chariot, you can rest assured that it has been rigorously tested and meets or exceeds all global standards.

High performance

Thule's highest-performing and most versatile multisport trailer, Thule Chariot Sport is made from premium materials and rich in features without adding any unnecessary weight. The adjustable handlebar can be set to perfectly suit your height and pushing style, and the hand-activated disc brake responds quickly and safely. For increased kick stride when using Thule Chariot Sport as a jogger, simply stow away the cargo bag and you'll have plenty of room to run. Temperature and shade are easily controlled in the Climate Control Cockpit, just like protection from wind, rain, snow, or bugs; you can be confident that your child will have a pleasant ride in any condition. The fully padded reclining seat is another feature that enhances the child comfort, and the adjustable, lightweight suspension guarantees a smooth and stable ride both on and off road. Thule Chariot Sport comes with a simple, compact fold, making it easy to store and transport.

Thule Chariot Sport - Thule Blue/Black



Thule Chariot Sport - Chartreuse/Mykonos



Kits included



Kits sold separately



Multisport Trailers

Thule Chariot Sport

The ultimate trailer, jogger, and stroller with great performance, comfort, and style for athletes and their kids.



	10201001 Thule Blue/Black
	10201002 Chartreuse/Mykonos
	10201003 Thule Blue/Black
	10201004 Chartreuse/Mykonos



Multisport Trailers



10202002
Roarange/Dark Shadow



10202001
Thule Blue/Poseidon



10202004
Roarange/Dark Shadow



10202003
Thule Blue/Poseidon

Thule Chariot Cross

The allround trailer, jogger, and stroller, offering comfort and flexibility for families with an active lifestyle.

FEATURES

- 4 activities – designed to excel when you bike, jog, stroll, and ski
- Compact fold – makes it easy to bring the carrier with you
- Reclining seat – one-hand recline. For the double carrier, seats recline independently
- Thule VersaWing system – enables quick and easy conversion between activities, regardless of the kit used
- Adjustable suspension – ensures a smooth ride
- Comfortable padded seats – removable and easy to clean
- XL cargo space – can be stored away for increased kick stride while jogging
- Thule Click n' Store – convenient on-board storage of strolling, jogging, and cycling kit while changing between activities



Kits included



Kits sold separately +



10203001
Blue Grass/Black



10203002
Blue Grass/Black

Thule Chariot Lite

The lightweight trailer, jogger, and stroller, designed for everyday activities.

FEATURES

- 4 activities – designed to excel when you bike, jog, stroll, and ski
- Compact fold – makes it easy to bring the carrier with you
- Thule VersaWing system – enables quick and easy conversion between activities, regardless of the kit used
- Suspension – makes the ride comfortable for both parent and child
- Thule Click n' Store – convenient on-board storage of strolling and cycling kit while changing between activities



Kits included



Kits sold separately +



Multisport Trailers



10204001
Chartreuse/Dark Shadow

Thule Chariot Cab

The robust and roomy trailer for daily commutes for the busy family.

FEATURES

- 4 activities – designed to excel when you bike, jog, stroll, and ski
- Reclining seat – convenient one-hand recline. Seats recline independently
- XL seat – increased sitting height to accommodate taller children
- Thule VersaWing system – enables quick and easy conversion between activities, regardless of the kit used
- Adjustable suspension – leaf spring suspension ensures a smooth ride
- Comfortable padded seats – partly removable and easy to clean
- XXL cargo space – allows you to bring more gear
- Thule Click n' Store – convenient on-board storage of strolling and cycling kit while changing between activities



Kits included



Kits sold separately



Multisport Trailers Accessories for conversion kits



Thule Chariot Jogging Kit

Convert your Thule Chariot multisport trailer into a high performance jogging stroller.

 20201301  20201302



Thule Chariot Cross-Country Skiing Kit

20201401 - Convert your Thule Chariot multisport trailer into a cross-country ski pulk.

Multisport Trailers Accessories for child comfort



Thule Chariot Infant Sling

20201504 - Padded sling for your baby's lateral support and maximum stability. (Age 1-10 Months)



Thule Baby Supporter

20101001 - Padded sides and head support to ensure your baby sits comfortably upright. (Age 6-18 Months)



Thule Footmuff Sport

20101002 - Insulated for warmth with a fleece liner and adjustable hood. (Age Newborn - 2 years old)



Thule Chariot Padding

Add a liner to the seat for increased comfort and easy maintenance.

 20201507  20201508

Multisport Trailers Accessories for added convenience and storage



Thule Chariot Brake Kit

20201505 - Add hand activated band brakes to the rear wheels of your Thule Chariot for increased control.



Thule Chariot Lock Kit

20201506 - Lock your Thule Chariot trailer to the bike.



Thule Bottle Cage

20201510 - Provides the convenience of having your water bottle attached to your Thule child carrier.



Thule Cargo Rack

Add convenient cargo storage to your Thule child carrier.



20201511



20201512



Thule Organizer Sport

Add a zippered pocket and built in cup holder to your Thule child carrier.



20201513



20201514

Multisport Trailers Accessories for the bike



Thule Axle Mount ezHitch™

20100796/20110720 - Allows for your Thule child carrier to be used on a second bike.



Thule Bike Adapters

Accessories to make using the bicycle trailer kit quick and simple. New thru-axles sizes available to accommodate more mountain, road, cross and e-bike sizes and fatbikes. For details visit thule.com

Multisport Trailers Accessory for protection of the carrier



Thule Storage Cover

20100784 - Durable fabric cover protects your Thule child carrier while not in use.













› Child Bike Seats

Child bike seats are ideal for daily commutes as well as family adventures. Safe, easy to use, and comfortable whether the ride is short or long.

Rack-mounted Child Bike Seats Line at-a-Glance








Thule Yepp Nexxt Maxi

- | | |
|--|---|
|  12080203
Snow White |  12080204
Aquamarine |
|  12080201
Obsidian |  12080205
Vibrant Orange |
|  12080202
Momentum |  12080206
Chocolate Brown |
- New
Color




Thule Yepp Maxi

- | | |
|--|---|
|  12020212
Blue |  12020217
White |
|  12020211
Black |  12020230
Ocean |
|  12020215
Silver | |

Frame-mounted Child Bike Seats Line at-a-Glance








Thule RideAlong

- | | |
|---|--|
|  100106
Dark Grey |  100107
Light Grey |
|  100108
Zinnia | |






Thule Yepp Maxi

- | | |
|--|---|
|  12020232
Blue |  12020237
White |
|  12020231
Black |  12020253
Ocean |
|  12020235
Silver | |









Thule RideAlong Lite

- | | |
|--|---|
|  100110
Light Grey |  100109
Dark Grey |
|  100111
Zinnia | |

Front-mounted Child Bike Seats Line at-a-Glance








Thule Yepp Nexxt Mini

- | | |
|--|---|
|  12080105
Vibrant Orange |  12080103
Snow White |
|  12080101
Obsidian |  12080104
Aquamarine |
|  12080102
Momentum |  12080106
Chocolate Brown |
- New Color




Thule Yepp Mini

- | | |
|--|---|
|  12020105
Silver |  12020107
White |
|  12020101
Black |  12020113
Ocean |
|  12020102
Blue | |



Thule RideAlong Mini

- | | |
|--|---|
|  100105
Zinnia |  100103
Dark Grey |
|  100104
Light Grey | |

Child Bike Seats Thule Yepp Nexxt



Daily bike rides with your child – in style

The lightweight Thule Yepp Nexxt child bike seats let you and your child enjoy everyday bike rides together – safely, easily, and in style. Its unique design is inspired by modern bike helmets, which has resulted in very lightweight and comfortable seats with a stylish, sporty look.

The Thule Yepp Nexxt child bike seats provide a stable and secure ride for children from 9 months*. The front-mounted Thule Yepp Nexxt Mini is designed and tested for children up to 3 years old (up to 15 kg), and is perfect for sharing the view with your little one. The award-winning rear-mounted Thule Yepp Nexxt Maxi can be used until preschool (up to 6 years/22 kg), letting you and your child enjoy daily commutes as well as longer rides together.

Safety and comfort

Your child sits safely and comfortably thanks to the padded and shock-absorbing seat materials, while the adjustable foot rests and harness ensure a perfect fit as your child grows. The innovative 5-point safety harness has a smart magnetic safety buckle that quickly snaps the harness into place once your child is seated. You'll be on your way in seconds!

* Consult a pediatrician for children under 1 year old

Add to your
Thule Yepp Nexxt



Thule Yepp Nexxt Mini Windscreen

12080903 - Windscreen made from clear, sturdy and completely transparent material, providing shelter from wind and insects.



Thule Yepp Nexxt Mini Handlebar Padding

12080901 - This soft handlebar padding allows your child to rest their head comfortably during the ride.

Child Bike Seats

Thule Yepp Nexxt Maxi

Light-weight and safe rear-rack-mounted child bike seat with a contemporary design, providing premium comfort for your child.

Maximum child comfort and a safe, custom fit thanks to the adjustable padded 5-point harness

Very quick, easy, and convenient securing of your child with the magnetic childproof safety buckle

Provides a smooth ride for your child in the soft and shock-absorbing seat

Easy to clean and to keep dry due to the seat's water-repellent materials

Added visibility thanks to built-in reflector

Light-weight yet sturdy seat combining a hard outer shell with soft padding for premium child comfort

Ensures a perfect fit as your child grows thanks to adjustable foot rests and foot straps

Quick and easy mounting of the child bike seat on your bike's rear rack



12080203
Snow White

12080201
Obsidian

12080202
Momentum

12080204
Aquamarine

12080205
Vibrant Orange

12080206
Chocolate Brown

New
Color



reddot award 2017
best of the best



Child Bike Seats



12080105
Vibrant Orange

12080101
Obsidian

12080102
Momentum

12080103
Snow White

12080104
Aquamarine

12080106
Chocolate Brown

New
Color

Thule Yepp Nexxt Mini

Light-weight and stylish front-mounted child bike seat with smart design for rides around town.

FEATURES

- Light-weight yet sturdy seat combining a hard outer shell with soft padding for premium child comfort
- Seat can be mounted/dismounted from bike in seconds with the universal quick-release bracket, fitting both normal and ahead stems
- Maximum child comfort and a safe, custom fit thanks to the adjustable padded 5-point harness
- Very quick, easy, and convenient securing of your child with the magnetic childproof safety buckle
- Provides a smooth ride for your child in the soft and shock-absorbing seat
- Your child can place their hands on the comfortable handle bar during the ride
- Ensures a perfect fit as your child grows thanks to adjustable foot rests and foot straps
- Easy to clean and to keep dry due to the seat's water-repellent materials
- Designed and tested for children from 9 months* to 3 years old, up to 33 lbs/15 kg

* Consult a pediatrician for children under 1 year old



Child Bike Seats



- 12020232 Blue
- 12020212 Blue (EF)
- 12020231 Black
- 12020211 Black (EF)
- 12020235 Silver
- 12020215 Silver (EF)
- 12020237 White
- 12020217 White (EF)
- 12020253 Ocean
- 12020230 Ocean (EF)

Thule Yepp Maxi

Smart and functional child bike seat with a personality, designed for everyday rides.

FEATURES

- Maximum child comfort and a safe, custom fit thanks to the adjustable padded 5-point harness
- Your child sits comfortably in the soft and shock-absorbing seat
- Your child is quickly and easily secured with the childproof safety buckle
- Ensures a perfect fit as your child grows thanks to adjustable foot rests and foot straps
- *Frame mounting:* Easy mounting of the child bike seat on the frame of your bike *EasyFit rack mounting (EF):* Quick and easy mounting of the child bike seat on your bike. Fits rear bike racks with an EasyFit window, or racks equipped with Thule Yepp Maxi EasyFit Adapter (sold separately)
- Added visibility thanks to built-in reflector and safety light attachment point
- Easy to clean and to keep dry due to the seat's water-repellent materials



- 12020105 Silver
- 12020101 Black
- 12020102 Blue
- 12020107 White
- 12020113 Ocean

Thule Yepp Mini

Soft and sturdy child bike seat, giving your child a safe and comfortable ride on the front of your bike.

FEATURES

- Maximum child comfort and a safe, custom fit thanks to the adjustable padded 5-point harness
- Your child sits comfortably in the soft and shock-absorbing seat
- Your child is quickly and easily secured with the childproof safety buckle
- Ensures a perfect fit as your child grows thanks to adjustable foot rests and foot straps
- Your child can place their hands on the comfortable handle bar during the ride
- Easy mounting of the child bike seat on your bike; compatible with most bike models
- Easy to clean and to keep dry due to the seat's water-repellent materials



Child Bike Seats Thule RideAlong



Everyday bike rides made easy

Smart and intuitive installation

With Thule RideAlong child bike seat, it's easier than ever to bring the kids along for a bike ride. The seat's quick-release bracket makes it super-easy and quick to install. The bracket is mounted with bolts from the front, where there's free space to use a tool. Once the bracket is mounted, the seat clicks into position and is ready for use in seconds.

Comfort and safety for your child

Thule RideAlong offers soft premium padding and easy adjustment of the harness and foot rests, this ensures that your child has a comfortable and safe ride.

If the bike is leant against a wall, Thule RideAlong's unique, integrated protection wings will safeguard your child's hands. The protection wings create a space from the wall, reducing the risk of the child's hand getting squeezed.

Convenience and ease of use for you

Thule RideAlong is convenient and easy to use for the parent. It features simple, one-hand seat adjustments, easily removable and machine-washable padding and harness, plus lockable quick-release bracket for protection against theft.

Add to your Thule RideAlong



**Thule RideAlong
Low Saddle Adapter**
100300 - Allows
Thule RideAlong to be
used on bikes with low
saddles.



**Thule RideAlong
Rear Bike Seat
Quick Release Bracket**
100202 - Quickly transfer
Thule RideAlong between multiple
bikes by using an additional
Quick Release Bracket.



**Thule RideAlong
Padding**
Personalize your
Thule RideAlong with a
dual-color replacement
padding.

Child Bike Seats Thule RideAlong

Classic, safe and easy-to-use reclining child bike seat, taking your daily commutes and family bike adventures to the next level.

Detachable, water-repellent padding is machine-washable and reversible

Integrated protection wings safeguard your child's hands when the bike is leaned against a wall

Comfortable for on-the-go naps with five different reclining options

Ensures a perfect fit as your child grows thanks to the single-hand adjustable foot rests and foot straps

Smooth, comfortable ride for your child due to the DualBeam suspension system that absorbs road shock

Your child is quickly and easily secured with a childproof safety buckle with large buttons

Maximum child comfort and a safe, custom fit thanks to the adjustable padded 3-point harness

Added visibility with built-in reflector and safety light attachment point

Seat can be mounted/dismounted from bike in seconds with the universal quick-release bracket, fitting most bike frames (27.2-40 mm diameter round frames and maximum 40 x 55 mm oval frames)



- 100106 Dark Grey
- 100107 Light Grey
- 100108 Zinnia



Child Bike Seats



-  100110
Light Grey
-  100109
Dark Grey
-  100111
Zinnia

Thule RideAlong Lite

Robust and reliable rear-mounted child bike seat designed for daily commutes and adventures around town.

FEATURES

- Your child rides safely with the adjustable 3-point harness
- Smooth, comfortable ride for your child due to the DualBeam suspension system that absorbs road shock
- Your child is quickly and easily secured with a childproof safety buckle with a large button
- Integrated protection wings safeguard your child's hands when the bike is leaned against a wall
- Ensures a perfect fit as your child grows thanks to the single-hand adjustable foot rests and foot straps
- Seat can be mounted/dismounted from bike in seconds with the universal quick-release bracket, fitting most bike frames (27.2-40 mm diameter round frames and maximum 40 x 55 mm oval frames)
- Added visibility thanks to built-in reflector and safety light attachment point
- Water-repellent padding is easy to keep clean



-  100105
Zinnia
-  100103
Dark Grey
-  100104
Light Grey

Thule RideAlong Mini

Comfortable and durable front child bike seat for safe, easy, and enjoyable rides, letting your child share the view with you.

FEATURES

- Maximum child comfort and a safe, custom fit thanks to the adjustable padded 5-point harness
- Your child is quickly and easily secured with a childproof safety buckle with large buttons
- Ensures a perfect fit as your child grows thanks to the single-hand adjustable foot rests and foot straps
- Your child can place their hands on the comfortable handle bar during the ride
- Seat can be mounted/dismounted from bike in seconds with the universal quick-release bracket, fitting both normal and ahead stems
- Detachable, water-repellent padding is machine-washable and reversible



Child Bike Seats Accessories for child comfort



New

Thule Yepp Nexxt Mini Windscreen

12080903 - Made from clear, sturdy and completely transparent material, the Thule Yepp Nexxt Mini Windscreen shelters your child from wind and insects.



New

Thule Yepp Nexxt Mini Handlebar Padding

12080901 - The soft handlebar padding allows your child to rest their head comfortably during the ride.



Thule Yepp Mini Handlebar Padding

The soft handlebar padding with cuddly toy allows your child to rest their head comfortably during the ride.



Thule Yepp Mini Windscreen

12020906 - Made from clear, sturdy and completely transparent material, the Thule Yepp Mini Windscreen shelters your child from wind and insects.



Thule RideAlong Mini Windscreen

100405 - Made from clear, sturdy and completely transparent material, the Thule RideAlong Mini Windscreen shelters your child from wind and insects.



Thule RideAlong Mini Handlebar Padding

100406 - The soft handlebar padding allows your child to rest their head comfortably during the ride.



Thule RideAlong Mini Padding

Personalize your Thule RideAlong Mini with a dual-color replacement padding.



100403
Light Grey/Orange



100404
Dark Grey/Purple



Thule RideAlong Padding

Personalize your Thule RideAlong with a dual-color replacement padding.



100401
Light Grey/Orange



100402
Dark Grey/Purple

Child Bike Seats Accessories for added convenience



Thule Yepp Maxi Delight 2

12020917 - Rear light for added visibility and safety, easily attached to Thule Yepp Maxi.



Child Bike Seats Accessories for the bike



Thule Yepp Maxi EasyFit Adapter

Allows Thule Yepp Maxi to be installed on any bike with a rear rack with a load capacity of 25 kg.

12020409
Black

12020410
Silver



Thule Yepp Maxi Frame Adapter

12020401 - Easily transfer Thule Yepp Maxi between multiple bikes by using an additional frame adapter.



Thule RideAlong Rear Bike Seat Quick Release Bracket

100202 - Quickly transfer Thule RideAlong between multiple bikes by using an additional Quick Release Bracket. (Fits both Thule RideAlong and Thule RideAlong Lite.)



Thule RideAlong Low Saddle Adapter

100300 - Allows Thule RideAlong to be used on bikes with low saddles.



Thule Yepp Nexxt Mini SlimFit Adapter

12080402 - Quickly transfer Thule Yepp Nexxt Mini between multiple bikes by using an additional adapter.



Thule Yepp Mini SlimFit Adapter

12020413 - Quickly transfer Thule Yepp Mini between multiple bikes by using an additional adapter.



Thule Yepp Mini Ahead Adapter

12020402 - Allows Thule Yepp Mini to be installed on bikes with ahead stems.



Thule RideAlong Mini Quick Release Bracket

100201 - Quickly transfer Thule RideAlong Mini between multiple bikes by using an additional Quick Release Bracket.





› Bike Trailers

Thule bike trailers help you make the most of your active life together with your kids, whatever the season and wherever you want to go.

Bike Trailers




10101803
Blue

Thule Coaster XT

Thule Coaster is a durable bicycle trailer that provides a safe, comfortable ride and easily transforms to a stroller once you reach your destination.

FEATURES

- Bicycle Trailer Kit and Stroller Kit included
- Easy conversion from cycling to strolling
- Secure attachment to bike using Thule's patented ezHitch™
- On-board storage of strolling wheel
- Comfortably seats two children
- HeightRight™ adjustable handlebar for parents comfort



Bike Trailers Accessories for child comfort



Thule Infant Sling

20101000 - Padded sling for your baby's lateral support and maximum stability.

(Age 1-10 Months)



Thule Baby Supporter

20101001 - Padded sides and head support to ensure your baby sits comfortably upright.

(Age 6-18 Months)



Thule Bunting Bag

20101002 - Insulated for warmth with a fleece liner and adjustable hood.

(Age Newborn - 2 years old)

Bike Trailers Accessories for the bike



Thule Axle Mount ezHitch™

20100796/20110720 - Allows for your Thule child carrier to be used on a second bike.



Thule Bike Adapters

Accessories to make using the bicycle trailer kit quick and simple. For details visit thule.com

Bike Trailers Accessories for protection of the carrier



Thule Rain Cover - Coaster XT

20110700 - Protective Rain Cover for your Thule Bicycle Trailer.



Thule Storage Cover

20100784 - Durable fabric cover protects your Thule child carrier while not in use.

➤ All about heart

We at Thule have worked closely to athletes all over the world for as long as we have been around, with long-term partnerships with iconic Swedish skier Ingemar Stenmark and windsurfing pioneer Robby Naish being two of the most famous ones. Eight years ago, we decided to work even closer with a limited number of athletes, who would not only give us great user input to all of our products, but also share our values. One of the first athletes to join our Thule Crew was legendary downhill mountain biker Chris Van Dine.

Chris Van Dine has always had a huge heart for fans and especially for the kids that have followed his wild downhill mountain biking exploits. Since his first trip to Latin America in 2007, he has returned several times to El Salvador, a country that has experienced so many difficulties. During his trips, Chris saw the joy that the chance to ride outdoors or just perform bicycle tricks in the city gave to the children living under less fortunate circumstances.

With support from Thule, Chris Van Dine decided to launch a major initiative in a small town called El Tunco, where he, together with the local community and the children of the town, built a bicycle park next to an orphanage and organized the shipment of hundreds of donated bicycles from the US.





Chris compares the sheer emotional impact of seeing the smiling faces of the kids the first day they got to ride the new track with the thrill of some of his gnarliest downhill thrill-rides.

At Thule we are proud to support Chris Van Dine in his projects to bring the joy of biking to the kids of Latin America. In addition, we have enabled the award-winning Canadian adventure film crew Sherpas Cinema to produce a beautiful movie about the initiative, called "Bikes of El Salvador".

Chris Van Dine, you inspire us!

"If you want to shape minds, shape spaces where those minds can dwell."
Chris Van Dine



**CHRIS VAN DINE
IN SHORT**


BORN
USA

YEAR OF BIRTH
1980

LIVES TODAY
Puerto Vallarta, Mexico

MOTTO
Living my passion.

PROJECTS
Founder of the pump track project in El Tunco, El Salvador.





Visit www.thule.com and discover Thule's wide range of products for an active lifestyle, from bike racks and roof boxes to strollers, luggage and backpacks.





Roof-mounted Bike Racks - Technical Specifications



Name	Thule UpRide	Thule ProRide	Thule FreeRide	Thule ThruRide	Thule OutRide
SKU No	599	598	532	565	561
Load capacity	20 kg	20 kg	17 kg	17 kg	17 kg
Product dimensions (L x W x H)	163 x 31,5 x 10,5 cm	145 x 32 x 9 cm	149 x 21 x 8 cm	135 x 15 x 10 cm	137 x 22 x 8 cm
Product weight	7.7 kg	4.2 kg	3.5 kg	2.7 kg	2.5 kg
Fits frame dimensions	All	Round frame 22-80 mm Oval frame max 80x100 mm	Round frame 22-70 mm Oval frame max 65x80 mm	All	All
Fits wheel dimensions	Up to 3" 3-5" with accessory 5991	Up to 3" 3-5" with accessory 5981	Up to 3"	Up to 3"	Up to 3"
Thru-axle compatible	All	All	All	12-20 mm	20 mm 15 mm with accessory 5611
Fits roof racks with 20x20 mm T-tracks	•	•	•	•	•
Fits roof racks with 24x30 mm T-tracks	Yes, with accessory 8891	Yes, with accessory 8891	Yes, with accessory 8893	Yes, with accessory 8894	Yes, with accessory 8893
Fits square bar roof racks	Yes, with accessory 8898	Yes, with accessory 8895	•		•
One-Key System compatible	•	•	•	•	•
Lockable bike to rack/ rack to vehicle	•	•	•	•	•
Fulfills City Crash norms	•	•	•	•	•

Towbar-mounted Bike Racks - Technical Specifications



Name	Thule EasyFold XT		Thule VeloSpace XT		Thule VeloCompact		Thule EuroRide		Thule RideOn	
SKU No	933	934	938	939	925	927	941	943	9502	9503
Max number of bikes	2	3	2 (3 with accessory 9381)	3 (4 with accessory 9381)	2	3 (4 with accessory 9261)	2	3	2	3
Load capacity	60 kg	60 kg	60 kg	60 kg	46 kg	60 kg	36 kg	45 kg	30 kg	45 kg
Max bike weight	30 kg	30 kg	30 kg	30 kg	25 kg	25 kg	20 kg	20 kg	15 kg	15 kg
Product dimensions (L x W x H)	63 x 123 x 68 cm (63 x 31 x 68 cm folded)	83 x 123 x 86 cm (83 x 31 x 86 cm folded)	69 x 135 x 79 cm (74 x 135 x 25 cm bike frame folded)	73 x 135 x 79 cm (73 x 135 x 31 cm bike frame folded)	56 x 130 x 76 cm (66 x 106 x 30 cm bike frame folded)	74 x 126 x 80 cm (74 x 103 x 35 cm bike frame folded)	58 x 105 x 75 cm (67 x 105 x 25 cm bike frame folded)	75 x 105 x 75 cm (75 x 105 x 25 cm bike frame folded)	57 x 106 x 70 cm (57 x 106 x 25 cm bike frame folded)	77 x 106 x 70 cm (77 x 106 x 25 cm bike frame folded)
Product weight	17.9 kg	23.1 kg	18.6 kg	20.6 kg	14.1 kg	18.9 kg	14 kg	17 kg	9 kg	12 kg
Fits frame dimensions	22-80 mm	22-80 mm	22-80 mm	22-80 mm	20-80 mm	20-80 mm	20-70 mm	20-70 mm	All	All
Detachable frame holders	•	•	•	•	•	•				
Wheel distance	22 cm	22/19 cm	25 cm	19 cm	19 cm	19 cm	17 cm	17 cm	19 cm	19 cm
Wheel mounting on adjustable holders	Pump buckles		Pump buckles		Pump buckles		Adjustable straps		Adjustable straps	
Tilt function, with bikes	Foot pedal		Foot pedal		Foot pedal		Hand operated		Hand operated	
Loading ramp	Yes, with accessory 9334		Yes, with accessory 9172		Yes, with accessory 9152					
Fits cars with exterior spare tyre				Yes, with accessory 9394	Yes, with accessory 9241					
Rear lights	•	•	•	•	•	•	•	•	•	•
Power connector	13-pin (7-pin with adapter 9906)		13-pin (7-pin with adapter 9906)		7-pin (13-pin with adapter 9907)		7-pin (13-pin with adapter 9907)		7-pin (13-pin with adapter 9907)	
One-Key System compatible	•	•	•	•	•	•	•	•		
Lockable bike to rack	•	•	•	•	•	•	Yes, with accessory 526/527/528		Yes, with accessory 538	
Lockable rack to vehicle	•	•	•	•	•	•	•	•	Yes, with accessory 957	
EuroBe approved	•	•	•	•						
Fulfills City Crash norms	•	•	•	•	•	•	•	•	•	•

Towbar-mounted Bike Racks - Technical Specifications



Name	Thule HangOn			Thule Xpress
SKU No	972	974	9708	970
Max number of bikes	3	3	4	2
Load capacity	45 kg	45 kg	60 kg	30 kg
Max bike weight	15 kg	15 kg	15 kg	15 kg
Product dimensions (L x W x H)	55 x 48 x 77 cm (16 x 48 x 81 cm folded)	54 x 47 x 76 cm (20 x 47 x 81 cm folded)	64 x 47 x 90 cm (32 x 43 x 84 cm folded)	35 x 52 x 74 cm (14 x 52 x 72 cm folded)
Product weight	7.2 kg	7.2 kg	10.3 kg	4.3 kg
Fits frame dimensions	All sizes down to 20" junior bikes			All sizes down to 20" junior bikes
Tilt function, without bikes	Hand operated		Hand operated	
Rear lights	Yes, with accessory 976			Yes, with accessory 976
Lockable bike to rack	Yes, with accessory 538			Yes, with accessory 538
Lockable rack to vehicle	Yes, with accessory 957			Yes, with padlock
Fulfills City Crash norms	•	•	•	•

Rear Door-mounted Bike Racks - Technical Specifications



Name	Thule RaceWay		Thule BackPac	Thule ClipOn High		Thule ClipOn		Thule FreeWay
SKU No	991	992	973	9105	9106	9103	9104	968
Max number of bikes	2	3	2 (3 with adapter 973-23, 4 with 973-23 + 973-24)	2	2	3	3	3
Load capacity	30 kg	45 kg	60 kg	30 kg	30 kg	45 kg	45 kg	45 kg
Max bike weight	15 kg	15 kg	15 kg	15 kg	15 kg	15 kg	15 kg	15 kg
Product dimensions (L x W x H)	72 x 61 x 100 cm (20 x 61 x 58 cm folded)	87 x 61 x 100 cm (21 x 61 x 67 cm folded)	75 x 141 x 154 cm (45 x 97 x 154 cm folded)	63 x 144 x 97 cm (24 x 97 x 116 cm folded)	69 x 143 x 112 cm (24 x 97 x 126 cm folded)	77 x 57 x 97 cm (17 x 57 x 106 cm folded)	82 x 57 x 116 cm (18 x 57 x 117 cm folded)	82 x 56 x 78 cm (21 x 56 x 113 cm folded)
Product weight	10 kg	10.6 kg	15 kg	11.5 kg	12.5 kg	6.1 kg	7.1 kg	5.1 kg
Fits frame dimensions	All		22-80 mm	22-80 mm	22-80 mm	All		All
Detachable frame holders			•	•	•			
Fits wheel dimensions	All		Up to 3"	Up to 3"		All		All
One-Key System compatible	•	•	•	•	•			
Lockable bike to rack	•	•	•	•	•	Yes, with accessory 538		Yes, with accessory 538
Lockable rack to vehicle	•	•	Yes, with accessory 567					
Boot access with rack mounted	•	•	•	•	•	•	•	•
Fulfills City Crash norms	•	•	•	•	•	•	•	•

See the Thule Buyer's Guide or www.thule.com for details regarding fit to different car models.

Panniers & Bike Bags - Technical Specifications



Product Name	Thule Vital Hydration Pack	Thule Vital Hydration Pack	Thule Vital Hydration Pack	Thule Commuter Backpack	Thule Pack 'n Pedal Commuter Pannier	Thule Shield Pannier Large	Thule Shield Pannier Small
SKU No	3203641 Obsidian	3203639 Obsidian	3203637 Obsidian	100070 Black	100010 Black	100062 Cobalt	100075 Black
Colour	3203642 Moroccan Blue	3203640 Moroccan Blue	3203638 Moroccan Blue		100011 Mars	100063 Chartreuse 100072 Black	100066 Cobalt 100067 Chartreuse
Volume	8L	6L	3L	24L	18L	24L	14L
Weight	0.55 kg	0.52 kg	0.45 kg	1.1 kg	1.5 kg	1 kg	0.9 kg
Dimensions HxWxD	44.5x23x10	44.5x22x9	37x21x8	48x38x17	59x40x14	43x33x15	31x25x14
Waterproof	-	-	-	IPX4	IPX5	IP54	IP54
Materials	Nylon	Nylon	Nylon	Cordura-like nylon 500D	High tenacity TPU coated nylon (PVC Free)	Non-P PVC, plastic, steel	Non-P PVC, plastic, steel
Warranty	3 years	3 years	3 years	5 years	5 years	5 years	5 years
Miscellaneous	-	-	-	-	Sold in singles.	Sold in pairs	Sold in pairs

Panniers & Bike Bags - Technical Specifications



Product Name	Thule Shield Seat Bag Large	Thule Shield Seat Bag Small	Thule Pack 'n Pedal Trunk Bag	Thule Pack 'n Pedal Seat Bag
SKU No	100053 Black	100051 Black	100055 Black	100013 Black
Colour				
Volume	1.0L	0.7L	11L	0.75L
Weight	0.14 kg	0.11 kg	0.55 kg	0.14 kg
Dimensions HxWxD	9x25x11	7x22x11	36.5x32.5x14	17x9x10
Waterproof	IP54	IP54	IPX4	Water resistant
Materials	Non-P PVC	Non-P PVC	High tenacity TPU coated nylon (PVC Free)	Non-PVC
Warranty	5 years	5 years	5 years	5 years
Miscellaneous	-	-	-	-

Racks & Baskets - Technical Specifications



Product Name	Thule Tour Rack	Thule Pack 'n Pedal Side Frames	Thule Pack 'n Pedal Rail Extender Kit	Thule Pack 'n Pedal Pannier Magnet+Attachment	Thule Pack 'n Pedal Rack Adapter Bracket Magnet	Thule Pack 'n Pedal Basket
SKU No	100090	100017	100044	100039	100038	100050
Colour	Black					Black
Volume	-	-	-	-	-	26.5L
Weight	1.1 kg	0.43 kg	-	-	-	1.2 kg
Warranty	5 years	5 years	5 years	5 years	5 years	5 years
Load capacity	Front: 10 kg top/3 kg side Rear: 11 kg top/10 kg side	-	-	-	-	-
Materials	Aluminium/Plastic	Aluminium/Plastic	-	-	-	Aluminium/Plastic

Handlebar Products - Technical Specifications



Product Name	Thule Pack 'n Pedal Handlebar Mount	Thule Single Handlebar Mount	Thule Smartphone Bike Mount	Thule Pack 'n Pedal Bike Wallet	Thule Shield Handlebar Bag	Thule Pack 'n Pedal Basic Handlebar Bag	Thule Pack 'n Pedal Handlebar Bag	Thule Pack 'n Pedal iPad/Map Sleeve	Thule Pack 'n Pedal Light Holder
SKU No	100037	100084	100087	100004	100056	100080	100012	100014	100083
Colour		Black	Black	Black	Black	Black	Black	Black	Black
Volume	-	-	-	1.25L	10L	9L	6.5L	1.5L	-
Weight	0.34 kg	0.15 kg	0.22 kg	0.29 kg	0.95 kg	0.57 kg	0.66 kg	0.314 kg	0.084 kg
Load capacity	-	3 kg	-	-	3 kg	-	-	-	-
Dimensions HxWxD	-	-	-	18x14x5	19x25x16	37x26x17	24x21x15	21x26x2	-
Waterproof	-	-	-	IPX4 with Rain Cover	IP54	IPX4	IPX4 with Rain Cover	IPX4	-
Materials	Aluminium/Plastic	Aluminium/Plastic	Aluminium/Plastic	Non-PVC	Non-P PVC, plastic, steel	High tenacity TPU coated nylon (PVC Free)	Non-PVC	Non-PVC	-
Warranty	5 years	5 years	5 years	5 years	5 years	5 years	5 years	5 years	5 years
Miscellaneous	-	-	For use with Thule Handlebar Mounts (#100084 or #100037, sold separately). Phone sold separately.	For use with Thule Handlebar Mounts (#100084 or #100037, sold separately).	For use with Thule Handlebar Mounts (#100084 or #100037, sold separately).	For use with Thule Handlebar Mounts (#100084 or #100037, sold separately).	-	For use with Thule Handlebar Mounts (#100084 or #100037, sold separately). Tablet sold separately.	For use with Thule Handlebar Mounts (#100084 or #100037, sold separately). Light sold separately.

Bike Travel Cases - Technical specifications



Product Name	Thule RoundTrip Pro	Thule RoundTrip Transition	Thule RoundTrip Traveler
SKU No	100501	100502	100503
Colour	Black/Cobalt	Black	Black/Cobalt
External depth	30 cm	39 cm	38 cm
External height	85 cm	90 cm	78 cm
Length (cm)	126 cm	137 cm	131 cm
Weight (kg)	8.6 kg	15.8 kg	7.7 kg
Volume (l)	-	-	-
Warranty	5 years	5 years	5 years

Multisport and Bike Trailer - Technical specifications



Product Name	Thule Chariot Sport 1	Thule Chariot Sport 2	Thule Chariot Cross 1	Thule Chariot Cross 2	Thule Chariot Lite 1	Thule Chariot Lite 2	Thule Chariot Cab 2	Thule Coaster XT 2
	MULTISPORT TRAILERS							BIKE TRAILER
Wheel size	20 in	20 in	20 in	20 in	20 in	20 in	20 in	20 in
Handlebar height	89-112 cm 35-44 in	89-112 cm 35-44 in	89-112 cm 35-44 in	89-112 cm 35-44 in	89-112 cm 35-44 in	89-112 cm 35-44 in	95-118 cm 37.5-17.5 in	93-103 cm 37-41 in
Folded LxWxH	85.5x63x37.5 cm 33.5x25x15 in	85.5x76x37.5 cm 33.5x30x15 in	85.5x63x37.5 cm 33.5x25x15 in	85.5x76x37.5 cm 33.5x30x15 in	85.5x63x37.5 cm 33.5x25x15 in	85.5x76x37.5 cm 33.5x30x15 in	110x76x46 cm 43.5x30x18 in	94x77x28 cm 37x30x11 in
Pass-through	64.5 cm/25.5 in	80 cm/31.5 in	64.5 cm/25.5 in	80 cm/31.5 in	64.5 cm/25.5 in	80 cm/31.5 in	80 cm/31.5 in	78 cm/31 in
Sitting height	68 cm/27 in	68 cm/27 in	68 cm/27 in	68 cm/27 in	68 cm/27 in	68 cm/27 in	71 cm/28 in	60 cm/23.6 in
Shoulder width	39.5 cm/15.5 in	54 cm/21 in	39.5 cm/15.5 in	54 cm/21 in	39.5 cm/15.5 in	54 cm/21 in	54 cm/21 in	58.4 cm/23 in
Weight	14 kg/31 lbs	16 kg/35 lbs	12.5 kg/28 lbs	14.5 kg/32 lbs	11.5 kg/25.5 lbs	12.5 kg/28 lbs	16.5 kg/36.5 lbs	11 kg/24 lbs
Total carrier weight capacity	34 kg/75 lbs	45 kg/100 lbs	34 kg/75 lbs	45 kg/100 lbs	34 kg/75 lbs	45 kg/100 lbs	45 kg/100 lbs	45 kg/100 lbs

Multisport Trailer Feature Comparison



Product Name	Thule Chariot Sport	Thule Chariot Cross	Thule Chariot Lite	Thule Chariot Cab
Hand-activated disc brakes	•			
Zip off windows	•			
Extra comfortable seats	•			
Lockable	•			
XXL cargo space				•
XL cargo space	•	•		
Reclining seat	•	•		•
Adjustable suspension	•	•		•
Suspension	•	•	•	•
Click n' Store	•	•	•	•
Multi-position handlebar	•	•	•	•
Compact fold	•	•	•	•
4 activities (bike, stroll, jog, ski)	•	•	•	• *
4 seasons, all-weather protection	•	•	•	•
Durable and safe carrier	•	•	•	•

* Not optimized for jogging - jogging kit can be used as an all terrain-wheel

Multisport and Bike Trailer Accessory Compatibility



Product Name	Thule Chariot Sport 1	Thule Chariot Sport 2	Thule Chariot Cross 1	Thule Chariot Cross 2	Thule Chariot Lite 1	Thule Chariot Lite 2	Thule Chariot Cab 2	Thule Coaster XT 2
	MULTISPORT TRAILERS							BIKE TRAILER
Conversion kits								
Thule Chariot Jogging Kit*	•	•	•	•	•	•	•	
Thule Chariot Cross-Country Skiing Kit	•	•	•	•	•	•	•	
Child comfort								
Thule Chariot Infant Sling	•	•	•	•	•	•	•	
Thule Infant Sling								•
Thule Baby Supporter	•	•	•	•	•	•	•	•
Thule Footmuff Sport	•	•	•	•	•	•	•	•
Added convenience and storage								
Thule Cargo Rack*	•	•	•	•	•	•	•	
Thule Organizer Sport*	•	•	•	•	•	•	•	
Thule Chariot Brake Kit			•	•	•	•	•	
Thule Chariot Lock Kit			•	•	•	•	•	
Thule Chariot Padding*			•	•	•	•	•	
Thule Bottle Cage	•	•	•	•	•	•	•	
For bike								
Thule Bike Adapters	•	•	•	•	•	•	•	•
Protection for carrier								
Thule Storage Cover	•	•	•	•	•	•	•	•

* Accessories vary depending on whether it is a double or a single carrier

Child Bike Seat Feature Comparison



Product Name	Thule Yepp Nexxt Mini	Thule Yepp Mini	Thule RideAlong Mini	Thule Yepp Nexxt Maxi	Thule Yepp Maxi	Thule RideAlong	Thule RideAlong Lite
	FRONT-MOUNTED SEATS			REAR-MOUNTED SEATS			
Magnetic easy-to-use safety buckle	•			•			
Childproof safety buckle	•	•	•	•	•	•	•
Protection wing						•	•
5-point safety harness	•	•	•	•	•		
3-point safety harness						•	•
Built-in reflector				•	•	•	•
Quick release from bike	•	•	•	•	•	•	•
Height-adjustable harness	•	•	•	•	•	•	•
Height-adjustable foot rests	•	•	•	•	•	•	•
Foot straps	•	•	•	•	•	•	•
Reclining seat						•	
Shock-absorbing and easy-to-clean material	•	•		•	•		
Removable seat padding			•			•	
Light-weight seat	•			•			
Child's age and weight	9 months*–3 years up to 15 kg/33 lbs	9 months*–3 years up to 15 kg/33 lbs	9 months*–3 years up to 15 kg/33 lbs	9 months*–6 years up to 22 kg/48.5 lbs	9 months*–6 years up to 22 kg/48.5 lbs	9 months*–6 years up to 22 kg/48.5 lbs	9 months*–6 years up to 22 kg/48.5 lbs
Seat weight	1.9 kg/4.2 lbs**	3.5 kg/7.7 lbs	2.7 kg/10 lbs	3 kg/6.6 lbs**	4.6 kg/3.8 lbs EF	5 kg/11 lbs	4.3 kg/9.5 lbs**

* Consult a pediatrician for children under 1 year old ** Estimated weight

Child Bike Seat Accessory Compatibility


							
Product Name	Thule Yepp Nexxt Mini	Thule Yepp Mini	Thule RideAlong Mini	Thule Yepp Nexxt Maxi	Thule Yepp Maxi	Thule RideAlong	Thule RideAlong Lite
	FRONT-MOUNTED SEATS			REAR-MOUNTED SEATS			
Attachment to bike							
Thule RideAlong Quick Release Bracket						•	•
Thule Yepp Maxi Frame Adapter*					•		
Thule RideAlong Mini Quick Release Bracket			•				
Thule Yepp Mini SlimFit Adapter		•					
Thule Yepp Mini Ahead Adapter		•					
Thule Yepp Nexxt Mini SlimFit Adapter	•						
Adapters							
Thule RideAlong Low Saddle Adapter						•	•
Thule Yepp Maxi EasyFit Adapter**					•		
Thule Yepp Maxi EasyFit Carrier XL					•		
Child comfort							
Thule RideAlong Padding						•	
Thule RideAlong Mini Padding			•				
Thule RideAlong Mini Windscreen			•				
Thule RideAlong Mini Handlebar Padding			•				
Thule Yepp Mini Handlebar Padding	•	•	•				
Thule Yepp Mini Handlebar Padding Miffy	•	•	•				
Thule Yepp Mini Windscreen	•	•					
Thule Yepp Nexxt Mini Handlebar Padding	•	•	•				
Thule Yepp Nexxt Mini Windscreen	•	•					
Safety							
Thule Yepp Maxi Delight 2					•		
Thule Yepp Nexxt Rear Light	•						
Protection							
Thule Yepp Maxi Rain Cover				•	•		
Thule Yepp Mini Rain Cover	•	•					

* Only compatible with Thule Yepp Maxi, frame-mounted ** Only compatible with Thule Yepp Maxi, rack-mounted



**Bring your board.
Bring your bike.
Bring your skis.
Bring your love.
Bring your passion.
Bring your dreams.
Bring your life.**





5211800530 English. Local variations in product range may occur and products may be subject to change without further notice. With reservation against possible mistakes in the contents of the catalogue.
Photo: Erik Pütsch, Marcel Pabst, Micke Strimmed, Daniel Ahlgren, Karina Szuter.
Copyright 2018 Thule Sweden AB.

Thule Sweden AB
Box 69, SE-335 04 Hillerstorp, Sweden.
Tel +46 370-255 00, Fax +46 370-229 08.
www.thule.com

» PART OF THULE GROUP